



Game 14 -- December 15, 2001 (NCAA I-AA Playoffs, Semifinals)
Furman Paladins (11-2, 7-1 SoCon) vs. Georgia Southern Eagles (12-1, 7-1 SoCon)
Statesboro, Georgia, Allen E. Paulson Stadium (18,000) — Natural Grass
Noon EST Kickoff
WCSZ-AM 1070 (Live), WRIX-FM 103.1 (Live), YahooBroadcast.com (Live)



Furman Football SID: Hunter Reid (864) 294-2061
Furman Web Site: www.furmanpaladins.com

Georgia Southern Football SID: Tom McClellan (912) 681-0352
Georgia Southern Web Site: www.georgiasoutherneagles.com

THE GAME

Southern Conference co-champions Furman and Georgia Southern meet in NCAA I-AA postseason play for the first time since 1988 when the two square off in Statesboro, Ga., this Saturday at noon in semifinal playoff action, with the winner advancing to the championship game in Chattanooga, scheduled for Friday, Nov. 21 at 5:30 p.m.

Furman, the No. 3 seed in this year's NCAA I-AA tournament field, advanced into the semifinals with wins over Western Kentucky (24-20) and Lehigh (34-17). Georgia Southern, the No. 2 seed, defeated Florida A&M (60-35) and Appalachian State (38-24) to make it into the semifinal round. The Eagles, who defeated Furman 20-10 in Statesboro on Nov. 3, are two-time defending NCAA I-AA national champions.

The last time Furman and Georgia Southern met in the playoffs, the Paladins edged the Eagles 17-12 in Pocatello, Idaho, to claim the 1988 national championship.

TICKETS

Tickets for this Saturday's Furman-Georgia Southern NCAA I-AA playoff game are \$18 for reserved and adult grass seating and \$8 for youth (under 17) grass seating. Furman students with valid identification may purchase tickets for \$5 (grass seating). Tickets may be purchased at the Furman Ticket Office at Timmons Arena through Thursday. Furman Ticket Office hours are 10:00 a.m. - 5:00 p.m. and the telephone number is (864) 294-3099.

Tickets may also be purchased at the Georgia Southern Paulson Stadium Ticket Office beginning at 10:00 a.m. Saturday. Stadium gates open at 10:30 a.m.

THE SERIES

In a series that got its start in 1985 in Tacoma, Washington, with a 44-42 Georgia Southern win in the NCAA I-AA national championship game, the Eagles own a 9-3 advantage over the Paladins. Furman bounced back from its loss in 1985 by beating Georgia Southern, 17-12, in the 1988 national title game in Pocatello, Idaho. Since that contest, Georgia Southern has won eight of the 10 meetings, including a 20-10 verdict in Statesboro on Nov. 3. Furman's last win in the series was a 45-10 triumph in Greenville during the 2000 regular season. In all games played in Statesboro, Georgia Southern is 5-0 versus Furman. In Greenville the Eagles own a slim 3-2 series advantage. The schools' two neutral site clashes came in the two national championship games.

Year	Result	Score	Site	Furman Coach
1985	L	42-44	Tacoma, Wash.	Dick Sheridan
1988	W	17-12	Pocatello, Idaho	Jimmy Satterfield
1992	L	0-21	GREENVILLE	Jimmy Satterfield
1993	L	19-31	Statesboro	Jimmy Satterfield
1994	L	26-31	GREENVILLE	Bobby Johnson
1995	L	20-27	Statesboro	Bobby Johnson
1996	W	21-14	GREENVILLE	Bobby Johnson
1997	L	13-30	Statesboro	Bobby Johnson
1998	L	17-45	GREENVILLE	Bobby Johnson
1999	L	38-41	Statesboro	Bobby Johnson
2000	W	45-10	GREENVILLE	Bobby Johnson
2001	L	10-20	Statesboro	Bobby Johnson

In Greenville: Georgia Southern leads 3-2
 In Statesboro: Georgia Southern leads 5-0
 Neutral Sites: Tied 1-1

2001 SOCON STANDINGS

Team	SoCon			Overall		
	W	L	.Pct	W	L	.Pct
Georgia Southern #	7	1	.875	12	1	.923
Furman #	7	1	.875	11	2	.846
Appalachian State	6	2	.750	9	4	.692
Western Carolina	5	3	.625	7	4	.636
East Tennessee State	4	4	.500	6	5	.545
Wofford	3	5	.375	4	7	.364
The Citadel	2	6	.250	3	7	.300
Chattanooga	1	7	.125	3	8	.273
VMI	1	7	.125	1	10	.091

shared 2001 SoCon championship

December 1 Results (NCAA I-AA First Round)

Furman 24, Western Kentucky 0
 Lehigh 27, Hofstra 24 (OT)
 Georgia Southern 60, Florida A&M 35
 Appalachian State 40, William & Mary 27
 Northern Iowa 49, Eastern Illinois 43
 Montana 28, Northwestern State 19
 Sam Houston State 34, Northern Arizona 31
 Maine 14, McNeese State 10

December 8 Results (NCAA I-AA Quarterfinals)

Furman 34, Lehigh 17
 Georgia Southern 28, Appalachian State 24
 Montana 49, Sam Houston State 24
 Northern Iowa 56, Maine 28

December 15 Schedule (NCAA I-AA Semifinals)

Furman @ Georgia Southern, Noon
 Northern Iowa @ Montana, 2:00

2001 SEASON HONORS

Southern Conference Player-of-the-Week

TB Louis Ivory (Off. vs. Western Carolina)
 LB Will Bouton (Def. vs. Appalachian State)
 FLK Isaac West (Fr. vs. Appalachian State)
 QB Billy Napier (Off. vs. Chattanooga)
 FS Josh Cooper (Def. vs. Chattanooga)
 LB Cedrick Ritter (Fr. vs. Presbyterian)

Southern Conference Offensive Player-of-the-Year (Media)

TB Louis Ivory

Southern Conference Defensive Player-of-the-Year (Media)

LB Will Bouton

Southern Conference Freshman-of-the-Year (Media)

WR/RS Brian Bratton

All-Southern Conference (Media)

TB Louis Ivory (1st Team)	QB Billy Napier (2nd Team)
C Chris Stewart (1st Team)	WR Bear Rinehart (2nd Team)
OG Marty Priore (1st Team)	DL Ryan Spencer (2nd Team)
OT Donnie Littlejohn (1st Team)	DL LeBryan Sperling (2nd Team)
TE Trent Sansbury (1st Team)	LB John Thrift (2nd Team)
RS Brian Bratton (1st Team)	DB Josh Cooper (2nd Team)
PK Danny Marshall (1st Team)	DB Richie Jackson (2nd Team)
LB Will Bouton (1st Team)	
DB Shelvis Smith (1st Team)	

Southern Conference Jacobs Blocking Award

OT Donnie Littlejohn

All-Southern Conference (Coaches)

TB Louis Ivory (1st Team)	QB Billy Napier (2nd Team)
C Chris Stewart (1st Team)	WR Bear Rinehart (2nd Team)
OG Marty Priore (1st Team)	DL Ryan Spencer (2nd Team)
OT Donnie Littlejohn (1st Team)	DB Richie Jackson (2nd Team)
TE Trent Sansbury (1st Team)	DB Josh Cooper (2nd Team)
RS Brian Bratton (1st Team)	
LB Will Bouton (1st Team)	

THE COACHES

Furman: Bobby Johnson (Clemson '73)
59-35 (.628), 8th Year at Furman
59-35 (.628), 8th Year Overall
Johnson NCAA I-AA Playoff Record: 3-3
Johnson vs. Georgia Southern (2-6)

Lehigh: Paul Johnson (Western Carolina '79)
62-9 (.873), 5th Year at Georgia Southern
62-9 (.873), 5th Year Overall
Johnson NCAA I-AA Playoff Record: 13-2
Johnson vs. Furman (4-1)

THE OFFENSES

Furman: Multiple I
'01 Points/Game — 34.3
'01 Yards/Game — 387.4
229.1 Rushing
146.6 Passing

Georgia Southern: Spread
'01 Points/Game — 39.0
'01 Yards/Game — 421.3
330.7 Rushing
90.6 Passing

THE DEFENSES

Furman: 43
'01 Points/Game — 14.7
'01 Yards/Game — 273.7
127.1 Rushing
146.6 Passing

Georgia Southern: 43
'01 Points/Game — 14.7
'01 Yards/Game — 277.9
133.9 Rushing
144.0 Passing

2001 RESULTS/SCHEDULE

Furman (11-2, 7-1 Southern Conference, Co-Champion)

Sept. 1 @ Wyoming 14-20 L
Sept. 8 ELON 46-7 W
Sept. 22 VMI 65-7 W
Sept. 29 @ Western Carolina 31-13 W
Oct. 6 APPALACHIAN STATE 28-22 W
Oct. 13 @ The Citadel 30-7 W
Oct. 20 EAST TENNESSEE STATE 31-6 W
Nov. 3 @ Georgia Southern 10-20 L
Nov. 10 WOFFORD 45-14 W
Nov. 17 @ Chattanooga 42-10 W
Nov. 24 PRESBYTERIAN 47-28 W
Dec. 1 WESTERN KENTUCKY 24-20 W
Dec. 8 LEHIGH 34-17 W
Dec. 15 @ Georgia Southern Noon	

Georgia Southern (12-1, 7-1 Southern Conference, Co-Champion)

Sept. 1 SAVANNAH STATE 69-6 W
Sept. 8 DELAWARE 38-7 W
Sept. 22 CHATTANOOGA 70-7 W
Sept. 29 @ VMI 31-14 W
Oct. 6 WESTERN CAROLINA 50-14 W
Oct. 13 @ Appalachian State 27-18 W
Oct. 20 THE CITADEL 14-6 W
Oct. 27 @ East Tennessee State 16-19 L
Nov. 3 FURMAN 20-10 W
Nov. 10 @ Elon 27-21 W
Nov. 24 @ Wofford 48-10 W

FURMAN RADIO

Furman football action can be heard over the Paladins' radio network, headed up by Greenville flagship station WCSZ-AM 1070.

Chuck Hussion, the "Voice of the Furman Paladins", is now in his eighth season with the Paladins, as is color commentator John Ingles.

Dave Cohen co-hosts the tailgate show with Ron Smith and produces Paladin highlight packages. Gordon Higgins serves as sideline reporter, and Robbie Ross hosts the Thrifty Car Rental scoreboard show. The broadcast team is assisted by spotter Alex Swire-Clark.



FURMAN ON YAHOO BROADCAST.COM

Furman football radio broadcasts can be accessed live and on-demand by fans around the world over the internet through Yahoo!.

Fans can access live game play-by-play broadcasts and archived game broadcasts of Furman football through the following URL: <http://www.furmanpaladins.com>



FURMAN ON TEAMLINE

Furman football radio broadcasts will again be available to fans on the TEAMLINE telephone service. Fans can access Furman games by dialing 1-800-846-4700 and entering Furman's four-digit code (1109).



FURMAN FOOTBALL HOME PAGE

Furman Paladins football information can be accessed through the school's official athletics home page: www.furmanpaladins.com. Available information includes program quick facts, schedule/results, coaches' biographies, season outlook, roster, game stories and statistics, cumulative season statistics, press releases, ticket information, as well as information on Paladin Stadium, Furman's radio network, and links to the Southern Conference and NCAA.



Dec. 1 FLORIDA A&M 60-35 W
 Dec. 8 APPALACHIAN STATE 38-24 W

FURMAN LAST TIME OUT

GREENVILLE (Dec. 8) -- Toreico O'Neal rushed for 128 yards and a pair of touchdowns and Furman's defense racked up a season high nine sacks to lead the Paladins to a 34-17 win over the Lehigh Mountain Hawks in NCAA I-AA quarterfinal football action in front of 10,189 fans at Paladins Stadium.

O'Neal's performance highlighted a strong Furman rushing attack that was without its marquee performer, 2000 Walter Payton Award winning tailback Louis Ivory, who did not play after sustaining a sprained medial collateral ligament in his left knee in the Paladins' 24-20 first round playoff win over Western Kentucky on Dec. 1. In addition to O'Neal, Furman got 105 and 66 yards, respectively, from tailbacks Hindley Brigham and Lamar Rembert. In all the Paladins piled up 332 yards on the ground against Lehigh (11-1), champion of the Patriot League.

"I'm extremely proud of our football team," said Furman head coach Bobby Johnson. "I think we came out with a lot of intensity, and we really kept that intensity through the entire game. We were aggressive on both sides of the football, and I think our offensive line was determined that there would be no question about the tailback position getting yards for our offense. They did a great job of opening holes, and our tailbacks ran right through them."

"I think anytime you get to the postseason, with the level of competition you go against, whether it's Furman or Georgia Southern or Appalachian State or Delaware, you have to play absolutely flawless football, and we certainly didn't do that today," said Lehigh head coach Pete Lembo. "We didn't step up and make plays when we had opportunities in the first half, and we didn't force turnovers as have in previous weeks. Certainly a lot of credit has to go to the Furman folks, who are very well coached and very, very physical. On both sides of the football they were able to handle us up front."

As much as Furman's offensive line set the stage for the Paladins' strong ground attack, the Paladin defense stepped up with its second consecutive solid playoff game performance by holding the Mountain Hawks to only 305 total yards. Lehigh, which came into the contest averaging 411.0 yards per game, was hounded by Paladin senior linebacker Will Bouton, the Southern Conference Defensive Player-of-the-Year, who totaled 11 tackles, including six-for-loss, a career high four sacks, and a forced fumble. Bouton's dominating play helped the Paladins to their nine quarterback sacks, just one shy of the school single game record.

"I think (Will) Bouton lived up to his billing," added Lembo. "He's an all-conference guy, and I think he played that way today, in particular running from sideline to sideline, and when he came on blitzes."

Furman took an early 3-0 lead on a 22-yard Danny Marshall field goal at the 8:23 mark of the first quarter.

After Lehigh answered to take a 7-3 lead on a 1-yard touchdown run by Justin Barrasso a little over four minutes later, Furman used a 65-yard kickoff return by conference freshman-of-the-year and the nation's leading return specialist, Brian Bratton, to set up its next score, which came on the next play when O'Neal took an option pitch 35 yards for a score to make it 10-7 at the 3:58 juncture of the first quarter.

Furman's defense set up the Paladins' next score when Bouton forced a fumble by Lehigh quarterback Brant Hall, which was recovered by Sterling Frierson at the Furman 35. Seven plays later, on a third and 16 play at the Lehigh 49, Paladin quarterback Billy Napier scrambled away from pressure and connected with wide receiver Bear Rinehart behind the Mountain Hawk secondary for a 49-yard touchdown to make it 17-7.

Just before intermission the Paladins stretched their advantage to 24-7 when fullback Eric Emerson bulled over from two yards out for a touchdown to conclude a 9-play, 62-yard drive.

In the third quarter Furman appeared on the verge of take complete command of the contest after moving from its own 36 to the Lehigh 6, but on a first and goal play an O'Neal fumble was recovered by Lehigh's Sam Perryman at the 12. From there the Mountain Hawks drove to the Furman 12, where Brian Kelley booted a 29-yard field goal to narrow the Paladin advantage to 24-10.

Lehigh's bid for a comeback died, however, when the Paladins, using a 48-yard run by Brigham, quickly responded with Danny Marshall's second field goal of the contest, a 27-yard effort on the first play of the fourth

quarter.

Furman later made it 34-10 after Will Bouton sacked Lehigh quarterback Brant Hall at the Mountain Hawk 41. Three handoffs to O'Neal got the Paladins into the end zone, with the scoring run covering 10 yards.

FURMAN	10	14	0	10	—	34
LEHIGH	7	0	3	7	—	17

F — Danny Marshall 22 FG 8:23-1Q
 L — Justin Barrasso 1 run (Brian Kelley kick) 4:21-1Q
 F — Toreico O'Neal 35 run (Danny Marshall kick) 3:58-1Q
 F — Bear Rinehart 49 pass from Billy Napier (Danny Marshall kick) 14:40-2Q
 F — Eric Emerson 2 run (Danny Marshall kick) 0:33-2Q
 L — Brian Kelley 29 FG 1:50-3Q
 F — Danny Marshall 27 FG 14:56-4Q
 F — Toreico O'Neal 7 run (Danny Marshall kick) 4:23-4Q
 L — Darin Henry 12 pass from Luke Ciannello (Brian Kelley kick) 1:32-4Q

Rushing: F — O'Neal 12-128, Brigham 11-105, Rembert 11-66, Emerson 9-16, Means 2-13, Napier 4-4. L — Pugh 14-55, Hall 22-40, Ciannello 1-11, Barrasso 4-3, Sutton 1-(-5), Team 1-(-11).

Passing: F — Napier 7-13-0-134. L — Ball 13-23-0-142, Ciannello 7-11-0-70.

Receiving: F — Rinehart 3-82, Thomas 3-31, Sansbury 1-21. L — Crockett 6-74, Sutton 5-55, Pugh 3-9, Kelleher 2-23, Hluschak 1-19, Larkins 1-12, Henry 1-12, Barrasso 1-8.

	FUR	LU
First Downs	24	21
Rushing	49-332	43-93
Passing	134	212
C/A/I	7-13-0	20-34-0
Total Offense	466	305
Fumbles-Lost	2-1	2-2
Penalties	3-19	2-19
Punts	4-37.3	5-45.0
Possession Time	27:53	32:07
Third Down Conversions	4-12	5-15
Sacks By	9-59	1-2

NOTING THE PALADINS

✍ **PLAYOFF PALADINS...**Furman's bid to the 2001 NCAA I-AA playoffs marks its third straight and fourth postseason appearance under head coach Bobby Johnson. Johnson, now in his eighth year, directed the Paladins to a 9-4 record and NCAA I-AA quarterfinal finish in 1996. In 1999 Furman returned to the postseason but dropped a first round overtime contest to defending national champion Massachusetts in Greenville, 30-23. Last year the Paladins earned another playoff bid but failed to advance past the first round after losing a 31-24 decision to Hofstra in Greenville. Furman's 24-20 win over Western Kentucky on Dec. 1 snapped the Paladins' string of back-to-back first round home playoff losses and marked Furman's first home playoff triumph since the 1989 tournament, when the Paladins knocked off Youngstown State, 42-23, in the quarterfinals. This year's playoff run marks the 11th time the Paladins have qualified for NCAA I-AA Tournament play (1982, '83, '85, '86, '88, '89, '90, '96, '99, '00, and '01). Furman won the 1988 national championship, defeating Georgia Southern 17-12 in Pocatello, Idaho.

FURMAN NCAA I-AA PLAYOFF HISTORY (13-9)			
<u>Year</u>	<u>Opponent</u>	<u>Score</u>	<u>Result</u>
1982	SOUTH CAROLINA STATE	0-17	L
1983	BOSTON UNIVERSITY	35-16	W
	WESTERN CAROLINA	7-14	L
1985	RHODE ISLAND	59-15	W
	NEVADA	35-12	W
	Georgia Southern-NI	42-44	L
1986	EASTERN KENTUCKY	10-23	L
1988	DELAWARE	21-7	W
	@ Marshall	13-9	W

	IDAHO	38-7	W
	Georgia Southern-N2	17-12	W
1989	WILLIAM & MARY	24-10	W
	YOUNGSTOWN STATE	42-23	W
	STEPHEN F. AUSTIN	19-21	L
1990	@ Eastern Kentucky	45-17	W
	@ Nevada (3OT)	35-42	L
1996	@ Northern Arizona	42-31	W
	@ Marshall	0-54	L
1999	MASSACHUSETTS (OT)	23-30	L
2000	HOFSTRA	24-31	L
2001	WESTERN KENTUCKY	24-20	W
	LEHIGH	34-17	W

N1 - Tacoma, Washington (national championship)
N2 - Pocatello, Idaho (national championship)

✎ **PALADINS BY THE NUMBERS**...Furman's 13-9 ledger in NCAA I-AA playoff action includes a 9-6 home record and a 3-2 road mark. The Paladins are 1-1 in a pair of neutral site playoff clashes (both against Georgia Southern in national championship games).

✎ **FURMAN THIRD IN SOCON IN PLAYOFF WINS**...Eight Southern Conference teams have combined to post a 64-36 record (.640) in NCAA I-AA playoff competition since the league was reclassified to I-AA in 1982, and Furman ranks third on the list with 13.

SOUTHERN CONFERENCE NCAA I-AA PLAYOFF RECORDS

School	Record	Pct
Marshall	22-6787
Georgia Southern	16-4800
Furman	13-9590
Appalachian State	8-11421
Western Carolina	3-1750
The Citadel	1-3333
East Tennessee State	1-1500
Chattanooga	0-1000
SoCon Totals	64-36640

✎ **DONE IT BEFORE**...When Furman takes on Georgia Southern in Statesboro this Saturday, it will mark the third time the Paladins have drawn a Southern Conference opponent a second time in a season. After splitting a pair of games with Western Carolina in 1983, Furman, in 1988, dropped a 24-10 decision to Marshall in Huntington, W.Va., during the regular season but returned later to knock off the Herd, 13-9, in NCAA I-AA quarterfinal playoff action on the way to the national championship. Earlier this season Furman lost a 20-10 verdict to Georgia Southern in Statesboro. In 1988 Furman shared the conference regular season title with Marshall, and this year the Paladins and Eagles were co-champions with 7-1 conference finishes.

✎ **EXCLUSIVE COMPANY**...In posting its third straight 9-2 regular season finish this year, the 2001 Paladins became only the 12th squad in Furman's now 96-season football history to win at least nine regular season games. It's worth noting that head coach Bobby Johnson has had a hand in nine of those 12 squad in the capacities of defensive backs coach, defensive coordinator, and head coach.

WINNINGEST FURMAN SEASONS (Regular Season)

Year	Record	Coach	Johnson Responsibility
1920	9-1	W.L. Laval	
1923	9-2	W.L. Laval	
1927	10-1	W.L. Laval	
1980	9-1-1	Dick Sheridan	Defensive Backs
1982	9-2	Dick Sheridan	Defensive Backs
1983	9-1-1	Dick Sheridan	Defensive Coordinator
1985	10-1	Dick Sheridan	Defensive Coordinator
1988	9-2	Jimmy Satterfield	Defensive Coordinator
1989	10-1	Jimmy Satterfield	Defensive Coordinator
1999	9-2	Bobby Johnson	Head Coach

2000	9-2	Bobby Johnson	Head Coach
2001	9-2	Bobby Johnson	Head Coach

✎ **AND EVEN MORE EXCLUSIVE COMPANY**...By defeating Western Kentucky 24-20 on Dec. 1, the 2001 Paladins became only the sixth squad in school history to win at least 10 games in a season, and once again it's noteworthy that current head coach Bobby Johnson has played a significant role in five of those six teams. By defeating Lehigh 34-17 on Saturday, Furman garnered its 11th win of the season — a plateau only four squads in school history have achieved.

WINNINGEST FURMAN SEASONS (Including Playoffs)

Year	Record	Coach	Johnson Responsibility
1927	10-1	W.L. Laval	
1983	10-2-1	Dick Sheridan	Defensive Coordinator
1985	12-2	Dick Sheridan	Defensive Coordinator
1988	13-2	Jimmy Satterfield	Defensive Coordinator
1989	12-2	Jimmy Satterfield	Defensive Coordinator
2001	11-2	Bobby Johnson	Head Coach

✎ **11 TITLES MOST IN SOCON HISTORY**...In knocking off Chattanooga 42-10 in Chattanooga on Nov. 17, Furman claimed a share of the 2001 Southern Conference championship and, in the process, became the first school in the league's 80-year football history to win 11 conference crowns. Furman has captured league titles in 1978, '80, '81, '82, '83, '85, '88, '89, '90, '99, and '01.

✎ **100 AND COUNTING**...Furman's 65-7 rout of VMI marked the 100th win in Paladin Stadium history. Counting Saturday's 34-17 triumph over Lehigh, Furman, which moved into Paladin Stadium in 1981, now owns a 106-27-1 record (.795) within its confines. Since 1996, the Paladins have racked up a 33-6 home ledger (.846) and are 15-1 in their last 16 home contests (.938).

✎ **HISTORY BOOK ENTRY**...The win over Lehigh on Saturday gave the Paladins a perfect 8-0 home record, thereby marking only the second time in program history that Furman has gone 8-0 at home in a season. The only other time it has happened was in 1988, when the Paladins fashioned an 8-0 home slate on the way to the NCAA I-AA national championship. Furman's only other eight-win home campaign came in 1989 (8-1).

✎ **FURMAN STREAKING AT HOME VERSUS SOCON**...In beating Wofford 45-14 on Nov. 10, Furman extended a school record for consecutive home wins (13) against Southern Conference opposition. The previous standard was 11 set during a stretch from 1987-90.

FURMAN CONSECUTIVE SOCON HOME VICTORIES

Date	Opponent	Score	Result
Nov. 21, 1998	Chattanooga	31-28	W
Sept. 25, 1999	VMI	58-0	W
Oct. 9, 1999	Appalachian State	35-21	W
Oct. 23, 1999	East Tennessee State	48-21	W
Nov. 13, 1999	Wofford	30-3	W
Sept. 20, 2000	Western Carolina	38-14	W
Oct. 14, 2000	The Citadel	33-7	W
Nov. 4, 2000	Georgia Southern	45-10	W
Nov. 18, 2000	Chattanooga	(ot) 45-44	W
Sept. 22, 2001	VMI	65-7	W
Oct. 6, 2001	Appalachian State	28-22	W
Oct. 20, 2001	East Tennessee State	31-6	W
Nov. 10, 2001	Wofford	45-14	W

✎ **RECORD 16 PALADINS NAMED ALL-SOCON**...Furman's 16 All-Southern Conference selections by the media this year represent the Paladins' biggest all-conference postseason contingent since the media began naming an all-conference team in 1953. In addition to the Paladin all-league honorees (listed on page 1 of this release), Furman also swept all three major player awards as senior tailback **Louis Ivory (Fort Valley, Ga.)** captured offensive player-of-the-year honors for the second straight year. Likewise, senior linebacker **Will Bouton (Greenville, S.C.)** garnered defensive player-of-the-year accolades for the second consecu-

tive season, and receiver/return specialist **Brian Bratton (Martinez, Ga.)** took home league freshman-of-the-year honors. In voting by the coaches, Furman offensive tackle **Donnie Littlejohn (Gaffney, S.C.)** was named this year's recipient of the Jacobs Blocking Award. Ivory's selection marked the eighth time a Furman player had been named league offensive player-of-the-year; Bouton, meanwhile, became the eighth Furman conference defensive player-of-the-year selection since the award was created in 1986; and Bratton became the second Furman player (Stanford Jennings, '81) to be named freshman-of-the-year. Littlejohn's selection as winner of the Jacobs Blocking Award marked the third straight year and 11th time overall a Paladin had captured the honor.

✎ **LOUIS WHO?**...At Saturday's Furman-Lehigh post-game press conference, Paladin head coach Bobby Johnson was asked how much his team had missed injured All-America tailback Louis Ivory in the 34-17 win over the Mountain Hawks. Johnson's joking response was, 'Louis who?' Forced to go without Ivory, the program's career rushing leader (5,353 yards) who sustained a sprained medial collateral ligament after rushing for 170 yards in the Paladins' 24-20 win over Western Kentucky on Dec. 1, Furman employed three relatively inexperienced sophomores in his place, and the results were far better than anyone could have reasonably expected. **Toreico O'Neal (Barnesville, Ga.), Hindley Brigham (Birmingham, Ala.), and Lamar Rembert (Ocala, Fla.)** combined to rush for 34 times for 299 yards (8.8 ypc), and two touchdowns against Lehigh, with O'Neal leading the way (128 yards, 2 TDs), followed by Brigham (105 yards), and Rembert (66 yards). Prior to the Lehigh contest, the trio had combined to rush for only 490 yards and three touchdowns this year. Ivory's absence from the lineup ended a string of 36 consecutive starts. While making progress in his rehabilitation efforts, he is listed as doubtful for Saturday's game against Georgia Southern.

✎ **TOREICO THE PROPHET**...During a postgame interview following the Paladins' 34-17 win over Lehigh on Saturday, Furman tailback **Toreico O'Neal (Barnesville, Ga.)** said he had dreamed last week that he would run for 133 yards and two scores against the Mountain Hawks, and that to help his dream come true he wrote down the figures on a piece of paper and placed it in his shoe prior to the game. When asked for evidence to substantiate his dream, O'Neal produced the badly wrinkled piece of paper from his shoe with the figures: 133 yards, 2 TDs — figures almost identical to the 128 yards and two touchdowns he tallied versus Lehigh.

✎ **QUICK STRIKE PALADINS**...Of the 59 touchdowns scored by Furman this fall, over half (30) have been generated by possessions consuming less than two minutes.

FINDING THE END ZONE IN A HURRY

Opponent	Play/Drive	TOP
Wyoming	4 plays, 83 yards	1:39
Elon	4 plays, 19 yards	1:41
Elon	1 play, 42 yards	0:08
Elon	1 play, 65 yards	0:14
VMI	2 plays, 9 yards	0:38
VMI	85-yard fumble return	
VMI	3 plays, 57 yards	0:49
VMI	91-yard kickoff return	
VMI	77-yard kickoff return	
VMI	4 plays, 46 yards	1:23
Western Carolina	5 plays, 55 yards	1:46
Western Carolina	3 plays, 15 yards	0:43
Western Carolina	3 plays, 78 yards	1:03
Appalachian State	100-yard kickoff return	
Appalachian State	2 plays, 25 yards	1:05
Appalachian State	1 play, 39 yards	0:08
Appalachian State	1 play, 30 yards	0:07
The Citadel	5 plays, 41 yards	1:15
East Tennessee State	2 plays, 7 yards	0:38
East Tennessee State	4 plays, 47 yards	1:44
Wofford	4 plays, 72 yards	1:26
Wofford	2 plays, 28 yards	0:14
Wofford	100-yard kickoff return	
Chattanooga	3 plays, 47 yards	1:03
Chattanooga	1 play, 19 yards	0:08

Chattanooga	1 play, 16 yards	0:07
Chattanooga	31-yard fumble return	
Western Kentucky	5 plays, 42 yards	1:37
Lehigh	1 play, 35 yards	0:23
Lehigh	3 plays, 41 yards	0:58

✎ **FIRST COMEBACK WIN SINCE '99, BIGGEST SINCE '96**...Furman's 24-20 win over Western Kentucky on Dec. 1 was the first come-from-behind, fourth quarter triumph by the Paladins in two years. In 1999, the Paladins trailed Western Carolina 19-14 after three quarters before rallying for a 27-19 victory. In erasing a 14-point first half deficit against Western Kentucky, Furman posted its biggest comeback since the 1996 season when the Paladins trailed Northern Arizona 21-7 in the first half (and 31-21 in the second half) before rallying for a 42-31 victory in NCAA I-AA first round playoff action in Flagstaff, Ariz.

✎ **DEFENSE STRONG IN 2001**...Furman's defense has been outstanding this year, and in particular in the Paladins' two NCAA I-AA playoff wins over Western Kentucky and Lehigh. Heading into Saturday's semifinal round playoff game against Georgia Southern, Furman's defense is yielding only 14.7 points and 273.7 yards per game to the opposition. In the Paladins' 24-20 first round victory over Western Kentucky, it was the Furman defense that came up big in the second half after Furman trailed 17-7 at halftime, limiting the Hilltoppers to only 76 total yards and three points over the final two quarters. The work against Western Kentucky's vaunted ground game was especially impressive as the Hilltoppers came in ranked second nationally in rushing offense, averaging 303 yards per game (Furman limited WKU to 186) and 327 yards total offense per game (Furman limited WKU to 243). In addition, Western Kentucky entered the contest averaging 27.1 points per game but scored only 20 against the Paladins. In Saturday's 34-17 triumph over Lehigh, it was much the same as the Mountain Hawks, who came into the contest averaging 37.3 points and 411.0 yards per game, were held to 17 points and 305 total yards, 81 of which came on Lehigh's final drive of the game against Paladin reserves. As it did against both Western Kentucky and Lehigh, Furman held every Southern Conference opponent below its scoring average this year. The Paladins also held league opposition below their season averages in rushing offense, passing offense, total offense, and average gain per play in all but five instances (27 out of 32) in 2001.

FURMAN DEFENSE VERSUS THE SOCON (2001)

Prior To Game	VMI (65-7 W)	Versus Furman
9.0	Points	7✓
152.5	Rushing	32✓
181.8	Passing	191✓
334.5	Total Offense	223✓
4.7	Average Gain Per Play	3.3✓

Prior To Game	Western Carolina (31-13 W)	Versus Furman
14.0	Points	13✓
212.7	Rushing	136✓
123.7	Passing	183
336.3	Total Offense	319✓
4.6	Average Gain Per Play	4.5✓

Prior To Game	Appalachian State (28-22 W)	Versus Furman
24.3	Points	22✓
178.2	Rushing	74✓
181.0	Passing	148✓
359.2	Total Offense	222✓
5.2	Average Gain Per Play	2.7✓

Prior To Game	The Citadel (30-7 W)	Versus Furman
16.2	Points	7✓
166.5	Rushing	133✓
76.0	Passing	27✓
242.5	Total Offense	160✓
4.4	Average Gain Per Play	2.9✓

Prior To Game	East Tennessee State (31-6 W)	Versus Furman
14.6	Points	6✓
102.4	Rushing	92✓

164.6 Passing	107✓
266.8 Total Offense	199✓
4.2 Average Gain Per Play	3.4✓

Prior To Game **Georgia Southern (10-20 L)** **Versus Furman**

39.4 Points	20.0✓
334.9 Rushing	276✓
87.4 Passing	53✓
422.2 Total Offense	329✓
6.5 Average Gain Per Play	5.4✓

Prior To Game **Wofford (45-14 W)** **Versus Furman**

26.5 Points	14✓
271.0 Rushing	216✓
115.4 Passing	48✓
386.4 Total Offense	264✓
5.4 Average Gain Per Play	3.7✓

Prior To Game **Chattanooga (42-10 W)** **Versus Furman**

14.9 Points	10✓
111.1 Rushing	157
176.7 Passing	185
287.8 Total Offense	342
4.1 Average Gain Per Play	4.6

FURMAN DEFENSE VERSUS NCAA I-AA PLAYOFF FOES (2001)

Prior To Game **Western Kentucky (24-20 W)** **Versus Furman**

27.1 Points	20✓
303.2 Rushing	186✓
24.3 Passing	57
327.5 Total Offense	243✓
4.6 Average Gain Per Play	4.0✓

Prior To Game **Lehigh (34-17 W)** **Versus Furman**

37.3 Points	17.0✓
157.4 Rushing	93✓
253.6 Passing	212✓
411.0 Total Offense	305✓
5.9 Average Gain Per Play	4.0✓

✓ (Below Season Average)

✎ **2001 VS. 2000 FURMAN DEFENSE**...As the following comparison indicates, Furman's 2001 defense has shown great improvement this year.

FURMAN DEFENSE COMPARISON (2000 vs. 2001)

2000	Category	2001	Difference
17.4 Scoring Defense	14.7	-2.7
139.8 Rushing Defense	127.1	-12.7
3.6 Rushing Defense Per Play	3.3	-0.3
214.7 Passing Defense	146.6	-68.1
12.3 Passing Defense Per Play	9.1	-3.2
118.31 Passing Defense Efficiency	100.22	-18.09
354.5 Total Defense	273.7	-80.8
5.2 Total Defense Per Play	4.1	-1.1

✎ **FURMAN LIMITING/MAKING THE BIG PLAY**...A big barometer of Furman's success this year has been the Paladins' ability to limit big plays by the opposition and, on the flip side, make big plays on offense, defense, and special teams as the charts below reveal:

LIMITING/MAKING THE BIG PLAY IN 2001

Furman	Category	Opponent
86 Rushes Over 10 Yards	38
24 Passes Over 20 Yards	20
35 Sacks	12
4 Kickoff Return TDs	0
5 Blocked Punts	0
2 Fumble Return TDs	0

✎ **SACK 'EM UP**...Furman's pass rush in Saturday's 34-17 triumph over Lehigh was nothing short of spectacular. Paced by senior linebacker **Will Bouton (Greenville, S.C.)**, who registered a career high four sacks, the

Paladins racked up nine quarterback takedowns in the contest, just one short of the school single game record. As for Bouton, his four sacks for 25 yards in losses highlighted an 11-tackle outing that, in all, included six tackles-for-loss and a forced fumbles. The Paladins' nine sacks against the Mountain Hawks has only been topped by the 10 sacks Furman recorded in a 43-21 win over Chattanooga in 1997. On the year, the Paladins now have 35 sacks, which is the third highest season total in program history and the most since 1989, when Furman racked up 48 takedowns in a 12-2 campaign.

FURMAN SINGLE GAME TEAM SACKS

Year	Site, Opponent, Score	Sacks
1997 a-Chattanooga (43-21)	10
2001 h-Lehigh (34-17)	9
1996 h-The Citadel (35-25)	8
1989 a-Western Carolina (17-3)	7
2000 a-VMI (35-21)	7
1988 h-Newberry (42-0)	6
1988 a-Chattanooga (10-70)	6
1992 h-East Tennessee State (45-14)	6
1993 a-Chattanooga (42-45)	6
1996 h-Chattanooga (42-21)	6

FURMAN SEASON SACKS

Year	Sacks
1988 49
1989 48
2001 35
1996 34
1997 32

✎ **SUPER LINEBACKERS**...While Furman has gotten stellar play from its defensive line and secondary, one can't deny the contribution made by the Paladin linebacking corps, which certainly ranks as one of the best in NCAA I-AA football. The unit is led by senior All-America and 2000 and 2001 Southern Conference Defensive Player-of-the-Year **Will Bouton (Greenville, S.C.)**, who has now started in 48 consecutive games and totaled 494 tackles, good for fourth all-time at Furman. Senior **John Thrift (Hartwell, Ga.)**, a second team all-conference pick this fall, has also played in 48 games (39 starts) and is the owner of 332 tackles. And senior **Sterling Frierson (Woodrow, S.C.)** has been solid in his first full season as starter, totaling 71 tackles, seven tackles-for-loss, two fumble recoveries, and a forced fumble. One newcomer to the linebacking corps who has already made a mark for himself is redshirt freshman **Cedrick Ritter (Fairfax, S.C.)**, who has registered 53 tackles, four tackles-for-loss, a pair of sacks, two interceptions, and a blocked punt this year. All told, heading into Saturday's game against Georgia Southern, Furman's current starting linebacking corps (Bouton, Thrift, Frierson) counts 136 games and 100 starts among them, as well as 959 tackles in their combined careers.

✎ **WHAT THEY'RE SAYING ABOUT FURMAN LINEBACKER WILL BOUTON**...The following are quotes from Western Kentucky head coach Jack Harbaugh and Lehigh head coach Pete Lembo on the play of Furman senior linebacker Will Bouton following the Paladins' 24-20 win over the Hilltoppers and 34-17 triumph over the Mountain Hawks, respectively.

"I know things were very difficult for us on offense. That's because of the outstanding defense that they played. We've blocked a lot of people, but Bouton always seemed to be where he had to be. What a great athlete he is. The things they (Furman) did defensively allowed them to free their middle linebacker, and that's why Bouton is as successful as he is. The adjustments they made allowed him to run from sideline to sideline, and he was able to do it. A lot of times, you ask a middle linebacker to run from sideline to sideline, and he either runs out of gas or isn't athletic enough to do it, but Bouton didn't run out of gas."

Jack Harbaugh, Western Kentucky

"I think (Will) Bouton lived up to his billing. He's an all-conference guy, and I think he played that way today, in particular running from sideline to sideline, and when he came on blitzes."

Pete Lembo, Lehigh

✧ **A VERY STRONG SAFETY**...Called a "Renaissance Man" by Furman head coach Bobby Johnson, senior All-Southern Conference strong safety **Shelvis Smith (College Park, Ga.)**, who in growing up sang with the Atlanta Boys Choir and who now performs with Furman's Bell Tower Boys and Furman Gospel Singers, is fashioning a brilliant 2001 football campaign for the Paladins. A team co-captain who currently ranks second on the squad in tackles with 101 stops, Smith has registered two interceptions, seven pass deflections, 10 tackles-for-loss, a sack, and blocked punt this season in pacing a fine Paladin secondary. Among many outstanding performances turned in this year, Smith's best came in Furman's 30-7 win at The Citadel on Oct. 13 when he tallied 11 stops, two tackles-for-loss, a sack, an interception, and a pass deflection. Smith's sack, which went for 10 yards on a fourth-and-three play at the Paladin 25, snuffed out a Bulldog scoring threat, and on the next possession his interception halted a Citadel drive at the Furman 26. Furman's strongest performer in the weight room, Smith last spring posted a combined lift of 1,288 pounds in three exercises: bench press (480), squat (500), and power clean (308). In January and February of this year, Smith and teammate **Brad Byars (Greenwood, S.C.)**, the Paladins' long snapper, took part in a Furman foreign study program that took them to Italy, Greece, and Turkey.

✧ **FURMAN'S OTHER JOHNSON**...Junior cornerback **Rodney Johnson (Marion, N.C.)** has delivered very solid play this season after missing virtually the entire 2000 season with a knee injury sustained following a short interception return in the Paladins' 16-3 season opening win over Elon. Johnson is currently tied for the team lead with two interceptions and has 47 tackles and seven pass deflections. An excellent student and GTE Academic All-America candidate, Johnson sports a 3.47 grade point average in health and exercise science.

✧ **JACKSON ON FURMAN INTERCEPTION CHART**...Furman senior All-Southern Conference cornerback **Richie Jackson (Cincinnati, Ohio)** heads into Saturday's game against Georgia Southern ranked second on the school career interceptions ledger. Jackson recorded his 16th career pickoff the Paladins' 28-22 win over Appalachian State on Oct. 6. He is currently tied for second at Furman in career thefts with Vince Perone, Jr. (1972-74) and trails only Jerome Norris (18 interceptions, 1983-86).

FURMAN CAREER INTERCEPTIONS

Rank	Player	Year	No.
1)	Jerome Norris	1983-86	18
2)	Richie Jackson	1998-	16
	Vince Perone, Jr.	1972-74	16
3)	Lavern Barrs	1964-66	14
	Don Calhoun	1968-70	14
	Mark Gordon	1974-76	14
	Steve Squire	1983-86	14
4)	Gib McEachran	1979-82	12
	Ernest Gibson	1980-83	12

✧ **FURMAN "SPECIAL" TEAMS LIVING UP TO NAME**...Paced by Southern Conference Freshman-of-the-Year **Brian Bratton (Martinez, Ga.)**, the nation's kickoff returns leader (37.2 avg., 3 TDs in regular season), Furman's special teams have recorded four kickoff returns for touchdowns and five blocked punts this season. Bratton's three kickoff returns for scores this fall include a pair of 100-yard efforts against Appalachian State and Wofford, and a 91-yard bolt against VMI. His 100-yard return against Wofford was profiled on ESPN's "Hidden Camera" segment during halftime of a recent East Carolina-Louisville Thursday night telecast. Bratton's three returns for touchdowns ties former Paladin great Des Kitchings' 1999 season record for most kickoff return touchdowns in a season. In Saturday's win over Lehigh he had three returns for 116 yards, including a 65-yarder that set up Furman's go-ahead touchdown.

FURMAN BIG PLAY SPECIAL TEAMS IN 2001

Player	Play	Opponent
Lamar Rembert	blocked punt	VMI
Shelvis Smith	blocked punt	VMI
Brian Bratton	91 kickoff return	VMI
Lamar Rembert	77 kickoff return	VMI

Paul Billingsly	blocked punt	Western Carolina
Brian Bratton	100 kickoff return	Appalachian State
Hindley Brigham	blocked punt	East Tennessee State
Cedrick Ritter	blocked punt	East Tennessee State
Brian Bratton	100 kickoff return	Wofford

✧ **FURMAN THE NATIONAL RANKINGS**...Furman ranked high in several NCAA I-AA national statistical categories at the end of the regular season as the chart below indicates:

FURMAN IN NCAA TEAM STATISTICS

Category	Rank	Avg./Rating
Scoring Offense	14th	35.3
Rushing Offense	14th	218.9
Passing Efficiency Offense	19th	140.57
Scoring Defense	5th	14.0
Passing Defense	10th	148.8
Passing Efficiency Defense	15th	96.52
Total Defense	10th	273.6
Kickoff Returns	3rd	26.8

FURMAN IN NCAA INDIVIDUAL STATISTICS

Category	Rank	Avg./Rating
Louis Ivory, Rushing	10th	135.6
Louis Ivory, Scoring	7th	10.4
Billy Napier, Passing Efficiency	18th	140.57
Brian Bratton, Kickoff Returns	1st	37.2

✧ **MARSHALL ENTERS THE RECORD BOOKS**...When sophomore All-Southern Conference placekicker **Danny Marshall (Atlanta, Ga.)** connected on a 27-yard field goal in the first quarter in the Paladins' 30-7 win over The Citadel on Oct. 13, it gave him the Furman record for most consecutive made field goals (11). Marshall's streak, which eclipsed the previous record set by Andrew Burr in 1991, reached 12 straight with a 20-yard effort in the Paladins' 31-6 win over East Tennessee State before ending when he later missed a 47-yard attempt against the Buccaneers. The run included made field goals in his last five attempts a year ago and first seven tries this year. On the season, Marshall has converted 12-of-14 field goal attempts (and 18 of his last 20 attempts if going back into the 2000 campaign). For his career, Marshall is 26-of-32 in field goal tries (.813) and 99-of-105 on PATs (.943). His 177 points tie him with Tim Tanguay (1980-82) for fifth all-time at Furman in kick scoring.

✧ **IVORY CLAIMS SECOND STRAIGHT SOCON RUSHING CROWN**...In rushing for 176 yards and four touchdowns in the Paladins' 47-28 season end win over Presbyterian on Nov. 24, senior tailback **Louis Ivory (Fort Valley, Ga.)**, the 2000 Walter Payton Award recipient, claimed his second straight Southern Conference rushing title, finishing with 1,492 yards. Ivory also placed first in scoring (114 points) and all-purpose yardage (1,572 yards). His performance against PC gave him a regular season career rushing total of 5,353 yards — the second highest total in league history.

✧ **COMPARING THE HEAVYWEIGHTS**...The following is a comparison of the Southern Conference's two top running backs, Furman's Louis Ivory and Georgia Southern's Adrian Peterson, this season and for the 2000 and 1999 campaigns:

2001 SEASON

Player	Rush	Yards	Avg/Rush.	TD	Avg/Game
Ivory, FUR	251	1492	5.9	19	135.6
Peterson, GSU	261	1459	5.6	18	132.6

2000 SEASON

Player	Rush	Yards	Avg/Rush.	TD	Avg/Game
Ivory, FUR	286	2079	7.3	16	189.0
Peterson, GSU	230	1361	5.9	13	151.2

1999 SEASON

Player	Rush	Yards	Avg/Rush.	TD	Avg/Game
Ivory, FUR	230	1376	6.0	14	125.1
Peterson, GSU	257	1932	7.5	25	175.6

IVORY- PETERSON (2000-01)

Player	Rush	Yards	Avg/Rush	TD	Avg/Game
Ivory, FUR	537	3571	6.6	35	162.3
Peterson, GSU	491	2820	5.7	31	141.0

IVORY-PETERSON (1999-2001)

Player	Rush	Yards	Avg/Rush	TD	Avg/Game
Ivory, FUR	767	4947	6.5	49	149.9
Peterson, GSU	748	4752	6.4	56	153.2

✎ **FINDING THE TIGHT END...**The tandem work turned in by junior All-Southern Conference quarterback **Billy Napier (Chatsworth, Ga.)** and senior all-league tight end **Trent Sansbury (Lilburn, Ga.)** this season represents the best utilization of the tight end position by Furman since 1996 when quarterback Braniff Bonaventure frequently included Luther Broughton (52 receptions, 583 yards) in the Furman passing game. Heading into Saturday's game against Georgia Southern, Sansbury, who last week accepted an invitation to play in this year's Blue-Gray All-Star Football Classic, has 39 catches for 551 yards and two touchdowns. In the Paladins' 20-10 loss to Georgia Southern on Nov. 10, he had five catches for 80 yards. A year ago Sansbury caught only 14 passes for 276 yards and two scores. An excellent student and Verizon Academic All-America candidate, he owns a 3.30 grade point average in computing business.

✎ **THE BEAR ROARS...**Although several Southern Conference teams take to the air more than Furman and, as a by-product, sport receivers with more catches, one would be hard pressed to find many any better than junior all-conference performer **Bear Rinehart (Seneca, S.C.)**, and that was evidence in the Paladins' 34-17 win over Lehigh on Saturday when he caught three passes for 82 yards and a touchdown, which went for a season long 49 yards. He currently ranks first on the team in receptions (40), receiving yards (536), and touchdowns (6). Not only a fine receiver, Rinehart, an accomplished guitar player and singer/songwriter and member of band called "Needtobreathe", took over punt return duties at midseason for an injured **Isaac West (Augusta, Ga.)**. On the season he's averaging a solid 9.9 yards per return. In case you are wondering, Bear is named for legendary Alabama head coach Paul "Bear" Bryant.

✎ **MINIMIZING THE FLAGS...**For the second straight year Furman ranked as the least penalized team in the Southern Conference, getting flagged a league low 46 times for 385 yards in penalties. Last year Furman was tagged for 49 infractions for 422 yards.

✎ **NOTABLES...**In recording six receptions for 120 yards in the win over Appalachian State on Oct. 6, redshirt freshman wide receiver **Isaac West (Augusta, Ga.)**, who earned Southern Conference Freshman-of-the-Week, posted the first 100-yard receiving performance by a Paladin since Des Kitchings caught seven passes for 169 yards and two scores in a 28-3 win over North Carolina in 1999. When senior All-Southern Conference free safety **Josh Cooper (Cincinnati, Ohio)** returned a fumble 85 yards for a touchdown against VMI on Sept. 22, it marked the third longest fumble return for a score in Furman history, trailing only the 94-yard return recorded by Kevin Quinlan in a 35-13 loss to North Carolina in 1980 and an 87-yard fumble return by Ray Zima in an 18-13 win over Marshall in 1936. The 91-yard kickoff return by redshirt freshman split end **Brian Bratton (Martinez, Ga.)** and 77-yard kickoff return for a score by sophomore tailback **Lamar Rembert (Ocala, Fla.)** against VMI represented the first time in Furman football history the Paladins returned two kickoffs for touchdowns in a game. The nine PAT attempts by sophomore kicker **Danny Marshall (Atlanta, Ga.)** against VMI tied the Furman standard for most PAT attempts by a player and team in a single game. When **Lee Willis (Monticello, Ga.)** did not punt in the Paladins' 65-7 rout of VMI, it marked the first time since a 43-7 win over Presbyterian 1992 season that Furman did punt in a game. In rushing eight times for 106 yards and a touchdown against VMI, reserve tailback **Hindley Brigham (Birmingham, Ala.)** became the first Paladin running back since 1999 to rush for more yards than Louis Ivory. Prior to Brigham, the last Paladin running back to top Ivory in game rushing yardage was Stuart Rentz, who rolled up 144 yards (in relief of Ivory) in a 58-0 Paladin whitewash of VMI in Greenville. Furman's win over VMI marked the 20th consecutive victory over the Keydets, thus making it the longest series winning streak ever recorded by Furman over an opponent. The 65 points were the most

scored by a Furman team since 1935 when the Hurricane (as Furman was then known) routed Piedmont 69-0. The 58-point margin of victory tied the existing Furman mark for most decisive Southern Conference victory — a standard first set only two years ago (1999) when Furman steamrolled VMI 58-0 in Greenville. In scoring 111 points against Elon (46-7) and VMI (65-7), Furman matched the greatest two-game scoring total in school history first set in 1920 when W.L. Laval's Hurricane routed Oglethorpe (42-3) and Wofford (69-0) on the way to a 9-1 season.

✎ **BLOOD LINES...**Furman sophomore defensive end **Brandon Poole (Columbia, S.C.)** is the son of former University of South Carolina Heisman Trophy winning running back George Rogers.

✎ **KEEPING IT IN THE FAMILY....**Sophomore placekicker **Danny Marshall (Atlanta, Ga.)** is the son of former Paladin defensive end Tommy Marshall (1974-76), who later served as an assistant coach on the Furman staff for eight years (1986-93), during which time the Paladins captured three Southern Conference titles and the 1988 NCAA I-AA national championship. Redshirt freshman tight end **Will Keller (Clayton, Ga.)** is the nephew of former Paladin fullback Elliott Keller (1962-63), who led the Southern Conference in rushing in 1962 with 724 yards. Freshman linebacker **Andrew Carson (Newnan, Ga.)** is the brother of Clemson All-America linebacker Chad Carson. Andrew's father, Tom Carson, played football at Georgia Tech, and his grandfather, Earle Carson, was a three-year letterman and end and honorable mention All-American at Furman (1928-30). A great uncle, M.A. Carson, was a two-time letterwinner as an offensive guard at Furman (1926-27), and another great uncle, Tom Carson, was an All-South offensive tackle selection and three-year letterman who served as captain of Furman's 1931 squad.

✎ **THE PARKVIEW CONNECTION...**Furman senior starting tight end Trent Sansbury and his backup, true freshman Willis Sudderth, are both products of Lilburn, Ga., and Parkview High School.

✎ **PALADIN OFFENSIVE LINE AMONG BEST IN NCAA I-AA...**Based on what Furman's offensive line has helped the Paladins accomplish the last two years and the individual honors accorded virtually every member of the unit, Furman's offensive front can rightfully be considered one of the best and most experienced in NCAA I-AA. The cast of five regulars includes a pair of All-Americans in center **Chris Stewart (Palm Harbor, Fla.)** and **Marty Priore (Cincinnati, Ohio)**, and All-Southern Conference/Jacobs Blocking Award winning left tackle **Donnie Littlejohn (Gaffney, S.C.)**. In addition, junior right guard **Trevor Kruger (Moultrie, Ga.)**, who started every game a year ago, is about to complete his second year as a starter, and **Steven Cain (Anderson, S.C.)** his first. If also considering senior all-conference tight end **Trent Sansbury (Lilburn, Ga.)** with the offensive front, the Paladins boast a combined total of 264 games played and 204 starts in their collective careers.

2001 FURMAN OFFENSIVE LINE

Player	G	GS	Notes
LT Donnie Littlejohn (Sr.)	48	46	'00, '01 All-SoCon, '01 Jacobs
LG Marty Priore (Sr.)	48	45	'00 AP All-America
C Chris Stewart (Sr.)	46	38	'00 TSN All-America
RG Trevor Kruger, (Jr.)	37	25	24 Consecutive Starts
RT Steven Cain (Jr.)	37	13	12 Consecutive Starts
Trent Sansbury (Sr.)	48	37	'00, '01 All-SoCon
Totals	264	204	

✎ **MUSCLE MEN...**Playing a key role in the strong work of Furman's offensive line is the unit's impressive physical strength as reflected in some of the numbers posted by unit members in team weight lifting tests. Leading the way for the third consecutive year is senior center Chris Stewart, Furman's strongest player. In spring testing, Stewart bench pressed 505 pounds, squatted 650 pounds, and power cleaned 347 pounds for a combined lift of 1,502 pounds in three exercises. Stewart's nearest competitor in the combined total was senior strong safety Shelvis Smith (1,288 pounds). Among Furman's other top performing offensive linemen in strength tests was junior tackle Steven Cain, who finished fourth on the team with a combined lift of 1,235 pounds: bench press (405 pounds), squat (500 pounds), and power clean (330 pounds). Senior guard Marty Priore,

placed ninth with a total lift of 1,191 pounds

✎ **COMPETITIVE, EVEN IN DEFEAT**...Although Furman owns a solid 30-8 record (.789) in its last 38 games, in the eight losses the Paladins have proven to be tough competition. In fact, over the aforementioned span, Furman's most decisive loss has been 10 points, and the eight setbacks have been by a combined total of 38 points.

Opponent (Year)	Score	Margin of Defeat
Appalachian State (2000)	17-18	- 1
Elon (1999)	22-24	- 2
East Tennessee State (2000)	21-23	- 2
Georgia Southern (1999)	38-41	- 3
Wyoming (2001)	14-20	- 6
Massachusetts (2000)	(ot) 23-30	- 7
Hofstra (2000)	24-31	- 7
Georgia Southern (2001)	10-20	- 10

✎ **LOUIS IVORY: "THE IVORY TOWER"**...Senior tailback Louis Ivory, a consensus All-America choice, two-time Southern Conference Offensive Player-of-the-Year, and NCAA I-AA football's Walter Payton Award recipient for the 2000 season, is nicknamed "The Ivory Tower", in part, because of his prodigious accomplishments last year. Ivory's nickname also works because the most notable landmark on Furman's campus is an ivory bell tower that overlooks the university's scenic 30-acre lake. The tower, which first gained notoriety as an ivy covered landmark on Furman's old campus in downtown Greenville, has gained new fame thanks, in part, to Ivory, whose biographical sketch is included below:



LOUIS IVORY
TB, 5-9, 200, Senior
Fort Valley, Georgia
Peach County High School

34

Furman: Pleasantly personable young man and outstanding, consensus All-America performer who returned for the 2001 season as the top offensive player in NCAA I-AA football based on his selection as the Walter Payton Award recipient a year ago...in three-plus seasons of play has already shattered several school and

Southern Conference single game and season rushing records...was a lightly recruited fullback out of high school who played fullback his freshman year at Furman before moving to tailback prior to the start of the 1999 season...in 36 consecutive starts from 1999-2001, topped the 100-yard mark in 30 games on the way to 5,432 yards (150.9 ypg) and 51 touchdowns, helping Furman to a 28-8 record in that span...consecutive starts streak stopped this past Saturday against Lehigh due to injury (sprained medial collateral ligament in left knee) sustained in 24-20 win over Western Kentucky on Dec. 1...became Furman's all-time leading rusher in the Paladins' 30-7 win over The Citadel on Oct. 13 by rushing 29 times for 131 yards and a touchdown, thereby eclipsing Carl Tremble previous standard of 4,746 yards...current career rushing total (including two playoff games) is 5,838 yards...minus playoff games his rushing total is 5,353 yards...broke Tremble's school record of 25 100-yard rushing performances in a career by rushing for 146 yards and a touchdown in the Paladins' 31-6 win over East Tennessee State on Oct. 20...counting 170-yard effort versus Western Kentucky, now has 31 100-yard rushing performances...became the all-time leading scorer (306 points) in Furman history with touchdown versus Chattanooga, breaking Tremble's standard of 300 points...counting four TDs against Presbyterian on Nov. 24, now has 330 points...owns the first, fourth, sixth, eighth, 10th, and 11th best single game rushing performances in Furman football history...compact, strong, runner who sports solid balance, tackle breaking ability, and impressive durability...likes to run north-south but can employ finesse when needed...possesses excellent leadership ability...highly respected by the coaching staff and teammates for his work ethic and overall mental and physical approach to the game...very coachable...could finish his career as one of the most decorated student-athletes in Furman athletics history...ranked third on team in spring weight testing with combined lift of 1,253 pounds in three exercises: bench press (365), squat (525), power clean (363)...power clean mark led team. **2001** — Rushed 19 times for

136 yards and a touchdown in 20-14, season opening loss to Wyoming...touchdown run covered 44 yards and tied the game at 14-14 in the third quarter...ran 19 times for 126 yards and two touchdowns against Elon (46-7 win)...exited the game for good after scoring on an 8-yard run on Furman's first offensive series of the second half and with the Paladins leading 37-7...notched his ninth straight 100-yard performance with a 10-carry, 100-yard outing in the Paladins' 65-7 rout of VMI...exited the game in favor of reserves with 6:27 to go in the first half and Furman leading 31-0...scored the game's first touchdown for his 40th career rushing touchdown...registered a season high 22 carries for another season high 159 yards and two touchdowns in a 31-13 win at Western Carolina...reeled off 105 of his 159 yards and both touchdowns in the first quarter against the Catamounts...one of his scores covered 67 yards, making it the fourth longest run of his career...performance against Western Carolina earned him Southern Conference Offensive Player-of-the-Week honors...rushed 18 times for only 40 yards and one touchdown in 28-22 win over nationally fifth-ranked Appalachian State...40 yards were lowest total in 31 starts at tailback and lowest since 1998, his freshman year...40-yard effort against ASU snapped his school record string of 10 straight 100-yard performances...lone touchdown against Appalachian State covered 18 yards and included a bruising hit on Mountaineer defensive back Du'Shon Martin at the goal line...bounced back from Appalachian State game with 29-carry, 131-yard, one-touchdown performance against The Citadel (30-7 win) that helped him surpass Carl Tremble (4,746 yards) as Furman's all-time leading rusher...29 rushes versus The Citadel represented a personal season high...ran 22 times for 146 yards and a touchdown to help Furman past East Tennessee State, 31-6...performance against ETSU helped him become the first running back in school history to top 5,000 career rushing yards...ran 23 times for 122 yards and a touchdown in 20-10 loss to Georgia Southern...touchdown versus Georgia Southern covered 23 yards on a draw play that tied game 7-7 late in second quarter...fashioned his finest performance of the 2001 season by rushing 23 times for 198 yards and career high four touchdowns in 45-14 win over Wofford...touchdown runs covered 13, 7, 17, and 8 yards...scored Furman's first three touchdowns, helping stake the Paladins to a 21-0 lead only four minutes into the second quarter...had 184 yards by halftime...did not play in the fourth quarter...performance versus Wofford put him over the 1,000-yard mark (1,158) for the third consecutive year, tying a Furman mark for most consecutive 1,000-yard seasons first set by Stanford Jennings (1981-83)...shattered Carl Tremble's career rushing touchdowns record of 48 TDs...became only the third player in SoCon history to top 5,000 career rushing yards...rushed 28 times for 158 yards and a touchdown in 42-10 win over Chattanooga...scored team's first touchdown of the game with 27-yard run in first quarter to become Furman's all-time scoring leader with 306 points, thereby breaking the old standard of 300 previously held by Carl Tremble...finished off the regular season by rushing a season high 34 times for 176 yards and four touchdowns in 47-28 win over Presbyterian for the 30th 100-yard rushing performance of his career...claimed his second straight Southern Conference rushing title with 1,492 yards in 11 games...also led the league in touchdowns (19) and finished first in total offense among league running backs, as well as all-purpose yards (1,572)...regular season rushing total was the fifth highest single season rushing total ever recorded by a college football player in South Carolina...helped power Furman past Western Kentucky in NCAA I-AA first round playoff action by rushing 33 times for 170 yards before sustaining a sprained medial collateral ligament in his left knee late in the fourth quarter...injury was the first to sideline him and cost him a start since his freshman year (1998)...failed to score a touchdown against Western Kentucky for first time this year, halting a streak of 13 consecutive contests with a touchdown. **2000** — Fashioned the greatest single season rushing performance and one of the most productive offensive seasons in Furman, Southern Conference, state of South Carolina, and NCAA I-AA football history by rushing 286 times for 2,079 yards, and 16 touchdowns during the regular season in helping the Paladins to a 9-3 record, No. 10 Sports Network final ranking, and second straight playoff appearance...averaged an incredible 7.3 yards per carry...rushing total represented the first 2,000-yard season in the Southern Conference's 78-year history and in the 112-year history of football in South Carolina...189.0 yards per game rushing average led the nation and his closest competitor in NCAA I-AA, Portland State's Charles Dunn (163.0 ypg), by a wide margin...among all ballcarriers in all divisions, was only outrushed by Texas Christian's LaDainian Tomlinson, who totaled 2,158 yards and averaged 196.0 ypg in 11 games...season rushing

total was fifth best in NCAA I-AA football history and eighth best in season average...captured the Walter Payton Award, given annually by the Sports Network to the top offensive player in NCAA I-AA football, in ceremonies at New York City's famed Downtown Athletic Club on Dec. 4...became a consensus All-America honoree when he was named to national squads selected by the American Football Coaches Association (AFCA), Sports Network, Associated Press, Walter Camp Foundation, and *Don Hansen's Football Gazette*...recipient of 2000 Banks McFadden South Carolina Player-of-the-Year Award (as voted by the Greenville Touchdown Club) and 2000 South Carolina Male Amateur Athlete-of-the-Year Award (as selected by the South Carolina Athletic Hall-of-Fame)...was also honored as 2000-01 Furman Male Athlete-of-the-Year and became the eighth athlete in school history to garner Southern Conference Athlete-of-the-Year accolades when he was accorded the honor in Myrtle Beach in late May...had January 23, 2001, proclaimed "Louis Ivory Day In South Carolina" by governor Jim Hodges in ceremonies at the state capitol in Columbia...including one playoff game, totaled 2,251 yards and 18 touchdowns on the 2000 season, rushing for more than 100 yards in 11 of Furman's 12 games...became the 13th Southern Conference Player-of-the-Year selection in Furman history when he was a consensus choice in separate balloting by league head coaches and media...recorded five scoring runs greater than 50 yards: 88 vs. William & Mary, 75 vs. Elon, 73 vs. Georgia Southern, 65 vs. Western Carolina, and 58 vs. The Citadel...88-yard run was the second longest in Furman history...spearheaded a Paladin ground attack that averaged a school season record 307.5 rushing yards per game...individual rushing total topped Furman's previous season standard of 1,555 yards set by Carl Tremble (1992)...rushed for a school single game record 301 yards and three touchdowns in a 45-10 win over top-ranked, defending, and eventual national champion Georgia Southern in Greenville...301-yard performance versus Georgia Southern, which earned him Sports Network National Offensive Player-of-the-Week honors, shattered Furman's single game standard of 261 yards set by Mike Glenn against Presbyterian in 1980 and the conference single game record of 286 yards set by The Citadel's Gene Brown versus VMI in 1988...it also represented the highest rushing total ever posted by a Georgia Southern opponent and keyed a 404-yard Furman rushing performance against the Eagles that snapped a string of 53 consecutive games in which Georgia Southern had outrushed its opponent...in all topped the 200-yard mark in five games: 301 vs. Georgia Southern (45-10 win), 232 vs. William & Mary (34-10 win), 227 vs. East Tennessee State (23-21 loss), 214 vs. The Citadel (33-7 win), and 207 vs. Chattanooga (45-44 OT win)...established a new Furman single game rushing attempts record with 41 carries against East Tennessee State...became the fastest player (seven games) in Furman history to reach 1,000 rushing yards when he rushed for 214 yards against The Citadel...averaged 214.3 ypg over Furman's final six contests...in all was named Southern Conference Offensive Player-of-the-Week four times...took home Furman's Best Offensive Back and Paladin (MVP) Award following the season. **1999** — Made the successful switch from fullback to tailback and led team and finished second in the Southern Conference in rushing with 1,519 yards and 14 touchdowns...averaged a solid 6.1 yards per carry...became the first Furman 1,000-yard rusher since Carl Tremble reached the plateau in 1992...1,519 yards at the time represented the second highest single season total in school history...played a major role in Furman's offensive improvement (424.3 ypg, 36.0 ppg), which sparked the Paladins to a 9-3 record, Southern Conference championship, and an invitation to the NCAA I-AA playoffs...earned starts in all 12 games and posted eight 100-yard rushing performances, including a career high 203-yard show in a 48-21 win over East Tennessee State...his 203-yard performance against East Tennessee State earned him league offensive player-of-the-week honors and represented the first 200-yard outing by a Paladin running back since 1996...rushed a career high 34 times for 177 yards and a touchdown in a 28-3 win over North Carolina...177 yards versus Tar Heels are the most ever by a Paladin against an NCAA I-A opponent...sparked Furman's 35-21 triumph over Appalachian State by breaking 13 tackles on the way to 135 yards and two scores for which he was named conference offensive player-of-the-week...scored a decisive touchdown on a 43-yard run with 2:28 left in the game in the Paladins' 27-19 win over Western Carolina...took home the team's Best Offensive Back Award.

1998 — Emerged as one of Furman's top freshmen, earning the starting job at fullback and rushing for 202 yards and two touchdowns in the Paladins' first two games before being slowed with a sprained ankle early in the Samford game (34-24 win)...injury forced him to miss the VMI contest

and limited him to only two starts thereafter...did not see action in the season finale against Chattanooga...earned Southern Conference Freshman-of-the-Week honors after rushing 23 times for 161 yards and two touchdowns against South Carolina State (27-19 win)...performance against S.C. State included a season best, 54-yard touchdown run and represented the most yards by a Furman fullback since the 1989 season...also ran for 80 yards against East Tennessee State (22-19 overtime loss)...other touchdown runs covered 17 yards against Western Carolina (31-7 win) and three yards versus Georgia Southern (45-17 loss)...finished the season as Furman's second leading rusher with 406 yards and four touchdowns.

High School: 1998 graduate of Peach County High School...football coach was Rodney Walker...started for four years at running back and helped his program post a 39-9 record, including back-to-back 11-1 records and region championships his junior and senior seasons...in all ran for over 3,100 yards and scored 37 touchdowns in his career...rushed for 1,081 yards and scored 13 touchdowns in 1997, his senior season...selected to play in the prestigious Georgia-Florida All-Star Game.

Personal: Full name is Louis Leon Ivory...son of Louis and Gloria Ivory...born February 6, 1980, in Fort Valley, Georgia...communications major.

IVORY'S CAREER STATISTICS

(Including Playoff Games)

YEAR	G-GS	RUSH	YDS	AVG	TD	LNG	REC	YDS	AVG	TD	LNG
1998	9-5	80	406	5.1	4	54	0	0	0.0	0	0
1999	12-12	249	1519	6.1	14	59	6	18	3.0	0	9
2000	12-12	319	2251	7.1	18	88	4	14	3.5	0	8
2002	12-12	284	1662	5.9	19	67	12	80	6.7	0	11
Totals	45-41	932	5838	6.3	55	88	22	112	5.1	0	11

IVORY'S CAREER STATISTICS

(Regular Season Games Only)

YEAR	G-GS	RUSH	YDS	AVG	TD	LNG	REC	YDS	AVG	TD	LNG
1998	9-5	80	406	5.1	4	54	0	0	0.0	0	0
1999	11-11	230	1376	6.0	14	59	6	18	3.0	0	9
2000	11-11	286	2079	7.3	16	88	4	14	3.5	0	8
2001	11-11	251	1492	5.9	19	67	12	80	6.7	0	11
Totals	42-38	847	5353	6.3	53	88	22	112	5.1	0	11

LOUIS IVORY IN 1999

Opponent	Att.	Yards	TD	Result
Elon	18	98	0	22-24 L
William & Mary	17	151	1	52-6 W
VMI	6	85	3	58-0 W
Western Carolina	27	150	2	27-19 W
Appalachian State	27	135	2	35-21 W
The Citadel	21	98	0	31-17 W
East Tennessee State	22	203	2	48-21 W
North Carolina	34	177	1	28-3 W
Georgia Southern	16	44	1	38-41 L
Wofford	20	107	1	30-3 W
Chattanooga	22	128	1	40-35 W
Regular Season Totals	230	1376	16	9-2
Regular Season Averages	(6.0)	(125.1)		
Massachusetts (Playoffs)	19	143	0	23-30 L
Full Season Totals	249	1519	16	9-3
Full Season Averages	(6.1)	(126.6)		

LOUIS IVORY IN 2000

Opponent	Att.	Yards	TD	Result
Elon	20	182	1	16-3 W
Newberry	19	171	2	44-10 W
William & Mary	27	232	2	34-10 W
@ VMI	28	135	1	35-21 W
Western Carolina	17	187	3	38-14 W
@ Appalachian State	19	58	0	17-18 L
The Citadel	25	214	1	33-7 W
@ East Tennessee State	41	227	2	21-23 L
Georgia Southern	33	301	3	45-10 W
@ Wofford	28	165	0	27-18 W
Chattanooga	29	207	1	45-44 W
Regular Season Totals	286	2079	16	9-2
Regular Season Averages	(7.3)	(189.0)		

Hofstra (Playoffs)	33	172	2	24-31	L
Full Season Totals	319	2251	18		9-3
Full Season Averages	(7.1)	(187.6)			

LOUIS IVORY IN 2001

Opponent	Att.	Yards	TD	Result
Wyoming	19	136	1	14-20 L
Elon	19	126	2	46-7 W
VMI	10	100	1	65-7 W
Western Carolina	22	159	2	31-13 W
Appalachian State	18	40	1	28-22 W
The Citadel	29	131	1	30-7 W
East Tennessee State	26	146	1	31-6 W
Georgia Southern	23	122	1	10-20 L
Wofford	23	198	4	45-14 W
Chattanooga	28	158	1	42-10 W
Presbyterian	34	176	4	47-28 W
Regular Season Totals	251	1492	19	9-2
Season Averages	(5.9)	(135.6)		
Western Kentucky (Playoffs)	33	170	0	24-20 W
Full Season Totals	284	1662	19	10-2
Full Season Averages	(5.9)	(138.5)		

LOUIS IVORY'S TOP RUSHING GAMES

Opponent	Att.	Yards	TD	Result
Georgia Southern ('00)	33	301	3	45-10 W
William & Mary ('00)	27	232	2	34-10 W
East Tennessee State ('00)	41	227	2	21-23 L
The Citadel ('00)	25	214	1	33-7 W
Chattanooga ('00)	29	207	1	45-44 W
East Tennessee State ('99)	22	203	2	48-21 W
Wofford ('01)	23	198	4	45-14 W
Western Carolina ('00)	17	187	3	38-14 W
Elon ('00)	20	182	1	16-3 W
North Carolina ('99)	34	177	1	28-3 W
Presbyterian ('01)	34	176	4	47-28 W
Hofstra ('00)	33	172	2	21-34 L
Newberry ('00)	19	171	2	44-10 W
Western Kentucky ('01)	33	170	0	24-20 W
Wofford ('00)	28	165	0	27-18 W
South Carolina State ('98)	23	161	2	27-19 W
Western Carolina ('01)	22	159	2	31-13 W
Chattanooga ('01)	28	158	1	42-10 W
William & Mary ('99)	17	151	1	52-6 W
Western Carolina ('99)	27	150	2	27-19 W
East Tennessee State ('01)	26	146	1	31-6 W
Massachusetts ('99)	19	143	0	23-30 L
Wyoming ('01)	19	136	1	14-20 L
VMI ('00)	28	135	1	35-21 W
Appalachian State ('99)	27	135	2	35-21 W
The Citadel ('01)	29	131	1	30-7 W
Elon ('01)	19	126	2	46-7 W
Chattanooga ('99)	22	128	1	40-35 W
Georgia Southern ('01)	23	122	1	10-20 L
Wofford ('99)	20	107	1	30-3 W
VMI ('01)	10	100	1	65-7 W

LOUIS IVORY AS A STARTING TAILBACK

Opponent	Att.	Yards	TD	Result
Elon ('99)	18	98	0	22-24 L
William & Mary ('99)	17	151	1	52-6 W
VMI ('99)	6	85	3	58-0 W
Western Carolina ('99)	27	150	2	27-19 W
Appalachian State ('99)	27	135	2	35-21 W
The Citadel ('99)	21	98	0	31-17 W
East Tennessee State ('99)	22	203	2	48-21 W
North Carolina ('99)	34	177	1	28-3 W
Georgia Southern ('99)	16	44	1	38-41 L
Wofford ('99)	20	107	1	30-3 W
Chattanooga ('99)	22	128	1	40-35 W
Massachusetts ('99)	19	143	0	23-30 L
Elon ('00)	20	182	1	16-3 W

Newberry ('00)	19	171	2	44-10 W
William & Mary ('00)	27	232	2	34-10 W
VMI ('00)	28	135	1	35-21 W
Western Carolina ('00)	17	187	3	38-14 W
Appalachian State ('00)	19	58	0	17-18 L
The Citadel ('00)	25	214	1	33-7 W
East Tennessee State ('00)	41	227	2	21-23 L
Georgia Southern ('00)	33	301	3	45-10 W
Wofford ('00)	28	165	0	28-17 W
Chattanooga ('00)	29	207	1	45-44 W
Hofstra ('00)	33	172	2	21-34 L
Wyoming ('01)	19	136	1	14-20 L
Elon ('01)	19	126	2	46-7 W
VMI ('01)	10	100	1	65-7 W
Western Carolina ('01)	22	159	2	31-13 W
Appalachian State ('01)	18	40	1	28-22 W
The Citadel ('01)	29	131	1	30-7 W
East Tennessee State ('01)	26	146	1	31-6 W
Georgia Southern ('01)	23	122	1	10-20 L
Wofford ('01)	23	198	4	45-14 W
Chattanooga ('01)	28	158	1	42-10 W
Presbyterian ('01)	34	176	4	47-28 W
Western Kentucky ('01)	33	170	0	24-20 W
Totals	852	5432	51	28-8
Averages	(6.4)	(150.9)		

LOUIS IVORY VERSUS SOUTHERN CONFERENCE OPPONENTS (As A Tailback)

Opponent (Record)	G	Att.	Yards	TD	YPC	YPG
East Tennessee State (2-1) ...	3	89	576	5	6.5	192.0
Western Carolina (3-0)	3	66	496	7	7.5	165.3
Chattanooga (2-0)	3	79	493	3	6.2	164.3
Georgia Southern (1-2)	3	70	472	5	6.7	157.3
Wofford (3-0)	3	71	470	5	6.6	156.7
The Citadel (3-0)	3	75	443	2	5.9	147.6
VMI (3-0)	3	44	320	5	7.3	106.7
Appalachian State (2-1)	3	64	233	3	3.6	77.7
Totals (20-4)	24	558	3463	35	6.2	144.3

LOUIS IVORY VERSUS NCAA DIVISION I OPPONENTS (Career)

Opponent	Att.	Yards	TD	Result
Clemson ('98)	5	41	0	0-33 L
North Carolina ('99)	34	177	1	28-3 W
Wyoming ('01)	19	136	1	14-20 L
Totals	58	354	2	1-2
Averages	(6.1)	(118.0)		

FURMAN SINGLE GAME RUSHING ATTEMPTS

Player	Opponent	Att.
Louis Ivory	East Tennessee St. (2000)	41
Carl Tremble	Chattanooga (1992)	39
Mark Stowers	Western Carolina (1978)	35
Louis Ivory	Presbyterian (2001)	34
Louis Ivory	North Carolina (1999)	34
Steve Crislip	Carson-Newman (1971)	33
Louis Ivory	Georgia Southern (2000)	33
Louis Ivory	Hofstra (2000)	33
Louis Ivory	Western Kentucky (2001)	33

FURMAN LONGEST RUSHING PLAYS

Player	Opponent	Yards
Russ Sutton	Presbyterian (1951)	93
Louis Ivory	William & Mary (2000)	88
Mike Glenn	Appalachian State (1980)	88
Robbie Gardner	Marshall (1984)	88
Robbie Gardner	Central Florida (1984)	88
Paul Gwinn	Wofford (1937)	85

FURMAN SINGLE GAME RUSHING LEADERS

Player	Opponent	Yards
Louis Ivory	Georgia Southern (2000)	301

Mike Glenn	Presbyterian (1980)	261
Ernest Crosby	South Carolina State (1996)	243
Louis Ivory	William & Mary (2000)	232
Carl Tremble	Chattanooga (1992)	228
Louis Ivory	East Tennessee State (2000)	227
William Gressette	Presbyterian (1916)	217
Louis Ivory	The Citadel (2000)	214
John Bagwell	Marshall (1987)	213
Louis Ivory	Chattanooga (2000)	207
Louis Ivory	East Tennessee State (1999)	203
Pat Carroll	Carson-Newman (1970)	202
Carl Tremble	The Citadel (1990)	202

FURMAN SINGLE SEASON RUSHING LEADERS (Includes Playoff Games)

Rank	Player	Year	Yds.
1)	Louis Ivory	2000	2,251
2)	Louis Ivory	2001	1,662
3)	Carl Tremble	1992	1,555
4)	Louis Ivory	1999	1,519
5)	Stanford Jennings	1983	1,390
6)	Carl Tremble	1990	1,277
7)	Robbie Gardner	1984	1,232
8)	Stanford Jennings	1981	1,168
9)	Robbie Gardner	1986	1,113
10)	Brian Jager	1985	1,045

SOUTHERN CONFERENCE SINGLE SEASON RUSHING LEADERS (Regular Season Games Only)

Rank	Player	G	Year	Yds.
1)	Louis Ivory, Furman	11	2000	2,079
2)	Adrian Peterson, Georgia Southern	11	1998	1,932
3)	Adrian Peterson, Georgia Southern	11	1999	1,807
4)	Thomas Haskins, VMI	11	1996	1,698
5)	Brad Hoover, Western Carolina	11	1998	1,663

NCAA SEASON RUSHING LEADERS (Regular Season Games Only)

Rank	Player	G	Year	Yds.
1)	Charles Roberts, Cal St.	11	1998	2,260
2)	Arnold Mickens, Butler	10	1994	2,255
3)	Jerry Azumah, New Hampshire	11	1998	2,195
4)	Charles Roberts, Cal. St.	11	1999	2,082
5)	Louis Ivory, Furman	11	2000	2,079
	Archie Amerson, Northern Arizona	11	1996	2,079
6)	Tony Vinson, Towson	11	1993	2,016

SOUTH CAROLINA SEASON RUSHING LEADERS (Regular Season Games Only)

Rank	Player	G	Year	Yds.
1)	Louis Ivory, Furman.	11	2000	2,079
2)	George Rogers, South Carolina	11	1980	1,894
3)	Kenny Bynum, South Carolina State	11	1996	1,648
4)	Stump Mitchell, The Citadel	11	1980	1,647
5)	Louis Ivory, Furman	11	2001	1,492

FURMAN SINGLE SEASON RUSHING TD LEADERS (Includes Playoff Games)

Rank	Player	Year	TDs
1)	Louis Ivory	2001	19
2)	Louis Ivory	2000	18
3)	Robbie Gardner	1986	15
	Carl Tremble	1990	15
	Derek Russell	1999	15
4)	Louis Ivory	1999	14
	Stanford Jennings	1983	14
	Robbie Gardner	1984	14
5)	Derek Russell	2000	13
	John Bagwell	1985	13
	Carl Tremble	1992	13
6)	Mike Glenn	1980	11
	Stanford Jennings	1981	11

Dwight Sterling	1988	11
Carl Tremble	1991	11

FURMAN CAREER RUSHING LEADERS (Includes Playoff Games)

Rank	Player	Years	Yds.
1)	Louis Ivory	1998-	5,838
2)	Carl Tremble	1989-92	4,746
3)	Stanford Jennings	1980-83	4,016
4)	Robbie Gardner	1982-86	3,213
5)	Larry Robinson	1973-76	3,038
6)	Mike Glenn	1978-80	2,446
7)	John Bagwell	1984-88	2,183
8)	Dinky Williams	1981-84	2,110
9)	Mark Moore	1994-97	2,061
10)	Dwight Sterling	1986-90	1,983

SOUTHERN CONFERENCE CAREER RUSHING LEADERS (Regular Season Games Only)

Rank	Player	Years	Yds.
1)	Adrian Peterson, Ga. Southern	1998-	6,559
2)	Louis Ivory, Furman	1998-	5,353
3)	Thomas Haskins, VMI	1993-96	5,349
4)	Chris Parker, Marshall	1991-95	4,560
5)	John Settle, Appalachian State	1983-86	4,409
6)	Carl Tremble, Furman	1989-92	4,149
7)	Stump Mitchell, The Citadel	1977-80	4,162
8)	Brandon Walker, E. Tenn. St.	1996-99	3,885
9)	Stanford Jennings, Furman	1980-83	3,868
10)	Damon Scott, Appalachian St.	1993-96	3,800


FURMAN CAREER RUSHING TD LEADERS (Includes Playoff Games)

Rank	Player	Years	Yds.
1)	Louis Ivory	1998-	55
2)	Carl Tremble	1989-92	48
3)	Robbie Gardner	1982-86	43
4)	Stanford Jennings	1980-83	40
5)	Derek Russell	1997-00	37
6)	Mike Glenn	1978-80	29
7)	John Bagwell	1984-88	26
8)	Larry Robinson	1973-76	25
9)	Dwight Sterling	1986-89	20
10)	David Whitehurst	1973-76	18

FURMAN CAREER SCORING LEADERS (Includes Playoff Games)

Rank	Player	Years	Pts.
1)	Louis Ivory	1998-	330
	Carl Tremble	1989-92	300
2)	Stanford Jennings	1980-83	268
3)	Jason Wells	1996-99	259
4)	Robbie Gardner	1982-86	258
5)	Mike Wood	1986-89	225
6)	Derek Russell	1987-00	222
7)	Keven Esval	1982-85	214
	Jim Richter	1992-95	214
8)	Chas Fox	1982-85	198
9)	Mike Glenn	1978-80	192

✍ **FURMAN'S IVORY FEATURED IN SPORTS ILLUSTRATED, USA TODAY**...Furman senior consensus All-America tailback Louis Ivory was featured in *Sports Illustrated* Magazine's August 13 College Football Preview issue. Ivory, the reigning Walter Payton Award winner, was quoted extensively in the magazine's two-page NCAA I-AA preview story. Furman's heralded running back was also featured in the August 13 edition of *USA Today*, as part of an extensive story on Furman's 2001 season outlook.



WILL BOUTON
LB, 6-2, 232, Senior
Greenville, South Carolina
Greenville High School

20

Furman: Heralded All-America linebacker who ranks as the top defensive player in the Southern Conference based on his selection as the league's defensive player-of-the-year award for a second straight year...serves as a team captain for the second straight season and is now in his fourth consecutive year as a starter at middle linebacker...possesses excellent size, strength,

and a good nose for the football...boasts a great work ethic and proven durability...has started in 48 consecutive games since coming to Furman, making him one of the most experienced players currently in the Paladin program...has played a key role in Furman posting a 29-8 record and earning three consecutive NCAA I-AA playoff bids since 1999...heads into Saturday's Georgia Southern game ranked fourth on Furman's career tackles chart with 494 stops. **2001** — Consensus All-Southern Conference selection (coaches and media) for third straight year...named league defensive player-of-the-year by media for second consecutive season...finalist for Buck Buchanan Award as top defensive player in NCAA I-AA football...totaled 11 tackles in Furman's 20-14 season opening loss at Wyoming...had six stops and a forced fumble on only 36 plays in the Paladins' 46-7 victory over Elon...exited the Elon game, along with the rest of Furman's starting defense, after two second half series and the Paladins ahead 37-7...six tackles versus the Phoenix moved him from 10th to eighth on school's all-time tackle chart...registered only 30 plays and three tackles in Furman's 65-7 blowout win over VMI...tallied a team leading 12 tackles and two tackles-for-loss in the Paladins' 31-13 Southern Conference win over Western Carolina...matched his tackle total the next week with 12 stops in 28-22 win over nationally fifth-ranked Appalachian State...performance against ASU, which garnered him Southern Conference Defensive Player-of-the-Week honors, included three tackles-for-loss, a fumble recovery, a pass deflection, and two quarterback pressures...fumble recovery led directly to Furman touchdown (on next play) that gave the Paladins a 21-7 second half lead...keyed an outstanding Furman defensive effort that limited Appalachian State to only 222 total yards on 81 offensive plays (2.7 yards per attempt)...had 11 tackles, a tackle-for-loss, a pass deflection, and a quarterback pressure in a 30-7 win at The Citadel...helped pace a Paladin defensive effort that limited Citadel to only 160 total yards on 55 plays (2.9 yards per attempt)...had eight tackles and a tackle-for-loss in Paladins' 31-6 triumph over East Tennessee State on Oct. 20 and had eight tackles and two quarterback pressures in 20-10 loss to defending national champion Georgia Southern...on 48 plays totaled nine tackles, a tackle-for-loss, and an interception in pacing Furman's defense to a 45-14 win over Wofford and 13th straight home conference victory...headlined a Paladin defense that limited Wofford to only 14 points and 264 total yards, exactly 12.5 point and 122.4 yards below their season average...interception in end zone halted a Terrier scoring threat...tallied 12 tackles and a tackle-for-loss in a 42-10 win over Chattanooga that clinched a share of league championship...had only three tackles in 47-28 win over Presbyterian in season finale, but registered two for loss along with a fumble recovery and a pass deflection...stepped up his performance level another notch in the Paladins' 24-20 win over Western Kentucky in NCAA I-AA first round playoff action, tallying a season high 14 tackles, two tackles-for-loss, and a fumble recovery on 60 plays...fumble recovery in fourth quarter led to field goal that helped Paladins complete comeback from 20-7 second half deficit...followed that up with perhaps the finest performance of his career in the Paladins' 34-17 win over Lehigh last Saturday, totaling 11 tackles, six tackles-for-loss, a career high four sacks, and a forced fumble. **2000** — Earned Associated Press first team and Sports Network second team All-America honors after garnering consensus Southern Conference Defensive Player-of-the-Year accolades in separate balloting by coaches and league sports media...paced all league defensive players and finished sixth nationally in balloting for the Buck Buchanan Award...helped Furman pace the conference in scoring defense and rushing defense in 2000 with a team leading 134 tackles and 14 tackles-for-loss...also had a pair of sacks and two interceptions...credited with 772 play participations...was named conference and Sports Network National Defensive Player-of-the-Week after tallying a career high 19 tackles in the Paladins' 27-18 win over Wofford...began

the season with a 15-tackle performance against Elon (16-3 win) that also included two tackles-for-loss, an interception, and a fumble recovery, which he returned 18 yards...play against Elon earned him his first of three league defensive player-of-the-week honors on the season...returned an interception 29 yards as part of 12-tackle performance in a 35-21 win over VMI...garnered his second league player-of-the-week honor after registering nine tackles and two tackles-for-loss in the Paladins' 45-10 rout of top-ranked Georgia Southern...had 13 stops in the Paladins' 45-44 overtime win over Chattanooga, helping the Paladins seal a bid to the NCAA I-AA playoffs for the second straight year...strong play keyed Furman to a 9-3 record and No. 10 final national ranking...took home Furman's Best Linebacker Award for the second consecutive year...named to Southern Conference Academic Honor Roll. **1999** — Solidified his standing as one of the Southern Conference's top linebackers by earning consensus first team all-league honors following a season that saw him total 130 tackles while helping Furman to a 9-3 record, league championship, and trip to the NCAA I-AA playoffs...trailed only teammate John Keith (132) in tackles and finished third in the conference in stops...started in all 12 games and totaled a unit high 819 plays...on 91 plays, tallied 16 tackles, including a tackle-for-loss and pass deflection, in the Paladins' 30-23 NCAA I-AA overtime playoff loss to defending national champion Massachusetts...notched 14 tackles, two tackles-for-loss, and an interception in a 31-17 win over The Citadel...fashioned a brilliant game in the Paladins' 28-3 win over North Carolina, registering 13 tackles and four tackles-for-loss...earned league defensive player-of-the-week honors with 13 stops and a fumble recovery in a 52-6 rout of William & Mary...led Furman with 11 tackles-for-loss...sack came in the Paladins' 40-35, conference title-clinching win over Chattanooga...took home Furman's Best Linebacker Award following the season. **1998** — Earned Furman Freshman-of-the-Year honors after starting in all 11 games and totaling a team leading 111 tackles and eight tackles-for-loss...ranked sixth in the Southern Conference in tackles...had a fumble recovery at the Samford 1-yard line to set up Furman's first touchdown in a 34-24 win over the Bulldogs...returned his interception 24 yards for a touchdown in a 31-7 victory over Western Carolina...recorded a season high 13 tackles against South Carolina State (27-19 win). **1997** — Member of scout team...awarded redshirt and extra year of eligibility...recipient of Furman's Most Valuable Defensive JV Award. **High School:** 1997 graduate of Greenville High School...football coach was Larry Frost...lettered three years as a prep, seeing action at linebacker and fullback...served as a team captain his senior year, helping Greenville to a 7-4 record and appearance in the state AAA playoffs...earned all-region and Peach Blossom All-Conference honors...picked up Greenville's Defensive MVP honors for 1996.

Personal: Full name is William Carpenter Bouton...son of Ralph and Becky Bouton...born July 15, 1979, in Greenville, South Carolina...married Toni Doppelheuer of Greer on June 16, 2001...philosophy major.

BOUTON'S CAREER STATISTICS

YEAR	G-GS	PLY	PRI	AST	TOT	TFL	(Loss)	CF	FR	SACK	INT	PBU
1998	11-11	636	55	56	111	8	(-11)	0	1	0.0	1	4
1999	12-12	819	84	46	130	11	(-38)	0	3	1.0	1	2
2000	12-12	772	76	58	134	14	(-37)	0	1	2.0	2	1
2001	13-13	767	86	33	119	18	(-47)	2	3	6.0	1	4
Totals	48-48	2994	301	193	494	45	(-108)	2	8	9.0	5	11

FURMAN CAREER TACKLES

Rank	Player	Years	Tackles	Assists	Total
1)	...Jeff Blankenship	1985-88	332	248	580
2)	...Kevin Kendrick	1987-90	294	280	574
3)	...Kota Suttle	1989-92	321	235	556
4)	... Will Bouton	1998-...	301	193	494
5)	...Orlando Ruff	1995-98	277	211	488
6)	...Jay Thier	1994-97	267	185	452
7)	...Bernard Scott	1994-97	224	223	447
8)	...Milan Sterling	1990-93	252	193	445
9)	...Steve O'Neill	1978-81	199	190	389
10)	...Bruce Gheesling	1978-81	224	163	387

✓ **FURMAN AND THE NFL**...Furman football currently sports three graduates on NFL rosters. Tight end **Luther Broughton '97 (Cainhoy, S.C.)** is now in his second stint with the Carolina Panthers and fifth season overall in the NFL. A fifth-round draft pick of the Philadelphia Eagles in

1997, Broughton spent the 1997 campaign with the Eagles before signing the Carolina Panthers, with whom he played the entire 1998 season before being traded back to the Eagles prior to the start of the 1999 campaign. After playing with the Eagles in 1999 and 2000, during which time he caught 38 passes for 399 yards and four touchdowns, he re-signed with the Panthers earlier this year. Linebacker **Orlando Ruff '99 (Winnsboro, S.C.)** is in his third season with the San Diego Chargers as a middle linebacker. In 2000 he started in 14 of 16 games for the Chargers and racked up 68 tackles, an interception, and five pass deflections. **John Keith '00 (Newnan, Ga.)**, a fourth round pick of the San Francisco 49ers in 2000, earned two starts at safety and totaled 18 tackles, a sack, and a interception before sustaining a broken arm in an overtime loss to the Oakland Raiders last year. Keith sustained a torn anterior cruciate ligament on the opening kickoff of the 2001 season and is out for the entire year.

INJURY REPORT (As of Monday, December 10)

FLK Adam Ditto (fractured fibula, right leg -- out for season)
 TB Louis Ivory (sprained MCL -- doubtful for Ga. Southern)
 TE Stephen Schroeder (torn ACL -- out for season)
 FB Corey Tant (concussion -- out for season)

2001 FURMAN STARTING LINEUPS

	WYO	ELON	VMI	WCU	ASU	CIT	ETSU	GSU	WOFF	UTC	PC	WKU	LEH
SE	Thomas	Thomas	Thomas	Thomas	Thomas	Thomas	Thomas	Thomas	Thomas	Thomas	Thomas	Thomas	Thomas
LT	Littlejohn	Littlejohn	Littlejohn	Littlejohn	Littlejohn	Littlejohn	Littlejohn	Littlejohn	Littlejohn	Littlejohn	Littlejohn	Littlejohn	Littlejohn
LG	Priore	Priore	Priore	Priore	Priore	Priore	Priore	Priore	Priore	Priore	Priore	Priore	Priore
C	Stewart	Stewart	Stewart	Stewart	Stewart	Stewart	Stewart	Stewart	Stewart	Stewart	Stewart	Stewart	Stewart
RG	Kruger	Kruger	Kruger	Kruger	Kruger	Kruger	Kruger	Kruger	Kruger	Kruger	Kruger	Kruger	Kruger
RT	Cain	Cain	Cain	Cain	Cain	Cain	Cain	Cain	Cain	Cain	Cain	Cain	Cain
TE	Sansbury	Sansbury	Sansbury	Sansbury	Sansbury	Sansbury	Sansbury	Sansbury	Sansbury	Sansbury	Sansbury	Sansbury	Sansbury
FLK	Rinehart	Rinehart	Rinehart	Rinehart	Rinehart	Rinehart	Rinehart	Rinehart	Rinehart	Rinehart	Rinehart	Rinehart	Rinehart
QB	Napier	Napier	Napier	Napier	Napier	Napier	Napier	Napier	Napier	Napier	Napier	Napier	Napier
FB	Emerson	Emerson	Emerson	Emerson	Emerson	Emerson	Emerson	Emerson	Emerson	Emerson	Emerson	Emerson	Emerson
TB	Ivory	Ivory	Ivory	Ivory	Ivory	Ivory	Ivory	Ivory	Ivory	Ivory	Ivory	Ivory	Rembert
DE	Overdyke	Killian	Killian	Killian	Killian	Killian	Killian	Killian	Killian	Killian	Overdyke	Overdyke	Overdyke
DT	Spencer	Spencer	Spencer	Spencer	Spencer	DeBeer	DeBeer	DeBeer	DeBeer	Stamas	Stamas	Spencer	Spencer
DT	Sperling	Sperling	Sperling	Sperling	Sperling	Sperling	Sperling	Sperling	Sperling	Sperling	Sperling	Sperling	Sperling
DE	Poole	Poole	Poole	Poole	Poole	Poole	Poole	Poole	Poole	Poole	Poole	Poole	Poole
SLB	Thrift	Thrift	Thrift	Thrift	Thrift	Thrift	Thrift	Thrift	Thrift	Thrift	Thrift	Thrift	Thrift
MLB	Bouton	Bouton	Bouton	Bouton	Bouton	Bouton	Bouton	Bouton	Bouton	Bouton	Bouton	Bouton	Bouton
VLB	Frierson	Frierson	Frierson	Frierson	Frierson	Frierson	Frierson	Frierson	Frierson	Frierson	Frierson	Frierson	Frierson
LCB	Jackson	Jackson	Jackson	Jackson	Jackson	Jackson	Jackson	Jackson	Jackson	Jackson	Jackson	Jackson	Jackson
RCB	Johnson	Johnson	Johnson	Johnson	Johnson	Johnson	Johnson	Johnson	Johnson	Johnson	Johnson	Johnson	Johnson
SS	Smith	Smith	Smith	Smith	Smith	Smith	Smith	Smith	Smith	Smith	Smith	Smith	Smith
FS	Cooper	Cooper	Cooper	Cooper	Cooper	Cooper	Cooper	Cooper	Cooper	Cooper	Cooper	Cooper	Cooper

* Furman starting defensive alignment vs. ETSU featured three linemen (Killian, DeBeer, and Poole)

FURMAN PALADINS VS. GEORGIA SOUTHERN EAGLES

FURMAN OFFENSE (Multiple I)

FLK	7	BEAR RINEHART	(5-11, 189, Jr.)
	1	Brian Bratton	(5-11, 172, R-Fr.)
LT	71	DONNIE LITTLEJOHN	(6-3, 274, Sr.)
	67	Joe Wilson	(6-1, 278, Jr.)
LG	75	MARTY PRIORE	(6-1, 289, Sr.)
	60	Josh McWhorter	(6-2, 288, So.)
C	54	CHRIS STEWART	(6-0, 280, Sr.)
	52	Craig Morgan	(6-1, 287, R-Fr.)
RG	56	TREVOR KRUGER	(6-2, 278, Jr.)
	62	Justin Price	(6-5, 272, Jr.)
RT	74	STEVEN CAIN	(6-5, 287, Jr.)
	70	Ben Bainbridge	(6-6, 278, R-Fr.)
TE	89	TRENT SANSBURY	(6-3, 243, Sr.)
	84	Willis Sudderth	(6-3, 242, Fr.)
SE	3	JAMES THOMAS	(5-10, 190, Jr.)
	16	Isaac West	(6-0, 183, R-Fr.)
QB	19	BILLY NAPIER	(6-2, 204, Jr.)
	12	Bo Moore	(6-1, 170, Fr.)
FB	45	ERIC EMERSON	(5-11, 230, Fr.)
	32	Al Means	(5-11, 216, R-Fr.)
TB	22	LAMAR REMBERT (or)	(5-8, 188, So.)
	24	Toreico O'Neal (or)	(5-8, 184, So.)
	22	Hindley Brigham	(5-9, 198, So.)

FURMAN DEFENSE (43)

DE	47	EDDIE OVERDYKE	(6-2, 242, Jr.)
	44	Mike Killian	(6-1, 238, R-Fr.)
DT	98	LEBRYAN SPERLING	(6-3, 280, Jr.)
	64	Steve DeBeer	(6-3, 264, Sr.)
NG	78	RYAN SPENCER	(6-3, 264, Sr.)
	64	Steve DeBeer	(6-3, 264, Sr.)
DE	93	BRANDON POOLE	(6-0, 258, So.)
	57	Travis Jones	(6-1, 258, Fr.)
SLB	9	JOHN THRIFT	(6-0, 212, Sr.)
	21	Keito Whetstone	(6-0, 218, So.)
MLB	20	WILL BOUTON	(6-2, 232, Sr.)
	41	Andrew Knight	(6-0, 216, Jr.)
WLB	43	STERLING FRIERSON	(5-11, 196, Sr.)
	23	Cedrick Ritter	(6-3, 217, R-Fr.)
LCB	8	RICHIE JACKSON	(6-0, 188, Sr.)
	30	Bobby Wright	(5-10, 182, Sr.)
RCB	25	RODNEY JOHNSON	(5-9, 176, Jr.)
	17	Chris Lowery	(5-9, 182, Jr.)
SS	38	SHELVIS SMITH	(6-1, 209, Sr.)
	10	Daniel South	(5-11, 200, R-Fr.)
FS	2	JOSH COOPER	(5-11, 190, Sr.)
	14	Paul Billingsly	(6-2, 202, So.)

FURMAN SPECIALISTS

PK	83	DANNY MARSHALL	(5-11, 178, So.)
KO	88	BRIAN KOVACH	(6-1, 181, Jr.)
P	80	LEE WILLIS	(5-11, 168, Sr.)
SN	61	BRAD BYARS	(6-2, 235, Jr.)
HO	15	JEREMIAH VAN DORA	(6-0, 196, R-Fr.)
PR	7	BEAR RINEHART	(5-11, 189, Jr.)
KOR	1	BRIAN BRATTON	(5-11, 172, R-Fr.)

2001 FURMAN UNIVERSITY PALADINS SUPERLATIVES

INDIVIDUAL

Longest Run From Scrimmage	67,	Louis Ivory vs. W. Carolina	34,	J.R. Revere, Ga. Southern
Longest Pass Completion	49,	Billy Napier to Bear Rinehart vs. Lehigh	47,	Todd Cunningham to D.J. Humphries, Presby.
Longest Punt Return	38,	James Thoms vs. VMI	54,	Joseph Jefferson, W. Kentucky
Longest Kickoff Return	100,	Brian Bratton vs. Appalachian St. & Wofford	62,	Abdul Byron, Lehigh
Longest Interception Return	28,	Josh Cooper vs. Chattanooga	41,	Chris Edwards, Wofford
Longest Fumble Return	85,	Josh Cooper vs. VMI	7,	Jon Drummond, W. Kentucky
Longest Punt	51,	Lee Willis vs. Appalachian State	71,	Bryan Claybourne, W. Kentucky
Best Punting Average	40.4	Lee Willis vs. W. Kentucky	45.3,	Aaron Bass, East Tennessee State
Longest Field Goal	39,	Danny Marshall vs. Wofford	51,	Peter Martinez, W. Kentucky
Most Rushing Attempts	34,	Louis Ivory vs. Presbyterian	31,	Derek Armah, Wyoming
Most Rushing Yards	198,	Louis Ivory vs. Wofford	158,	Adrian Peterson, Ga. Southern
Most Rushing Touchdowns	4,	Louis Ivory vs. Wofford & Presbyterian	2,	J.R. Revere, Ga. Southern
Most Pass Attempts	24,	Billy Napier vs. Wyoming	48,	Casey Bramlet, Wyoming
				Todd Cunningham, Presbyterian
Most Pass Completions	17,	Billy Napier vs. Ga. Southern	33,	Todd Cunningham, Presbyterian
Most Passing Yards	218,	Billy Napier vs. Chattanooga	346,	Todd Cunningham, Presbyterian
Most Touchdown Passes	3,	Billy Napier vs. Chattanooga	4,	Todd Cunningham, Presbyterian
Most Total Offense Attempts	34,	Billy Napier vs. Ga. Southern	57,	Todd Cunningham, Presbyterian
		Louis Ivory vs. Presbyterian		
Most Total Offense Yards	235,	Billy Napier vs. Chattanooga	346,	Casey Bramlet, Wyoming
Most Passes Caught	7,	James Thomas vs. Wofford	10,	Ryan McGuffey, Wyoming
		Trent Sansbury vs. Chattanooga		D.J. Humphries, Presbyterian
Touchdown Passes Caught	2,	Isaac West vs. Appalachian State	2,	D.J. Humphries, Presbyterian
		Bear Rinehart vs. Chattanooga		
Most Pass Reception Yardage	120,	Isaac West vs. Appalachian State	134,	Ryan McGuffey, Wyoming
Most Points Scored	24,	Louis Ivory vs. Wofford & Presbyterian	12,	Jarvis Wallum, Wyoming
				J.R. Revere, Ga. Southern
Most Touchdown Responsibilities	4,	Louis Ivory vs. Wofford & Presbyterian		D.J. Humphries, Presbyterian
		Billy Napier vs. Chattanooga	4,	Todd Cunningham, Presbyterian
Most Touchdowns Scored	4,	Louis Ivory vs. Wofford & Presbyterian		
			2,	J.R. Revere, Ga. Southern
Most PATs	8,	Danny Marshall vs. VMI		D.J. Humphries, Presbyterian
Most Field Goals	3,	Danny Marshall vs. Elon	4,	Michael Wright, Presbyterian
Most Tackles	14,	Josh Cooper vs. Ga. Southern	4,	Jarvis Wallum, Wyoming
Most Interceptions	2,	Josh Cooper vs. Chattanooga	14,	Kevin Howard, The Citadel
Most Sacks	4,	Will Bouton vs. Lehigh	1,	by 11 players
			1,	by 12 players

TEAM

Offense		Best	Worst
Points Scored	65,	vs. VMI	10, vs. Ga. Southern
Touchdowns Scored	9,	vs. VMI	1, vs. Ga. Southern
First Downs	31,	vs. Presbyterian	9, vs. Appalachian State
Rushing Attempts	64,	vs. Presbyterian	32, vs. Ga. Southern
Rushing Yards	346,	vs. VMI	35, vs. Appalachian State
Rushing Touchdowns	6,	vs. VMI & Presbyterian	1, vs. Appalachian State & Ga. Southern
Pass Attempts	31,	vs. Ga. Southern	10, vs. VMI
Pass Completions	17,	vs. Ga. Southern	6, vs. W. Kentucky
Passing Yards	218,	vs. Chattanooga	89, vs. VMI & W. Kentucky
Had Intercepted	0,	by Elon, VMI, The Citadel, Chattanooga	2, by four opponents
Passing Touchdowns	3,	vs. Chattanooga	0, vs. four opponents
Total Plays	87,	vs. Presbyterian	45, vs. Appalachian State
Total Offense	494,	vs. Presbyterian	194, vs. Appalachian State
Average Gain Per Play	7.5,	vs. Lehigh	4.3, vs. Appalachian State
Fumbles Lost	0,	vs. Elon, W. Carolina, Wofford, & Presbyterian	3, vs. The Citadel
Total Turnovers	0,	vs. Elon & W. Carolina	3, vs. Appalachian St., Citadel, Ga. Southern
Punts	0,	vs. VMI	8, vs. Appalachian State
Punt Return Yards	86,	vs. East Tennessee State	7, vs. Presbyterian
Kickoff Return Yards	168,	vs. VMI	34, vs. W. Carolina
Possession Time	37:48,	vs. Presbyterian	23:17, vs. Wyoming
Third Down Conversion%	70.6%,	(12-17) vs. Presbyterian	9.1% (1-11), vs. Appalachian State
Quarterback Sacks Allowed	0,	by VMI, Wofford, Chattanooga, W. Kentucky	3, by Appalachian State
Defense		Best	Worst
Points Scored	7,	by Elon, VMI, & The Citadel	28, by Presbyterian
First Downs	11,	by Elon	23, by Wyoming
Rushing Attempts	10,	by Presbyterian	56, by Ga. Southern
Rushing Yards	4,	by Presbyterian	276, by Ga. Southern
Rushing Touchdowns	0,	by four opponents	2, by Appalachian State & Ga. Southern
Pass Attempts	5,	by Ga. Southern	48, by Wyoming & Presbyterian
Pass Completions	3,	by Elon	33, by Presbyterian
Passing Yards	27,	by The Citadel	422, by Wyoming
Interceptions	4,	vs. Elon	0, vs. four opponents
Passing Touchdowns	0,	by seven opponents	4, by Presbyterian
Total Plays	54,	by Elon	87, by Wyoming
Total Offense	160,	by The Citadel	422, by Wyoming
Average Gain Per Play	2.7,	by Appalachian State	6.0, by Presbyterian
Fumbles Recovered	2,	vs. Elon, The Citadel, W. Kentucky, Lehigh	0, vs. four opponents
Total Turnovers	6,	by Elon	0, by Wyoming & W. Carolina
Punts	11,	by Appalachian State	5, by Wyoming
Punt Return Yards	-9,	by Ga. Southern	63, by W. Kentucky
Kickoff Return Yards	0,	by Wyoming	250, by VMI
Possession Time	22:12,	by Presbyterian	36:43, by Wyoming
Third Down Conversion%	16.7% (2-12),	by The Citadel	42.8% (9-21), by Wyoming
Quarterback Sacks	9,	vs. Lehigh	0, vs. Ga. Southern & Wofford

GAME 1**Wyoming 20, Furman 14**

September 1, 2001

War Memorial Stadium

Attendance: 14,167

LARAMIE, WY. -- Jarvis Wallum booted four field goals, including two in the second half, to lift the Wyoming Cowboys to a 20-14 season opening win over the visiting Furman Paladins in front of 14,167 fans at War Memorial Stadium.

In posting the victory, Wyoming, an NCAA I-AA member of the Mountain West Conference, snapped an eight-game losing streak dating back to the 2000 season. The loss was the second for NCAA I-AA sixth-ranked Furman in its last three season openers.

Trailing 14-7 at halftime, Furman tied the score at 14-14 when tailback Louis Ivory, the reigning Walter Payton Award winner in NCAA I-AA, broke loose on a 44-yard touchdown run with 3:23 left in the third quarter. Wyoming, however, answered on its next possession by moving 75 yards in 10 plays to set up Wallum's third field goal of the game, from 22 yards out, to give the Cowboys a 17-14 advantage with less than a minute remaining in the third period.

Wallum added his fourth field goal, a 28-yarder with 10:00 to go in the contest, to stretch the Cowboys' lead to 20-14.

On the ensuing possession, Furman drove from its 35 to the Wyoming 7, where on a third and four play Paladin wide receiver Bear Rinehart was tackled for a three-yard loss on a reverse. Instead of kicking the field goal, Furman went for a touchdown, but quarterback Billy Napier's pass to a slanting and open Rinehart in the end zone was low and incomplete.

Taking over possession with 6:10 remaining, Wyoming ground up the game clock by moving 73 yards in 12 plays to the Furman 17, where Wallum missed a 34-yard field goal attempt with only 17 seconds left in the game.

The Cowboys, who racked up 87 offensive plays to Furman's 58, amassed 422 yards in offense in the contest and were paced by sophomore quarterback Casey Bramlet, who completed 30-of-48 passes for 331 yards. Bramlet, who scored Wyoming's lone touchdown of the game on a 1-yard run in the second quarter to give the Cowboys a 14-7 lead, connected with sophomore wide receiver Ryan McGuffey on 10 passes for 134 yards.

Furman was paced offensively by Ivory, who rushed 19 times for 136 yards and one touchdown. Furman netted 349 yards in offense, including 169 from quarterback Billy Napier, who completed 12-of-24 passes in the contest, but the Paladins suffered two turnovers, including a fumble at the Cowboy 38 and an interception that led to a Wyoming field goal. Bear Rinehart paced all Paladin receivers with four receptions for 97 yards.

FURMAN 0 7 7 0 — 14
WYOMING 3 11 3 3 — 20

W — Jarvis Wallum 34 FG 1:33-1Q

F — Billy Napier 1 run (Danny Marshall kick) 13:10-2Q

W — Jarvis Wallum 29 FG 6:57-2Q

W — Casey Bramlet 1 run

(Ryan McGuffey pass from Casey Bramlet) 1:14-2Q

F — Louis Ivory 44 run (Danny Marshall kick) 3:23-3Q

W — Jarvis Wallum 22 FG 0:42-3Q

W — Jarvis Wallum 28 FG 10:00-4Q

Rushing: F — Ivory 19-136, Napier 7-15, Emerson 4-13, Rinehart 2-12, Means 1-4. W — Armah 31-72, Bramlet 5-15, Ford 2-3, Bradshaw 1-1.

Passing: F — Napier 12-34-1-169, Team 1-0-0-0. W — Bramlet 30-48-0-331.

Receiving: F — Rinehart 4-97, Sansbury 4-22, Thomas 3-38, West 1-12. W — McGuffey 10-134, Ralph 7-86, Floyd 5-67, Jones 3-32, Vines 2-0, Drube 1-10, Armah 1-3, Bramlet 1-(-1).

	FUR	WY
First Downs	15	23
Rushing	33-180	39-91
Passing	169	331
C/A/I	12-25-1	30-48-0
Total Offense	349	422
Fumbles-Lost	1-1	0-0
Penalties	1-15	4-25
Punts	5-39.8	5-39.0
Possession Time	23:17	36:43
Third Down Conversions	4-10	9-21
Sacks By	1-2	1-9

GAME 2**Furman 46, Elon 7**

September 8, 2001

Paladin Stadium

Attendance: 10,322

GREENVILLE -- Louis Ivory rushed for 126 yards and two touchdowns to lead the NCAA I-AA nationally sixth-ranked Furman Paladins to a 46-7 win over the visiting Elon Phoenix at Paladin Stadium.

Ivory rushed 19 times and scored on runs of 2 and 8 yards while recording his eighth straight 100-yard performance and 22nd 100-yard outing of his career.

The win gave Furman (1-1) its 99th victory in Paladin Stadium since moving into the facility in 1981. It also marked the Paladins' second straight decision over Elon (0-2), which committed six turnovers.

Furman outgained Elon 452-180 and got a strong performance from junior quarterback Billy Napier, who connected on 12-of-19 passes for 192 yards and two touchdowns. Tight end Trent Sansbury led all Paladin receivers with five catches for 86 yards and a score.

Furman took advantage of a pair of Elon turnovers in the first quarter to race to a 21-0 lead.

An interception and 23-yard return by Shelvis Smith gave the Paladins the ball at Elon 19, and four plays later Napier hit Bear Rinehart on an 8-yard scoring strike to put Furman up 7-0 only three minutes into the game.

On its next possession, Furman moved 58 yards in nine plays to extend its lead to 14-0 following a 2-yard run by Ivory at the 4:53 mark.

A fumble recovery by Paladin defensive tackle LeBryan Sperling at the Elon 42 on the Phoenix's next possession set up another Furman score, which came on the next play when Napier connected with Sansbury on a 42-yard touchdown at the 1:53 juncture.

Elon trimmed Furman's lead to 21-7 with an 11-yard touchdown run by Martin Swindell with 10:38 left in the first half, but the Paladins answered with three Danny Marshall field goals covering 22, 33, and 28 yards to extend the lead to 30-7 by halftime.

Furman upped its margin to 37-7 on its first possession of the second half with an 8-yard scoring run by Ivory before benching its first team offense and defense in favor of reserves.

Reserve tailback Hindley Brigham tallied the Paladins' last score on a 65-yard touchdown run on the first rushing attempt of his career.

FURMAN 21 9 7 9 — 46
ELON 0 7 0 0 — 7

F — Bear Rinehart 8 pass from Billy Napier
(Danny Marshall kick) 11:47-1Q

F — Louis Ivory 2 run (Danny Marshall kick) 4:53-1Q

F — Trent Sansbury 42 pass from Billy Napier
(Danny Marshall kick) 1:53-1Q

E — Martin Swindell 11 run (Beau Wegmann kick) 10:38-2Q

F — Danny Marshall 22 FG 7:29-2Q

F — Danny Marshall 33 FG 1:03-2Q

F — Danny Marshall 28 FG 0:00-2Q

F — Team Safety 13:34-4Q

F — Hindley Brigham 65 run (Danny Marshall kick) 6:04-4Q

Rushing: F — Ivory 19-126, Brigham 1-65, Means 2-20, O'Neal 5-17, Tant 3-11, Napier 5-3, Emerson 2-2, Moore 4-1, Rembert 4-1. E — Singletary 19-76, Swindell 10-63, Palmer 8-31, Mitchell 5-10, Buie 2-4, Dargan 1-0, Team 1-(-22).

Passing: F — Napier 12-19-0-192, Moore 1-3-0-14. E — Singletary 3-8-4-18.

Receiving: F — Sansbury 5-86, West 3-42, Rinehart 2-52, Ditto 1-14, Thomas 1-8, Ivory 1-4. E — Johnson 1-9, DeBusk 1-6, Mitchell 1-3.

	FUR	ELON
First Downs	21	11
Rushing	45-246	46-162
Passing	206	18
C/A/I	13-22-0	3-8-4
Total Offense	452	180
Fumbles-Lost	0-0	3-2
Penalties	3-25	9-85
Punts	3-35.7	3-38.7
Possession Time	29:38	30:22
Third Down Conversions	7-14	5-12
Sacks By	1-5	1-2

GAME 3**Furman 65, VMI 7**

September 22, 2001

Paladin Stadium

Attendance: 10,152

GREENVILLE -- Josh Cooper's 85-yard fumble return for a touchdown keyed a 24-point second quarter outburst and helped lead NCAA I-AA nationally fourth-ranked Furman to a 65-7 rout of VMI.

The win, Furman's 20th straight over the Keydets, marked Furman's 100th victory in Paladin Stadium history, and the 65 points were the most since 1935. The triumph was also the Paladins' 10th consecutive home victory against Southern Conference opposition.

With Furman leading 14-0, Cooper picked up a fumble by VMI's Pedro Garcia at the Furman 15 and raced untouched 85 yards for the touchdown to put the Paladins ahead 21-0 at the 14:15 mark of the second quarter.

An interception by Rodney Johnson on VMI's next possession led to 26-yard field goal by Danny Marshall that extended the lead to 24-0.

A blocked punt by Shelvis Smith at the Furman 43 led to the Paladins' next score. After quarterback Billy Napier connected on a 41-yard pass to tight end Trent Sansbury to the Keydet 16, Louis Ivory ripped off a 13-yard run to the 3, and Napier completed the 3-play, 57-yard drive with a 3-yard touchdown run to make it 31-0 with 6:27 left in the half.

Furman capped its 24-point second period explosion with an 11-play, 69-yard drive that ended when backup tailback Toreico O'Neal scored on a 2-yard run of the last play of the first half to make it 38-0.

A 91-yard kickoff return by Brian Bratton to open the second half made it 45-0, and the Paladins later added a second kickoff return for a touchdown when Lamar Rembert bolted 79 yards following VMI's only score of the game to give Furman a 58-7 advantage.

Furman, which outgained VMI 435-223, got 100 yards on 10 carries and a touchdown from All-America tailback Louis Ivory, who exited the game midway through the second period in favor of reserves. For Ivory, the 100-yard performance was his ninth straight and the 23rd of his career. Reserve tailback Hindley Brigham paced all Paladin rushers with eight carries for 106 yards and a touchdown.

FURMAN	14	24	14	13	—	65
VMI	0	0	0	7	—	7

F — Louis Ivory 3 run (Danny Marshall kick) 12:02-1Q
 F — Eric Emerson 2 run (Danny Marshall kick) 7:16-1Q
 F — Josh Cooper 85 fumble return (Danny Marshall kick) 14:15-2Q
 F — Danny Marshall 26 FG 8:37-2Q
 F — Billy Napier 3 run (Danny Marshall kick) 6:27-2Q
 F — Toreico O'Neal 2 run (Danny Marshall kick) 0:00-2Q
 F — Brian Bratton 91 kickoff return (Danny Marshall kick) 14:42-3Q
 F — Hindley Brigham 1 run (Danny Marshall kick) 4:00-3Q
 VMI — Titus Green 2 run (Matt Sharpe kick) 13:22-4Q
 F — Lamar Rembert 77 kickoff return (kick failed) 13:06-4Q
 F — Corey Tant 2 run (Danny Marshall kick) 3:34-4Q

Rushing: F — Brigham 8-106, Ivory 10-100, O'Neal 14-74, Rembert 5-28, Emerson 7-19, Tant 5-18, Napier 3-3, Moore 1-(-1), Mathews (2-(-1)). VMI — Cauthen 10-51, Bell 2-11, Armstead 2-3, Lyles 4-(-5), Green 2-(-6), Poldiak 2-(-9), Team 1-(-13).

Passing: F — Napier 5-5-0-75, Moore 2-5-0-14. VMI — Lyles 15-29-1-102, Poldiak 11-16-0-89.

Receiving: F — Sansbury 2-52, West 2-14, Sudderth 1-10, Rinehart 1-8, Ivory 1-5. VMI — Green 5-41, Simmons 4-36, Garcia 4-19, Dunlap 3-23, Puvogel 2-17, Bell 1-11, Carlson 1-10, Reel 1-7, Armstead 1-7, Cauthen 1-2.

	FUR	VMI
First Downs	23	15
Rushing	55-346	23-32
Passing	89	191
C/A/I	7-10-0	26-45-1
Total Offense	435	223
Fumbles-Lost	2-1	1-1
Penalties	3-37	4-35
Punts	0-0-0	7-31-7
Possession Time	29:25	30:35
Third Down Conversions	4-8	5-16
Sacks By	3-24	0-0

GAME 4**Furman 31, Western Carolina 13**

September 29, 2001

E.J. Whitmire Stadium

Attendance: 8,714

CULLOWHEE, N.C. -- Louis Ivory rushed for 159 yards and two touchdowns to lead NCAA I-AA fourth-ranked Furman to a 31-13 Southern Conference win over Western Carolina.

Ivory scored on runs of 3 and 67 yards to help stake Furman to a 21-0 first quarter lead. The 158-yard effort, his 10th straight 100-yard performance and 24th century rushing outing of his career, upped his career rushing total to 4,697 yards, leaving him just 49 yards shy of Carl Tremble's school career rushing standard.

Furman, which scored on its first four possessions of the game, took a 7-0 lead on a 3-yard run by freshman fullback Eric Emerson that capped a 5-play, 55-yard drive.

On Western Carolina's second possession, Paul Billingsly recorded Furman's third blocked punt in its last two games and recovered it at the Catamount 15-yard line. Three plays later Ivory bulled over from three yards out with 5:55 left in the first quarter to give the Paladins a 14-0 lead.

Furman struck for its third touchdown with only seconds left in the opening period when Ivory took a handoff from quarterback Billy Napier and bolted 67 yards to give the Paladins a 21-0 advantage.

A 20-play, 80-yard drive put Western Carolina on the board with a 2-yard touchdown run by Donnie Bryant at the 5:10 juncture of the second quarter, but Furman answered with another impressive scoring drive under the direction of true freshman quarterback Bo Moore, who came off the bench for a shaken up Napier.

Using a 26-yard run by Lamer Rembert and a key third down, 13-yard pass to James Thomas for a first down, Moore moved the Paladins 77 yards in nine plays and connected with Bear Rinehart on a 22-yard strike with only 45 seconds remaining in the first half to make it 28-7.

Napier, who returned to the field on Furman's first possession of the second half, set up the Paladins' final score of the contest when he hooked up with James Thomas on a 41-yard pass to the Catamount 8-yard line midway through the fourth quarter. Three plays later Danny Marshall booted his school record tying 10th straight field goal to give Furman a 31-7 lead.

Paced by senior linebacker John Thrift's two quarterback takedowns, Furman's defense registered four sacks in the contest. Senior All-America linebacker Will Bouton, the 2000 Southern Conference Defensive Player-of-the-Year, led all Paladin tacklers with nine stops.

FURMAN	21	7	0	3	—	31
W. CAROLINA	0	7	0	6	—	13

F — Eric Emerson 3 run (Danny Marshall kick) 10:37-1Q
 F — Louis Ivory 3 run (Danny Marshall kick) 5:55-1Q
 F — Louis Ivory 67 run (Danny Marshall kick) 0:14-1Q
 W — Donnie Bryant 2 run (Shon Rowser kick) 5:10-2Q
 F — Bear Rinehart 22 pass from Bo Moore
 (Danny Marshall kick) 0:45-2Q
 F — Danny Marshall 25 FG 7:02-4Q
 W — Brenden Roy 32 pass from Brian Gaither (kick failed) 1:01-4Q

Rushing: F — Ivory 22-159, Rembert 3-32, Emerson 5-17, Napier 3-9, Moore 1-(-1), West 1-(-11). W — Boateng 16-52, Bryant 12-48, DeShauteurs 4-18, Cilento 10-11, Gary 1-6, Gaither 3-1.

Passing: F — Napier 7-10-0-109, Moore 2-2-0-35. W — Gaither 9-13-0-114, Cilento 8-12-0-69.

Receiving: F — Rinehart 5-68, Thomas 2-54, Sansbury 1-15, Ivory 1-7. W — Banks 5-49, Seward 4-53, Gary 3-12, Lane 2-31, Boateng 2-6, Roy 1-32.

	FUR	WCU
First Downs	15	19
Rushing	35-205	46-136
Passing	144	183
C/A/I	9-12-0	17-25-0
Total Offense	349	319
Fumbles-Lost	0-0	0-0
Penalties	3-22	9-71
Punts	5-31-6	6-29-5
Possession Time	25:08	34:52
Third Down Conversions	3-9	4-15
Sacks By	4-38	1-2

GAME 5**Furman 28, Appalachian State 22**

October 6, 2001

Paladin Stadium

Attendance: 14,411

GREENVILLE — Billy Napier passed for 159 yards and two touchdowns to lift NCAA I-AA third-ranked Furman to a 28-22 win over fifth-ranked Appalachian State in front of 14,411 fans at Paladin Stadium.

Napier completed 9-of-15 passes and connected with freshman flanker Isaac West for both scores in the second half on plays covering 39 and 30 yards. West had six pass receptions for 120 yards and five punt returns for 42 yards.

The win was the third straight by Furman over Appalachian State in Greenville and the 11th consecutive league home win for the Paladins.

Appalachian State, which tallied 81 offensive snaps to Furman's 45, outgained the Paladins 222-194 in total offense, but the Mountaineers managed only 2.7 yards per snap to Furman's 4.3.

All-America tailback Louis Ivory, who came into the game 50 yards shy of Furman's career rushing record, was held to 40 yards on 18 carries, but Ivory's 18-yard touchdown run with 4:17 left in the first half put the Paladins ahead for good at 14-7.

The Paladins raced to a 7-0 lead on the game's first play when Brian Bratton took the opening kickoff and sprinted 100 yards for a touchdown.

Appalachian State's Jerry Beard tied the game at 7-7 with a 13-yard run with 13:51 left in the second quarter.

Leading 14-7 at the half, Furman linebacker Will Bouton pounced on an Appalachian State fumble at the Mountaineer 39-yard line, and on the next play Napier hit a streaking West for a 39-yard touchdown strike to stretch the Paladin advantage to 21-7 at the 4:43 mark of the third period.

The Mountaineers made it 21-14 on a Joey Hoover 1-yard touchdown run with 11:14 left in the game, but two possessions later a 17-yard punt return by West to the Appalachian State 30 set up the Paladins' final score, which came one play later when Napier found West behind the Mountaineer secondary for a 30-yard touchdown pass with 7:46 left.

After Furman's Richie Jackson intercepted a Joe Burchette pass at the Paladin 1-yard line, Furman punter Lee Willis ran out of the end zone for a safety to make it 28-16 with 3:13 left.

Appalachian State regained possession at the Furman 43 on the ensuing kickoff, and eight plays later Burchette connected with Jose White on a 3-yard touchdown pass to make it 28-22 with 1:26 remaining. Appalachian State's onside kick, however, was recovered by Furman's James Thomas at the 50-yard line, allowing the Paladins to run out the game clock.

FURMAN 7 7 7 7 — 28
APPALACHIAN ST. 0 7 0 15 — 22

F — Brian Bratton 100 kickoff return (Danny Marshall kick) 14:44-1Q
A — Jerry Beard 13 run (Erik Rockhold kick) 13:51-2Q
F — Louis Ivory 18 run (Danny Marshall kick) 4:17-2Q
F — Isaac West 39 pass from Billy Napier (Danny Marshall kick) 4:43-3Q
A — Joey Hoover 1 run (Erik Rockhold kick) 11:14-4Q
F — Isaac West 30 pass from Billy Napier (Danny Marshall kick) 7:46-4Q
A — Team Safety 3:13-4Q
A — Jose White 3 pass from Joe Burchette (pass failed) 1:47-4Q

Rushing: F — Ivory 18-40, Emerson 4-10, Bratton 1-2, Napier 7-(-17). A — Beard 14-44, Jackson 4-13, Watkins 4-11, Burchette 9-8, Hoover 2-5, White 2-1, Layton 1-(-8).

Passing: F — Napier 9-15-1159. A — Burchette 21-45-1148.

Receiving: F — West 6-120, Sansbury 2-25, Thomas 1-14. A — White 6-23, Hayward 5-60, Layton 3-31, Fowlkes 3-15, Watki9ns 2-3, Hoover 1-9, Little 1-7.

	FUR	ASU
First Downs	9	14
Rushing	30-35	36-74
Passing	159	148
C/A/I	9-15-1	21-45-1
Total Offense	194	222
Fumbles-Lost	2-2	2-1
Penalties	7-60	11-83
Punts	8-35.3	11-38.6
Possession Time	29:16	30:44
Third Down Conversions	1-11	6-21
Sacks By	3-17	3-15

GAME 6**Furman 30, The Citadel 7**

October 13, 2001

Johnson Hagood Stadium

Attendance: 16,982

CHARLESTON, S.C. -- Louis Ivory rushed 29 times for 131 yards and a touchdown en route to setting Furman's all-time rushing record in the Paladins' 30-7 victory over The Citadel in front of 16,982 fans at Johnson Hagood Stadium.

Ivory, the 2000 Walter Payton Award winner as the top offensive player in NCAA I-AA football, pushed his career rushing total to 4,868 yards, eclipsing Carl Tremble's record of 4,746 yards. The Furman senior also registered the 25th 100-yard rushing performance of his career to tie the school standard for most career 100-yard games.

Furman got the ball rolling early and never looked back as the Paladins scored at the 6:23 mark in the first quarter when freshman fullback Eric Emerson rumbled 11 yards for a touchdown. The run capped a 12-play, 59-yard drive that lasted 5:57.

Furman's offense then capitalized on the strong play of its defense as sophomore placekicker Danny Marshall converted a 27-yard field goal — his school record 11th straight — at the 1:49 mark in the first quarter to give the Paladins a 10-0 lead.

The Paladins struck for two more scores late in the second quarter when Ivory finished off a seven-play, 51-yard drive with a 2-yard touchdown run and quarterback Billy Napier connected with flanker Bear Rinehart on a 24-yard touchdown pass to take a 23-0 advantage into halftime.

The Citadel seized momentum on the first play of the second half when James Greene recovered a fumble after the Bulldogs' T.J. Rose sacked Napier at the Furman 24-yard line. Two plays later Nate Mahoney jaunted 13 yards for the touchdown to slice the Furman lead to 23-7. The Paladins' defense, however, dashed any Bulldog comeback bid by halting the Bulldogs on their next two possessions, which ended on downs and with an interception by strong safety Shelvis Smith.

Furman freshman fullback Al Means ran 10 yards with 4:52 left in the game to account for the Paladins' final score of the contest.

Napier helped lead the Paladins, completing 9-of-18 passes for 133 yards and a touchdown, and rushed 12 times for 58 yards. Rinehart paced the Furman receiving corps with five receptions for 82 yards and a score. The Paladins also received a strong effort from senior linebacker John Thrift, who led the team with 11 tackles, two tackles-for-loss, a fumble recovery, and a sack. Senior strong safety Shelvis Smith posted nine stops, which included two for a loss of 12 yards, a sack, and an interception.

The win was Furman's third straight and sixth triumph in the last seven meetings with the Bulldogs.

FURMAN 10 13 0 7 — 30
THE CITADEL 0 0 7 0 — 7

F — Eric Emerson 11 run (Danny Marshall kick) 6:23-1Q
F — Danny Marshall 27 FG 1:49-1Q
F — Louis Ivory 2 run (Danny Marshall kick) 3:30-2Q
F — Bear Rinehart 24 pass from Billy Napier (Danny Marshall kick blocked)
C — Nate Mahoney 13 run (Nick Haas kick) 14:12-3Q
F — Al Means 10 run (Danny Marshall kick) 4:52-4Q

Rushing: F — Ivory 29-131, Napier 12-58, Emerson 7-27, O'Neal 2-13, Means 2-10, Moore 1-5, Rembert 1-4, Team 3-(-5). C — Mahoney 16-69, Murphy 10-39, Drummond 15-31, Broughton 1-1, Doyle 1-(-7).

Passing: F — Napier 9-18-0-133. C — Drummond 4-12-1-27.

Receiving: F — Rinehart 5-82, Sansbury 3-39, Thomas 1-12. C — Johnson 1-12, Hollingsworth 1-9, Healy 1-5, Murphy 1-1.

	FUR	CIT
First Downs	26	12
Rushing	57-243	43-133
Passing	133	27
C/A/I	9-18-0	4-12-1
Total Offense	376	160
Fumbles-Lost	3-3	3-2
Penalties	5-31	8-58
Punts	3-25.3	6-36.2
Possession Time	34:13	25:47
Third Down Conversions	9-15	2-12
Sacks By	4-17	1-9

GAME 7 Furman 31, East Tennessee State 6

October 20, 2001

Paladin Stadium

Attendance: 11,009

GREENVILLE -- Louis Ivory rushed for 146 yards and a touchdown to lift NCAA I-AA third ranked Furman to a 31-6 Southern Conference win over East Tennessee State in front of 11,009 homecoming fans at Paladin Stadium.

In posting the win Furman claimed its school record 12th straight conference home victory but only the second decision in its last six meetings with East Tennessee State.

In rushing 26 times for 146 yards, Ivory, the 2000 Walter Payton Award winner, recorded his school record 26th 100-yard rushing performance and became the first Furman player in history to top 5,000 rushing yards in a career. The Paladin senior tailback now has 5,014 yards.

Furman took an early 7-0 lead after Hindley Brigham blocked an East Tennessee State punt out of bounds at the Buccaneer 7. Two plays later Ivory ran seven yards for the score at the 10:34 mark of the first quarter.

After East Tennessee State cut the Paladin advantage to 7-3 on a Scott Salmons 37-yard field goal, Furman moved 69 yards in 11 plays for its second touchdown, which came on a 1-yard run by fullback Eric Emerson at the 12:58 juncture of the second quarter.

Leading 14-6 at intermission, Furman capitalized with good field position in the third quarter to add to its advantage. A 16-yard punt return by Bear Rinehart to the Buccaneer 41 set up a six-play drive that ended when Emerson registered his second score of the contest with a 5-yard run off left tackle to make it 24-6 with 5:14 remaining the third quarter.

The Paladins added a 5-yard touchdown run by backup fullback Al Means late in the fourth quarter to close out the scoring.

Furman, which outgained East Tennessee State 364-199, got 166 yards passing from junior quarterback Billy Napier, who completed 15-of-23 passes. His favorite target was Rinehart, who totaled six receptions for 74 yards while also totaling 47 yards on four punt returns.

With starting nose guard Ryan Spencer and tackle LeBryan Sperling out with injuries, Furman's defense was paced by strong safety Shelvis Smith's seven tackles, including two for loss.

Furman placekicker Danny Marshall, who converted a school record 12th straight field goal attempt in the second quarter, had the streak stopped when he missed a 47-yard attempt late in the second period..

FURMAN	7	10	7	7	—	31
E. TENN. ST.	3	3	0	0	—	6

F — Louis Ivory 7 run (Danny Marshall kick) 10:34-1Q

ET — Scott Salmons 37 FG 2:34-1Q

F — Eric Emerson 1 run (Danny Marshall kick) 12:58-2Q

F — Danny Marshall 20 FG 5:44-2Q

ET — Scott Salmons 42 FG 0:00-2Q

F — Eric Emerson 5 run (Danny Marshall kick) 5:14-3Q

F — Al Means 5 run (Danny Marshall kick) 3:02-4Q

Rushing: F — Ivory 26-146, Brigham 3-42, Emerson 6-17, Rembert 2-12, Tant 3-10, O'Neal 1-8, Means 2-7, Moore 1-0, Team 1-(-11), Napier 5-(-33). ET — C. Carter 8-47, Wilhelm 7-30, Sanders 3-9, S. Carter 5-8, Copeland 1-5, Nuckolls 2-(-1), Clark 1-(-2), Sensabaugh 1-(-4).

Passing: F — Napier 15-23-1-166. ET — Wilhelm 10-27-2-88, Sanders 2-4-0-19.

Receiving: F — Rinehart 6-74, Sansbury 4-48, Thomas 3-23, Ivory 2-21. ET — Moore 6-70, Hendrickson 2-18, Nuckolls 2-11, C. Carter 1-10, S. Carter 1-(-2).

	FUR	ET
First Downs	21	13
Rushing	50-198	28-92
Passing	166	107
C/A/I	15-23-2	12-31-2
Total Offense	364	199
Fumbles-Lost	2-1	0-0
Penalties	7-65	10-75
Punts	3-32.7	9-35.2
Possession Time	31:54	28:06
Third Down Conversions	7-14	4-15
Sacks By	2-5	2-30

GAME 8 Georgia Southern 20, Furman 10

November 3, 2001

Paulson Stadium

Attendance: 21,593

STATESBORO, GA. -- Quarterback J.R. Revere totaled 130 yards in offense and scored two touchdowns to lift NCAA I-AA fourth-ranked Georgia Southern to a 20-10 win over the second-ranked Furman in front of 21,593 fans at Paulson Stadium.

Revere, a senior, ran for 77 yards and threw for 53 more in helping the Eagles bounce back from a 19-16 loss to un-ranked East Tennessee State. The defeat snapped a six-game season winning streak by Furman and avenged the Eagles' 45-10 loss to the Paladins last year in Greenville.

Revere's 1-yard touchdown run with 10:33 to go in the game gave Georgia Southern a 17-10 lead, and the Eagles later got a 42-yard field goal from Scott Shelton with 2:28 left to make it 20-10.

Georgia Southern's go-ahead touchdown was set by a fumble recovery by the Eagles' Corey Middlebrooks at the Georgia Southern 23-yard line on the first play of the fourth quarter. Furman had driven 57 yards in eight plays and appeared to be in position to take command of the game, but Middlebrooks pounced on a bad exchange between quarterback Billy Napier and fullback Corey Tant. From there, Georgia Southern moved 77 yards in nine plays for Revere's decisive score.

After an exchange of possessions, Furman took over at the Georgia Southern 49 with 7:34 left following a short Eagle punt. After Napier connected with James Thomas for 12 yards and a first down to the Georgia Southern 30, the Paladins failed on three successive pass plays before a tipped Napier fourth down pass was intercepted by linebacker Derrick Butler. From there the Eagles moved 48 yards in seven plays for Shelton's 42-yard field goal, which effectively sealed the victory.

Louis Ivory, the reigning Walter Payton Award winner, ran 23 times for 122 yards and a touchdown while Georgia Southern's Adrian Peterson recorded 24 carries for 158 yards. Ivory's touchdown run, which covered 23 yards on a draw play with less than a minute left in the first half, tied the game at 7-7.

Furman broke the 7-7 deadlock by taking the second half kickoff and moving 71 yards in 10 plays for a Danny Marshall 30-yard field goal.

The Eagles, however, came back to knot the game at 10-10 with a 35-yard field goal by Shelton with 4:13 left in the third quarter, capping a 14-play, 57-yard possession.

Georgia Southern nosed out Furman 329-328 in total offense, and the Eagles outrushed the Paladins 276-132.

FURMAN	0	7	3	0	—	10
GA. SOUTHERN	7	0	3	10	—	20

GS — J.R. Revere 5 run (Scott Shelton kick) 9:46-1Q

F — Louis Ivory 23 run (Danny Marshall kick) 0:37-2Q

F — Danny Marshall 30 FG 10:44-3Q

GS — Scott Shelton 35 FG 4:13-3Q

GS — J.R. Revere 1 run (Scott Shelton kick) 10:33-4Q

GS — Scott Shelton 42 FG 2:28-4Q

Rushing: F — Ivory 23-122, Emerson 6-21, Napier 3-(-11). GS — Peterson 24-158, Revere 22-77, Myers 6-32, Walden 2-7, Anderson 1-3, Team 1-(-1).

Passing: F — Napier 17-31-2-196. GS — Revere 2-5-0-53.

Receiving: F — Sansbury 5-80, Rinehart 5-57, Thomas 3-40, West 2-10, Ivory 2-9. GS — Walden 1-38, Robinson 1-15.

	FUR	GSU
First Downs	19	17
Rushing	32-132	56-276
Passing	196	53
C/A/I	17-31-2	2-5-0
Total Offense	328	329
Fumbles-Lost	1-1	1-0
Penalties	3-15	5-35
Punts	3-28.3	4-34.8
Possession Time	29:24	30:36
Third Down Conversions	6-13	4-12
Sacks By	0-0	1-11

GAME 9**Furman 45, Wofford 14**

November 10, 2001

Paladin Stadium

Attendance: 10,534

GREENVILLE -- Louis Ivory rushed for 198 yards and a career high four touchdowns to lead NCAA I-AA nationally fifth-ranked Furman to a 45-14 win over visiting Wofford.

Ivory scored on runs covering 13, 7, 17, and 8 yards and topped the 1,000-yard rushing mark for the third consecutive season (1,158 yards), tying a school mark set by Stanford Jennings from 1981-83. Ivory also racked up the 29th 100-yard rushing performance of his career and set a new school record for rushing touchdowns with 50, breaking the old mark of 48 set by Carl Tremble from 1989-92.

The win was the 13th straight home conference victory by Furman (7-2, 6-1 SoCon) and sixth triumph in the last seven meetings with Wofford (3-6, 2-4 SoCon), which last won in Greenville in 1970.

Furman outgained Wofford 434-264.

The Paladins seized control on the contest early, scoring on its first possession by moving 92 yards in 10 plays to take a 7-0 lead on a 13-yard run by Ivory at the 8:05 mark of the first quarter.

Furman added three more scores on Ivory touchdown runs of 7 and 17 yards and on an 18-yard touchdown pass from quarterback Billy Napier to James Thomas to take a 28-0 second quarter lead.

After Wofford made it 28-7, the Paladins responded by moving 56 yards in 10 plays for a 39-yard Danny Marshall field goal on the final play of the half for a 31-7 advantage.

Furman vanquished any Wofford comeback when Brian Bratton took the second half kickoff and raced 100 yards for a touchdown to stretch the lead to 38-7. The kickoff return was Bratton's third of the season and the fourth by the Paladins this year.

Despite throwing two interceptions, Furman quarterback Billy Napier completed 14-of-16 passes for 174 yards and a touchdown. His favorite target was junior wide receiver James Thomas, who tallied a career high seven receptions for another career high 101 yards and a score.

Linebacker Sterling Frierson led all Paladin defenders with eight tackles while defensive end Mike Killian had seven tackles and a fumble recovery, which he returned 18 yards to set up a score. Will Bouton, the league's reigning defensive player-of-the-year, tallied six tackles and his first interception of the season, which he returned 10 yards from the end zone.

FURMAN	14	17	14	0	—	45
WOFFORD	0	7	0	7	—	14

F — Louis Ivory 13 run (Danny Marshall kick) 8:05-1Q
 F — Louis Ivory 7 run (Danny Marshall kick) 3:16-1Q
 F — Louis Ivory 17 run (Danny Marshall kick) 11:26-2Q
 F — James Thomas 18 pass from Billy Napier (Danny Marshall kick) 7:26-2Q
 W — Chris Edwards 41 interception return (Darren Brown kick) 3:20-2Q
 F — Danny Marshall 39 FG 0:00-2Q
 F — Brian Bratton 100 kickoff return (Danny Marshall kick) 14:43-3Q
 F — Louis Ivory 8 run (Danny Marshall kick) 0:17-3Q
 W — Melvin Jones 1 run (Darren Brown kick) 9:41-4Q

Rushing: F — Ivory 23-198, Emerson 5-25, Bratton 2-18, Brigham 4-13, Means 3-10, O'Neal 2-8, Rembert 1-0, Napier 1-(-12). W — Jones 21-72, Wilson 11-50, Rodgers 3-33, McNair 10-31, McCoy 7-17, Fogle 1-7, Foster 1-6.

Passing: F — Napier 14-16-2-174. W — Wilson 8-18-1-48.

Receiving: F — Thomas 7-101, West 3-41, Ivory 2-14, Rinehart 1-9, Sansbury 1-9. W — Goodpaster 3-21, Gilmore 2-2, Gaillard 1-12, Regenthal 1-10, McCoy 1-3.

	FUR	WOF
First Downs	21	17
Rushing	44-260	54-216
Passing	174	48
C/A/I	14-6-2	8-18-1
Total Offense	434	264
Fumbles-Lost	0-0	1-1
Penalties	3-28	3-25
Punts	3-40.3	6-41.5
Possession Time	28:27	31:33
Third Down Conversions	7-12	8-17
Sacks By	0-0	0-0

GAME 10**Furman 42, Chattanooga 10**

November 17, 2001

Finley Stadium

Attendance: 6,336

CHATTANOOGA, TENN. -- Billy Napier passed for a career high 218 yards and accounted for four touchdowns and Furman's defense converted a pair of second half turnovers into scores to lead the NCAA I-AA fourth-ranked Paladins to a 42-10 win over Chattanooga and 2001 Southern Conference championship.

Furman's title, its second in three years, is the program's 11th overall — the most by any school in the conference's 80-year football history.

Napier completed 16-of-23 passes and connected on strikes of 19, 6, and 16 yards while also scoring on a 1-yard run to pace Furman to a season high 468 yards offense. Two of Napier's strikes went to flanker Bear Rinehart, and the other covered 16 yards to tight end Trent Sansbury, who caught a career high seven passes for 77 yards.

Tailback Louis Ivory headlined the ground attack with 158 yards and touchdown and, in the process, recorded the 30th 100-yard game of his career.

A 48-yard return by Brian Bratton, the nation's leading kickoff return specialist, on the game's first play set up a 27-yard touchdown run by Ivory at the 13:57 mark that put the Paladins ahead 7-0.

After Chattanooga tied the game, the Paladins regained the lead on a 30-yard Danny Marshall field goal early in the second quarter.

Less than a minute later Furman struck again following a 28-yard interception return to the UTC 19 by free safety Josh Cooper. On the next play Napier hit Rinehart in the corner of the end zone to give the Paladins a 16-7 advantage with 13:43 left in the first half.

Chattanooga hung tough in the third quarter and sliced Furman's lead to 16-10 with a 30-yard Andy Ladenbauche field goal, but the Paladins took control with a 26-point fourth period.

A spectacular, diving 6-yard touchdown reception by Rinehart at the 14:13 juncture extended Furman's lead to 22-10, and less than two minutes later a 13-yard interception return by linebacker John Thrift led to the Paladins' next tally on a 16-yard strike from Napier to Sansbury that made it 28-10.

The Paladin onslaught continued a little more than a minute later when cornerback Richie Jackson scooped up a fumble by the Mocs' Joey Peters and raced 31 yards for another score at the 11:30 mark, giving Furman a 35-10 advantage. Napier's 1-yard touchdown plunge with 4:07 left capped the Paladins' fourth-quarter outburst.

Cooper headlined Furman's defensive effort with 10 tackles, two interceptions, two pass deflections, and a caused fumble.

FURMAN	7	9	0	26	—	42
CHATTANOOGA	7	0	3	0	—	10

F — Louis Ivory 27 run (Danny Marshall kick) 13:57-1Q
 C — Charles McNeill 45 pass from Justin Barnes (Andy Ladebauche kick) 8:04-1Q
 F — Danny Marshall 30 FG 14:16-2Q
 F — Bear Rinehart 19 pass from Billy Napier (kick failed) 13:43-2Q
 C — Andy Ladebauche 30 FG 10:36-3Q
 F — Bear Rinehart 6 pass from Billy Napier (pass failed) 14:13-4Q
 F — Trent Sansbury 16 pass from Billy Napier (kick failed) 12:49-4Q
 F — Richie Jackson 31 fumble return (Danny Marshall kick) 11:30-4Q
 F — Billy Napier 1 run (Danny Marshall kick) 4:07-4Q

Rushing: F — Ivory 28-158, Rembert 5-31, Emerson 4-20, Napier 6-17, O'Neal 2-16, Brigham 1-4, Tant 1-4. C — McNeil 20-133, Barnes 10-22, Chesterfield 2-2.

Passing: F — Napier 16-23-0-218. C — Barnes 27-42-3-185.

Receiving: F — Sansbury 7-77, Rinehart 3-48, Thomas 2-45, Ivory 2-12, Bratton 1-26, Emerson 1-10. C — Grier 7-35, Rankin 6-52, McNeill 4-60, Jones 4-23, Bandy 4-19, Peters 2-(-4).

	FUR	UTC
First Downs	25	19
Rushing	47-250	32-157
Passing	218	185
C/A/I	16-23-0	27-42-3
Total Offense	468	342
Fumbles-Lost	3-2	2-1
Penalties	3-20	5-37
Punts	2-37.5	4-38.3
Possession Time	28:33	31:27
Third Down Conversions	7-12	4-15
Sacks By	3-11	0-0

GAME 11**Furman 47, Presbyterian 28**

November 24, 2001

Paladin Stadium

Attendance: 7,241

GREENVILLE -- Louis Ivory rushed for 176 yards and four touchdowns to lead the NCAA I-AA fourth-ranked Furman Paladins to a 47-28 win over Presbyterian in the regular season finale for both teams.

Ivory, the reigning Walter Payton Award honoree as the top offensive player in NCAA I-AA, scored on touchdown runs of 15, 1, 3, and 2 yards and claimed his second consecutive Southern Conference rushing title with 1,492 yards and a school season record 19 touchdowns. He also registered the 31st 100-yard rushing game of his career.

Presbyterian was paced by senior quarterback Todd Cunningham, who completed 33-of-48 passes for 346 yards and four touchdowns to finish his career as the second all-time leading passer in NCAA Division II history with 10,937 yards and 111 touchdowns.

Presbyterian used all four Cunningham touchdown passes in the first half, including a pair of strikes to senior wide receiver D.J. Humphries covering 14 and 13 yards, to take a 28-27 lead into halftime.

Furman, however, regained the advantage when Ivory scored on a 3-yard run on the Paladins' first possession of the second half to make it 33-28.

The Paladins' Cedrick Ritter then intercepted Cunningham at the Furman 36 on Presbyterian's next possession, and the Paladins responded by moving 64 yards in 13 plays for Ivory's fourth touchdown of the contest, which came on a 2-yard run with 2:55 left in the third quarter to give the Paladins a 40-28 advantage.

Furman closed out the scoring with an Al Means 4-yard run with 10:21 left in the game.

Furman rolled up a 494-350 advantage in total offense and shut out Presbyterian in the second half, limiting the Blue Hose to only 91 total yards over the final two quarters. PC only netted four rushing yards in the game on 10 attempts.

Billy Napier paced Furman's passing attack, completing 13-of-23 passes for 181 yards and a touchdown.

FURMAN	14	13	13	7	—	47
PRESBYTERIAN	14	14	0	0	—	28

- P — D.J. Humphries 12 pass from Todd Cunningham (Micheel Wright kick) 13:51-1Q
 F — Louis Ivory 15 run (Danny Marshall kick) 11:10-1Q
 F — Louis Ivory 1 run (Danny Marshall kick) 4:04-1Q
 P — Donald Wilson 12 pass from Todd Cunningham (Michael Wright kick) 1:57-1Q
 P — D.J. Humphries 13 pass from Todd Cunningham (Michael Wright kick) 12:54-2Q
 F — Bear Rinehart 3 pass from Billy Napier (Danny Marshall kick) 9:04-2Q
 P — Kevie Smith 1 pass from Todd Cunningham (Michael Wright kick) 5:31-2Q
 F — Eric Emerson 9 run (kick failed) 2:54-2Q
 F — Louis Ivory 3 run (pass failed) 10:27-3Q
 F — Louis Ivory 2 run (Danny Marshall kick) 2:55-3Q
 F — Al Means 4 run (Danny Marshall kick) 10:21-4Q

Rushing: F — Ivory 34-176, Means 9-78, Emerson 8-42, O'Neal 4-10, Napier 6-9, Moore 3-(-2). P — Wilson 1-7, Cunningham 9-(-3).

Passing: F — Napier 13-23-2-181. P — Cunningham 33-48-1-346.

Receiving: F — Thomas 4-67, West 3-38, Sansbury 2-26, Rinehart 2-24, Bratton 1-18, Ivory 1-8. P — Humphries 10-129, Wilson 6-39, Meng 4-53, Moloney 3-36, Smith 3-30, Flemming 2-31, Keith 2-17, Swinton 2-6, McCoy 1-5.

	FUR	PC
First Downs	31	20
Rushing	64-313	10-4
Passing	181	346
C/A/I	13-23-2	33-48-1
Total Offense	494	350
Fumbles-Lost	1-0	1-1
Penalties	8-67	7-71
Punts	2-38.0	3-36.3
Possession Time	37:48	22:12
Third Down Conversions	12-17	2-8
Sacks By	4-18	1-9

GAME 12**Furman 24, Western Kentucky 20**

December 1, 2001 (NCAA I-AA Playoffs)

Paladin Stadium

Attendance: 6,143

GREENVILLE -- Al Means' 19-yard touchdown run with 3:07 left in the game lifted Furman to a 24-20 win over Western Kentucky in NCAA I-AA first round playoff action at Paladin Stadium.

Means' decisive score came after Josh Cooper recovered a fumble by Western Kentucky's Curtis Hamilton at the Hilltoppers' 42-yard line. Following four consecutive runs by Louis Ivory that moved Furman to the 19, Means took a handoff up the middle for the game winning score.

The victory snapped the Paladins' string of two straight opening round playoff losses and marked the program's biggest comeback since 1996 when Furman rallied from a 21-7 deficit to beat Northern Arizona, 42-31.

Furman committed four turnovers, but the Paladins benefited from three Hilltopper miscues, including two fumbles that led directly to scores. The Paladins totaled 327 yards against a Western Kentucky defense that ranked second nationally in scoring and rushing defense. The Hilltoppers, meanwhile, accumulated only 243 total yards, including a mere 76 in the second half. Western Kentucky ranked fourth nationally in rushing offense but managed only 186 versus the Paladins.

Furman fell behind 14-0 in the first quarter following a 3-yard touchdown run by Jason Johnson and 8-yard touchdown pass from Johnson to DeWayne Gallishaw.

A 21-yard touchdown pass from Napier to Isaac West on the first play of the second quarter cut the lead in half, but the Hilltoppers later responded when Peter Martinez kicked a career long 51-yard field goal on the final play of the first half to make it a 17-7 game.

After Martinez connected on a 33-yard field goal at the 6:31 mark of the third quarter to put the Hilltoppers ahead 20-7, Furman rallied, using a 47-yard pass from Napier to tight end Trent Sansbury to the Western Kentucky 16-yard line. Two plays later fullback Eric Emerson bulled over from four yards out with 0:52 left in the third quarter to make it 20-14.

From that point, Furman's defense stepped up, forcing a pair of fumbles to fuel the comeback. A Will Bouton recovery at the Hilltopper 38 led to a Danny Marshall 21-yard field goal that made it 20-17. Later, after Bobby Sippio intercepted a Napier pass at the Hilltopper 29, the Paladin defense came up big again when Cooper pounced on a fumble at the Hilltopper 45, setting up Means' game winning touchdown run.

Furman was paced offensively by Ivory, who ran for 170 yards on 33 carries before exiting the game with a sprained knee on the game winning touchdown drive. Bouton, meanwhile, led a strong Paladin defensive effort with 13 tackles, two tackles-for-loss, and a fumble recovery.

FURMAN	0	7	7	10	—	24
W. KENTUCKY	14	3	3	0	—	20

- W — Jason Johnson 3 run (Peter Martinez kick) 10:20-1Q
 W — DeWayne Gallishaw 8 pass from Jason Johnson (Peter Martinez kick) 8:46-1Q
 F — Isaac West 21 pass from Billy Napier (Danny Marshall kick) 14:53-2Q
 W — Peter Martinez 51 FG 0:01-2Q
 W — Peter Martinez 33 FG 6:31-3Q
 F — Eric Emerson 4 run (Danny Marshall kick) 0:52-3Q
 F — Danny Marshall 21 FG 9:45-4Q
 F — Al Means 19 run (Danny Marshall kick) 3:07-4Q

Rushing: F — Ivory 33-170, Means 4-36, Emerson 8-21, West 1-20, Rembert 1-6, Napier 10-(-15). W — Pimpleton 17-74, Gallishaw 13-56, Brooks 7-29, Hamilton 6-17, Johnson 4-11, Michael 2-0, Frazier 2-(-1).

Passing: F — Napier 6-13-2-89. W — Pimpleton 4-4-0-33, Michael 1-2-1-7, Johnson 2-2-0-17.

Receiving: F — Rinehart 3-17, Sansbury 2-51, West 1-21. W — Weals 4-33, Hayes 2-16, Gallishaw 1-8.

	FUR	WKU
First Downs	18	12
Rushing	57-238	52-186
Passing	89	57
C/A/I	6-13-2	7-8-1
Total Offense	327	243
Fumbles-Lost	2-1	3-2
Penalties	2-15	6-60
Punts	5-40.4	7-39.3
Possession Time	31:32	28:28
Third Down Conversions	6-16	3-14
Sacks By	1-6	0-0

GREENVILLE -- Toreico O'Neal rushed for 128 yards and a pair of touchdowns and Furman's defense racked up a season high nine sacks to lead the Paladins to a 34-17 win over the Lehigh Mountain Hawks in NCAA I-AA quarterfinal football action in front of 10,189 fans at Paladin Stadium.

O'Neal's performance highlighted a strong Furman rushing attack that was minus All-America tailback Louis Ivory, who did not play due to a sprained knee sustained in the Paladins' win over Western Kentucky. In addition to O'Neal, Furman got 105 and 66 yards, respectively, from tailbacks Hindley Brigham and Lamar Rembert on the way to 332 rushing yards.

As much as Furman's offensive line set the stage for the Paladins' strong ground attack, the Paladin defense stepped up with another solid playoff game performance by holding the Mountain Hawks to only 305 total yards. Lehigh was hounded by Paladin senior linebacker Will Bouton, who totaled 11 tackles, including six-for-loss, a career high four sacks, and a forced fumble. Bouton's dominating play helped the Paladins to their nine quarterback sacks, just one shy of the school single game record.

Furman took an early 3-0 lead on a 22-yard Danny Marshall field goal at the 8:23 mark of the first quarter.

After Lehigh went up 7-3 on a 1-yard touchdown run by Justin Barrasso, Furman used a 65-yard kickoff return by the nation's leading return specialist, Brian Bratton, to set up its next score, which came on the next play when O'Neal took an option pitch 35 yards to make it 10-7.

Furman's defense set up the Paladins' next score when Bouton forced a fumble by Lehigh quarterback Brant Hall, which was recovered by Sterling Frierson at the Furman 35. Seven plays later, on a third and 16 play at the Lehigh 49, Paladin quarterback Billy Napier scrambled away from pressure and connected with wide receiver Bear Rinehart behind the Mountain Hawk secondary for a 49-yard touchdown to make it 17-7.

Just before intermission the Paladins stretched their advantage to 24-7 on a 2-yard run by fullback Eric Emerson to cap a 9-play, 62-yard drive.

Brian Kelley booted a 29-yard field goal in the third quarter to narrow the Paladin advantage to 24-10, but Lehigh's comeback when the Paladins, using a 48-yard run by Brigham, responded with Marshall's second field goal of the contest, a 27-yard effort on the first play of the fourth quarter.

Furman later made it 34-10 after Will Bouton sacked Lehigh quarterback Brant Hall at the Mountain Hawk 41. Three handoffs to O'Neal got the Paladins into the end zone, with the scoring run covering 10 yards.

FURMAN	10	14	0	10	—	34
LEHIGH	7	0	3	7	—	17

- F — Danny Marshall 22 FG 8:23-1Q
- L — Justin Barrasso 1 run (Brian Kelley kick) 4:21-1Q
- F — Toreico O'Neal 35 run (Danny Marshall kick) 3:58-1Q
- F — Bear Rinehart 49 pass from Billy Napier (Danny Marshall kick) 14:40-2Q
- F — Eric Emerson 2 run (Danny Marshall kick) 0:33-2Q
- L — Brian Kelley 29 FG 1:50-3Q
- F — Danny Marshall 27 FG 14:56-4Q
- F — Toreico O'Neal 7 run (Danny Marshall kick) 4:23-4Q
- L — Darin Henry 12 pass from Luke Ciannello (Brian Kelley kick) 1:32-4Q

Rushing: F — O'Neal 12-128, Brigham 11-105, Rembert 11-66, Emerson 9-16, Means 2-13, Napier 4-4. L — Pugh 14-55, Hall 22-40, Ciannello 1-11, Barrasso 4-3, Sutton 1-(-5), Team 1-(-11).

Passing: F — Napier 7-13-0-134. L — Ball 13-23-0-142, Ciannello 7-11-0-70.


Receiving: F — Rinehart 3-82, Thomas 3-31, Sansbury 1-21. L — Crockett 6-74, Sutton 5-55, Pugh 3-9, Kelleher 2-23, Hluschak 1-19, Larkins 1-12, Henry 1-12, Barrasso 1-8.

	FUR	LU
First Downs	24	21
Rushing	49-332	43-93
Passing	134	212
C/A/I	7-13-0	20-34-0
Total Offense	466	305
Fumbles-Lost	2-1	2-2
Penalties	3-19	2-19
Punts	4-37.3	5-45.0
Possession Time	27:53	32:07
Third Down Conversions	4-12	5-15
Sacks By	9-59	1-2



Furman NCAA I-AA Playoff History

1982 NCAA I-AA Playoffs (First Round)
South Carolina State 17, Furman 0
November 27, Greenville, S.C.
Paladin Stadium
Attendance: 13,865



Buck Coatney racked up 16 tackles to lead Furman, but South Carolina State's defensive unit proved to be more dominant in shutting out the Paladins' 17-0 in the first NCAA I-AA playoff game in Furman history.

FURMAN	0	0	0	0	—	0
S.C. STATE	0	7	7	3	—	17

SCS — Mitchell Graves 2 run
 (Al Gardner kick) 0:09-2Q
 SCS — Alan Neal 58 interception return
 (Al Gardner kick) 10:56-3Q
 SCS — Al Gardner 30 FG 1:32-4Q

Rushing: F — Williams 9-33, Bennett 6-27, Jennings 9-18, Charpia 9-7, Drye 2-1, R. Gardner 1-(-2). SCS — Reed 17-87, Graves 20-56, Darby 3-19, Odom 6-15, Gatson 11-12, Burgess 1-2.

Passing: F — Charpia 15-29-2-167. SCS — Gatson 5-16-1-61.

Receiving: F — Caper 6-87, Fox 3-36, Drye 2-20, Borders 2-15, Coppenger 1-8, Bennett 1-1. SCS — Thomas 4-51, Ealy 1-10.

	F	SCS
First Downs	17	20
Rushing	36-84	58-192
Passing	167	61
C/A/I	15-29-2	5-16-1
Total Offense	251	253
Fumbles-Lost	3-3	1-0
Penalties	6-53	6-30
Punts	6-42.0	7-31.6
Possession Time	25:31	34:29
Third Down Conversions	3-12	7-19
Sacks By	0	2

1983 NCAA I-AA Playoffs (First Round)
Furman 35, Boston University 16
December 3, Greenville, S.C.
Paladin Stadium
Attendance: 7,879



Quarterback David Charpia passed for 202 yards and three touchdowns to pace Furman to its first ever NCAA I-AA playoff win, a 35-16 decision over Boston University.

FURMAN	7	7	14	7	—	35
BOSTON UNIV.	0	0	3	13	—	16

F — Chas Fox 8 pass from David Charpia
 (Keven Esval kick) 5:26-1Q
 F — Stanford Jennings 50 run
 (Keven Esval kick) 10:52-2Q
 F — Chas Fox 25 pass from David Charpia
 (Keven Esval kick) 8:35-3Q
 BU — Steve Shapiro 27 FG 5:19-3Q
 F — Dennis Williams 11 run
 (Keven Esval kick) 4:45-3Q
 F — Billy Risher 20 pass from David Charpia
 (Keven Esval kick) 12:30-4Q
 BU — Bill Brooks 59 pass from Jim English
 (Steve Shapiro kick) 10:46-4Q
 BU — Bill Brooks 27 pass from Jim English
 (pass failed) 0:22-4Q

Rushing: F — Jennings 14-105, Williams 14-86, Smith 4-31, Drye 5-14, Gardner 9-13, Bennett 2-10, Lamb 3-9. BU — Lewis 21-89, Graham 1-1, McLaughlin 1-1, Wilcox 1-1, English 8-(-32).

Passing: F — Charpia 14-22-0-202. BU — English 23-40-0-362.

Receiving: F — Fox 4-77, Wright 2-34, Lee 3-27, Jennings 1-25, Risher 1-20, Bennett 1-13, Borders 1-6, Drye 1-0. BU — Brooks 12-234, Gadbois 3-50, Lewis 4-37, Palazola 1-20, Hartford 2-16, Burke 1-5.

	F	BU
First Downs	23	22
Rushing	51-268	32-60
Passing	202	362
C/A/I	14-22-0	23-40-0
Total Offense	470	422
Fumbles-Lost	3-2	1-1
Penalties	7-57	9-61
Punts	4-35.5	8-34.5
Possession Time	33:51	26:09
Third Down Conversions	15-21	9-19
Sacks By	0	4

1983 NCAA I-AA Playoffs (Semifinals)
Western Carolina 14, Furman 7
December 10, Greenville, S.C.
Paladin Stadium
Attendance: 13,034



Fullback Dinky Williams' two-yard touchdown run in the third quarter gave Furman a 7-6 lead, but Western Carolina used a fourth quarter score and a tough defense to down Furman 14-7.

FURMAN	0	0	7	0	—	7
W. CAROLINA	3	3	0	8	—	14

W — Dean Biasucci 30 FG 4:12-1Q
 W — Dean Biasucci 52 FG 1:06-2Q
 F — Dennis Williams 2 run
 (Keven Esval kick) 10:39-3Q
 W — Melvin Dorsey 4 run
 (Eddie West pass from Jeff Gilbert) 6:09-4Q

Rushing: F — Jennings 13-25, Williams 7-7, Gardner 2-1, Charpia 5-(-15). W — Dorsey 20-102, Williams 15-40, Jones 4-14, Gilbert 5-(-9).

Passing: F — Charpia 14-33-3-190. W — Gilbert 24-45-2-202.

Receiving: F — Risher 5-94, Borders 5-48, Wright 4-48. W — Rasheed 7-68, Williams 4-12, Delamp 3-34, Heston 3-17, Jones 2-28, West 2-12, Carmichael 2-11, Kiser 1-20.

	F	W
First Downs	12	24
Rushing	27-18	44-147
Passing	190	202
C/A/I	14-33-3	24-45-2
Total Offense	208	349
Fumbles-Lost	3-1	2-1
Penalties	8-53	8-47
Punts	10-39.3	6-43.6
Possession Time	25:18	34:42
Third Down Conversions	3-13	6-18
Sacks By	1	2

Furman NCAA I-AA Playoff History




1985 NCAA I-AA Playoffs (Quarterfinals)

Furman 59, Rhode Island 15

December 7, Greenville, S.C.

Paladin Stadium

Attendance: 9,454



Bobby Lamb threw four touchdown passes and Furman's defense feasted on nine Rhode Island turnovers, including seven interceptions, in the Paladins' 59-15 rout of the Rams in first round playoff action.

FURMAN	17	7	28	7	—	59
RHODE ISLAND	3	0	12	0	—	15

URI — Mike Griffin 26 FG 14:20-1Q
 F — Mark Rudder 90 kickoff return (Keven Esval kick) 14:09-1Q
 F — Keven Esval 21 FG 9:08-1Q
 F — Kirk Burnett 10 pass from Bobby Lamb (Keven Esval kick) 1:47-1Q
 F — John Bagwell 23 run (Keven Esval kick) 13:11-2Q
 F — John Bagwell 42 run (Keven Esval kick) 14:40-3Q
 F — Larry Grady 9 pass from Bobby Lamb (Keven Esval kick) 12:47-3Q
 F — Russell Rush 27 Interception Return (Keven Esval kick) 11:12-4Q
 URI — Bob Donfield 3 pass from Tom Ehrhardt (kick blocked) 8:37-3Q
 F — Kirk Burnett 50 pass from Bobby Lamb (Keven Esval kick) 7:11-3Q
 URI — Tony DiMaggio 1 pass from Tom Ehrhardt (pass failed)
 F — Chris Speaks 10 run (Keven Esval kick) 9:36-4Q

Rushing: F — Jager 13-83, Bagwell 6-60, Drye 10-37, Speaks 7-33, Goldsmith 5-24, Rudder 1-23, Wilkinson 9-23, Lamb 7-10. URI — Morris 6-29, Ehrhardt 2-14.

Passing: F — Lamb 6-12-0-115, Bagwell 0-1-0-0, Moore 0-1-0-0. URI — Ehrhardt 39-78-6-494, Farland 5-11-1-33, Donnelly 1-1-0-5.

Receiving: F — Burnett 2-60, Grady 2-19, Bagwell 1-23, Drye 1-13. URI — Reilly 8-141, DiMaggio 9-128, Forster 6-114, Morrill 6-36, Morris 6-36, Donfield 5-44, Muse 2-25, Pratt 2-3, Rocha 1-5.

	F	URI
First Downs	19	27
Rushing	58-312	8-29
Passing	115	532
C/A/I	6-14-0	45-90-7
Total Offense	408	537
Fumbles-Lost	1-0	3-2
Penalties	6-41	4-40
Punts	6-41.0	4-40.0
Possession Time	33:19	26:11
Third Down Conversions		
Sacks By		

1985 NCAA I-AA Playoffs (Semifinals)

Furman 35, Nevada-Reno 12

December 14, Greenville, S.C.

Paladin Stadium

Attendance: 10,461



Jeff Blankenship's two interceptions keyed a strong Paladin defensive effort that forced seven turnovers and limited Nevada-Reno to only 33 yards rushing in Furman's 35-12 win over the Wolf Pack.

FURMAN	7	14	7	7	—	35
NEVADA	0	6	0	6	—	12

F — John Bagwell 6 run (Keven Esval kick) 0:39-1Q
 F — Chris Speaks 4 pass from Bobby Lamb (Keven Esval kick) 12:22-2Q
 F — Bobby Lamb 16 run (Keven Esval kick) 3:18-2Q
 N — Bryan Calder 14 pass from Eric Beavers (kick failed) 0:15-2Q
 F — John Drye 4 run (Keven Esval kick) 9:30-3Q
 N — Charves Foger 1 run (run failed) 7:03-4Q
 F — John Bagwell 43 run (Keven Esval kick) 3:55-4Q

Rushing: F — Bagwell 18-98, Jager 11-66, Drye 13-45, Lamb 8-14, Wilkinson 4-14, Goldsmith 2-14. N — Foger 15-24, Beavers 4-5, Seybold 1-3, Stanley 1-1, Gooden 3-0.

Passing: F — Lamb 7-13-0-83. N — Beavers 25-52-4-308, Stanley 1-2-0-5.

Receiving: F — Grady 2-38, Coppenger 2-24, Speaks 1-11, Drye 1-10. N — Calder 9-133, Ivery 9-95, Sales 1-37, Threde 4-32, Gooden 3-20, Floyd 1-(-3).

	F	N
First Downs	17	17
Rushing	57-286	24-33
Passing	83	313
C/A/I	7-13-0	26-54-4
Total Offense	369	346
Fumbles-Lost	6-5	3-3
Penalties	9-59	5-32
Punts	5-22.0	4-29.3
Possession Time	34:56	25:04
Third Down Conversions	7-18	7-16
Sacks By	1	0

1985 NCAA I-AA Playoffs (Championship)

Georgia Southern 44, Furman 42

December 21, Tacoma, Wash.

Diamond Bowl

Attendance: 5,306



Despite John Bagwell's four-touchdown performance, Furman couldn't hold a 28-6 second half lead and yielded to Georgia Southern, which came back to post a 44-42 national championship victory over the Paladins.

FURMAN	7	14	7	14	—	42
GA. SOUTHERN	0	6	22	16	—	44

F — John Bagwell 1 run (Keven Esval kick) 2:50-1Q
 GS — Tim Foley 44 FG 13:33-2Q
 F — John Bagwell 9 run (Keven Esval kick) 8:22-2Q
 GS — Tim Foley 33 FG 3:08-2Q
 F — Bobby Lamb 10 run (Keven Esval kick) 0:56-2Q
 F — Larry Grady 33 pass from Bobby Lamb (Keven Esval kick) 10:57-3Q
 GS — Monty Sharpe 24 pass from Tracy Ham (Tracy Ham run) 6:51-3Q
 GS — Frankie Johnson 40 pass from Tracy Ham (Tim Foley kick) 4:35-3Q
 GS — Gerald Harris 52 run (Tim Foley kick) 2:28-3Q
 GS — Maurice Barron 12 pass from Tracy Ham (Tim Foley kick) 12:21-4Q
 F — John Bagwell 7 run (Keven Esval kick) 7:51-4Q
 GS — Tim Foley 39 FG 3:37-4Q
 F — John Bagwell 4 run (Keven Esval kick) 1:32-4Q
 GS — Frankie Johnson 13 pass from Tracy Ham (kick failed) 0:10-4Q

Rushing: F — Bagwell 15-73, Jager 8-64, Drye 9-59, Goldsmith 5-50, Lamb 8-42. GS — G. Harris 10-92, Ham 19-90, R. Harris 7-23, Johnson 3-10, Barron 1-6.
Passing: F — Lamb 14-22-0-210. GS — Ham 23-47-1-419.

Receiving: F — Grady 3-67, Speaks 3-53, Jager 1-26, Burnett 2-22, Rudder 1-15, Lee 1-12, Bagwell 1-9, Goldsmith 1-6. GS — Johnson 7-148, Belser 6-111, Sharpe 3-74, Barron 2-28, Little 1-26, R. Harris 3-23, G. Harris 1-9.

	F	GS
First Downs	28	28
Rushing	45-288	40-221
Passing	210	419
C/A/I	14-22-0	23-37-1
Total Offense	498	640
Fumbles-Lost	0-0	1-0
Penalties	3-40	12-98
Punts	4-37.8	1-34.0
Possession Time	28:27	31:33
Third Down Conversions	6-11	9-16
Sacks By	1	1



Furman NCAA I-AA Playoff History

1986 NCAA I-AA Playoffs (First Round)
Eastern Kentucky 23, Furman 10
November 29, Greenville, S.C.
Paladin Stadium
Attendance: 7,424



Tailback Robbie Gardner rushed for 95 yards in his final game as a Paladin, but Eastern Kentucky proved too much for Furman in a 23-10 loss to the Colonels.

FURMAN	7	0	3	0	—	10
E. KENTUCKY	3	10	7	3	—	23

EK — Dale Dawson 28 FG 9:06-1Q
 F — Bill Duncan 5 pass from Chris Speaks (Mike Wood kick) 3:50-1Q
 EK — Dale Dawson 36 FG 8:24-2Q
 EK — Oscar Angulo 9 pass from Mike Whitaker (Dale Dawson kick) 1:38-2Q
 F — Mike Wood 42 FG 8:55-3Q
 EK — Mike Cadore 39 pass from Mike Whitaker (Dale Dawson kick) 6:48-3Q
 EK — Dale Dawson 30 FG 1:32-4Q

Rushing: F — Gardner 15-95, Bell 6-37, Smith 5-20, Goldsmith 6-15, Rudder 1-3, Swilling 1-3, Speaks 9-1. EK — Bohler 15-78, Parks 11-68, Crawford 13-54, Hensley 6-25, Cadore 1-6, Davis 1-3, Whitaker 2-(-15).
Passing: F — Speaks 12-27-3-146, Burnett 0-1-0-0. EK — Whitaker 8-15-1-123.
Receiving: F — Burnett 3-50, Smith 4-36, Brown 1-27, Day 1-16, Rudder 1-11, Duncan 1-5, Gardner 1-1. EK — Angulo 3-41, Cadore 1-39, Draudt 1-25, Parks 1-8, Crawford 1-6, Blount 1-4.

	F	EK
First Downs	19	22
Rushing	43-174	49-218
Passing	146	123
C/A/I	12-28-3	8-15-1
Total Offense	320	341
Fumbles-Lost	4-1	1-0
Penalties	6-50	7-51
Punts	3-37.6	4-40.5
Possession Time	29:13	30:47
Third Down Conversions	8-16	6-14
Sacks By	1	2

1988 NCAA I-AA Playoffs (First Round)
Furman 21, Delaware 7
November 26, Greenville, S.C.
Paladin Stadium
Attendance: 7,487



John Bagwell's 63-yard run and subsequent 1-yard touchdown dive in the fourth quarter helped the Paladins to a 21-7 victory over Delaware, thereby starting Furman on its national title march.

FURMAN	7	6	0	8	—	21
DELAWARE	0	7	0	0	—	7

F — Frankie DeBusk 3 run (Glenn Connally kick) 11:48-1Q
 F — Glenn Connally 19 FG 13:31-2Q
 D — John Yergey 19 pass from David Sierer (Don O'Brien kick) 6:18-2Q
 F — Glenn Connally 24 FG 0:25-2Q
 F — John Bagwell 1 run (George Quarles pass from Frankie DeBusk) 12:07-4Q

Rushing: F — Bagwell 4-72, Daugherty 16-54, Sterling 12-39, DeBusk 14-36, Stockdale 3-15, Harris 3-3. D — Knight 17-82, Holmes 9-33, Sydnor 2-16, Healy 5-15, Sierer 8-12, Seville 3-8.
Passing: F — DeBusk 7-19-0-92. D — Sierer 14-34-3-153.
Receiving: F — Key 2-44, Clardy 2-21, Bagwell 1-13, Swilling 1-10, Sterling 1-4. D — Knight 2-40, Anderson 4-36, Yergey 2-28, Healy 3-24, Gilman 1-11, Seville 1-9, Sydnor 1-5.

	F	D
First Downs	14	17
Rushing	52-219	44-166
Passing	92	153
C/A/I	7-19-0	14-34-3
Total Offense	311	319
Fumbles-Lost	6-1	2-1
Penalties	2-25	3-40
Punts	8-41.6	6-41.5
Possession Time	32:28	27:32
Third Down Conversions	4-17	7-19
Sacks By	2	1

1988 NCAA I-AA Playoffs (Quarterfinals)
Furman 13, Marshall 9
December 3, Huntington, W.Va.
Fairfield Stadium
Attendance: 16,820



Dwight Sterling's 1-yard touchdown plunge with just over two minutes left to play capped a 15-play, 79-yard drive and silenced a charged Fairfield Stadium crowd of 16,820 in the Paladins' 13-9 win.

FURMAN	0	7	0	6	—	13
MARSHALL	0	0	6	3	—	9

F — George Quarles 42 pass from Frankie DeBusk (Glenn Connally kick) 0:35-2Q
 M — Mike Barber 63 pass from John Gregory (kick failed) 5:59-3Q
 M — Dewey Klein 49 FG 13:33-4Q
 F — Dwight Sterling 1 run (pass failed) 2:09-4Q

Rushing: F — Sterling 22-105, Bagwell 14-74, DeBusk 17-33. M — Darby 19-56, Gregory 6-6, Caton 2-4.
Passing: F — DeBusk 8-21-1-159. M — Gregory 20-36-0-301.
Receiving: F — Lipscomb 3-45, Quarles 1-42, Swilling 2-40, Bagwell 2-32. M — Barber 6-130, Hammond 1-47, Darby 6-43, Doctor 3-31, Caton 2-21, Ihnat 1-20, Motley 1-9.

	F	M
First Downs	21	15
Rushing	53-212	27-66
Passing	159	301
C/A/I	8-21-1	20-36-0
Total Offense	371	367
Fumbles-Lost	0-0	0-0
Penalties	6-51	8-75
Punts	8-38.8	9-28.9
Possession Time	34:40	25:20
Third Down Conversions	7-17	3-14
Sacks By	2	1

Furman NCAA I-AA Playoff History



1988 NCAA I-AA Playoffs (Semifinals)

Furman 38, Idaho 7

December 10, Greenville, S.C.

Paladin Stadium

Attendance: 11,645



Cornerback Pat Turner's two interceptions in Furman's 38-7 win over Idaho highlighted an outstanding effort by the Paladin defense.

FURMAN	7	3	21	7	—	38
IDAHO	0	0	0	7	—	7

- F — John Bagwell 2 run
(Glenn Connally kick) 7:26-1Q
- F — Glenn Connally 37 FG 1:22-2Q
- F — Bobby Daugherty 12 run
(Glenn Connally kick) 10:37-3Q
- F — Billy Stockdale 13 run
(Glenn Connally kick) 7:55-3Q
- F — Greg Key 1 pass from Frankie DeBusk
(Glenn Connally kick) 5:32-3Q
- F — Richie Harris 1 run
(Glenn Connally kick) 7:57-4Q
- I — Rene Barton 7 run
(Thyane Doyle kick) 0:20-4Q

Rushing: F — Bagwell 12-81, Sterling 9-57, DeBusk 12-43, Daugherty 7-37, Stockdale 8-33, Sherwood 3-28, Harris 5-24, Baynes 1-5. I — Daniels 11-57, Barton 6-25, Amos 2-9, Beittia 7-(-12).

Passing: F — DeBusk 6-8-0-55. I — Beittia 15-36-1-149, Nolan 3-4-1-22.

Receiving: F — Key 2-26, Bagwell 3-22, Quarles 1-7. I — Jackson 3-48, Jake 3-45, Davis 2-29, Allen 2-22, Dunn 1-19, Slater 2-15, Daniels 2-1.

	F	I
First Downs	18	16
Rushing	57-308	26-79
Passing	55	171
C/A/I	6-10-0	18-40-2
Total Offense	363	250
Fumbles-Lost	0-0	1-1
Penalties	2-10	4-32
Punts	4-38.8	6-28.3
Possession Time	32:20	27:40
Third Down Conversions	5-12	5-14
Sacks By	4	1



1988 NCAA I-AA National Championship

FURMAN 17, GEORGIA SOUTHERN 12

December 17, 1988, Milton Holt Arena, Attendance: 9,714

POCATELLO, IDAHO — Nowhere in the pre-season Top 20 and picked to finish fourth in the Southern Conference, the Furman Paladins capped the greatest season in school football history by downing Georgia Southern, 17-12, on national television to win the 1988 NCAA I-AA national championship.

With memories of the 44-42 loss to the Eagles in the 1985 championship game on the minds of many, Furman, and in particular the Paladin defense, saw to it that there would be no miracle comeback for Georgia Southern this time around. An interception by Jeff Blankenship in the game's final seconds made sure of it, as did the Paladins' control of the line of scrimmage, as Furman effectively shut down one of the nation's leading ground games, limiting Georgia Southern to just 134 yards rushing and 198 total yards.

Despite being outclassed on both sides of the football, the Eagles hung tough with superior special teams play, which nearly delivered to Georgia Southern a third national championship in four years.

Furman went to the air with success on the game's first play. Disguising an option to the right side, Paladin quarterback Frankie DeBusk rolled back at the last second and hit a wide open Donald Lipscomb for a 48-yard gain to the Eagle 32. Three plays later, however, the Paladins turned it over when tailback John Bagwell fumbled while attempting a simple shift of the football in his arms.

Starting at its 27, Georgia Southern moved 36 yards in nine plays to the Furman 37. From there the Eagles got on the board first when David Cool split the uprights from 55 yards out to put Georgia Southern ahead 3-0 with 7:13 to go in the first quarter.

On its second possession, Furman flexed its offensive muscle with strong running and timely passing en route to its first score. Moving 88 yards in 13 plays, the Paladins proved they could handle the Eagles up front. A 19-yard strike from Frankie DeBusk to tight end Greg Key and Glen Connally's PAT gave the Paladins a 7-3 lead with 0:54 to go in the opening period.

Early in the second quarter the Paladins failed to convert on two excellent scoring opportunities. Following a Jeff Blankenship interception at the Georgia Southern 13, Furman turned to tailback Bobby Daugherty, who promptly ripped 11 yards out of the heart of Southern's defense. The Paladins would get no closer, however, as Furman lost 11 yards on the next two plays and then suffered its second turnover when Frankie DeBusk's pass was picked off in the end zone by the Eagles' Kevin Whitley.

Thanks to solid defensive work, including a tackle by Dean Williams for a loss of seven yards and a short Eagle punt, Furman opened its next drive at the Georgia Southern 42. Using an 8-yard run by Dwight Sterling and a 22-yard burst by Daugherty, the Paladins advanced to the Eagle 9, but Georgia Southern's defense again stiffened and turned the Paladins away when the Eagles' Mark Giles blocked Glen Connally's 27-yard field goal attempt.

After Georgia Southern missed a 48-yard field goal try, Furman was able to stretch its lead to 10-3 with a 36-yard field goal by Glen Connally with barely over a minute remaining in the first half.

There were only three possessions in the third stanza and two of them netted points. On its first series of the second half, Georgia Southern used 16 plays to move just 29 yards, but that was good enough for

turned to the air, but there to stop him was a Furman defense that smelled victory. After an exchange of possessions, the Eagles got one last chance, but All-America linebacker Jeff Blankenship slammed the door by stepping in front of a Raymond Gross pass at the Eagle 33 to preserve the win and give Furman its first national championship.

Notes: Freshman nose guard Allen Edwards was brilliant in the second start of his career, recording five tackles and a hit-for-loss against two-time Eagle All-America Dennis Franklin. Approximately 800 Furman fans accompanied the team on the over 2,000-mile trip to Pocatello. The national championship was the first by a Southern Conference team. On Jan. 16, 1989, Greenville honored the national championship Paladins with a parade in downtown Greenville that was attended by approximately 20,000 people, including Governor Carroll Campbell, former governor Richard Riley, and United States Senator Strom Thurmond. On Feb. 15, 1989, Furman's national championship team was honored by a joint session of the South Carolina General Assembly and by visiting President George Bush.

Furman turned the tables on Georgia Southern in 1988 with a 17-12 win over the Eagles to claim the NCAA I-AA national championship.

placekicker David Cool, who knocked home his second field goal of the contest, this time from 48 yards out to cut Furman's lead to 10-6 at the 5:07 juncture.

Furman answered the Eagle score by marching 80 yards behind the running of fullback Dwight Sterling and tailback John Bagwell. A 24-yard run by Sterling on the drive's second play carried the Paladins to their 49. From there Furman turned primarily to Bagwell, who on three carries netted 31 yards. From the Eagle 8, the Paladins called Sterling's number twice, and on his second attempt, behind a solid block from center Steve Duggan, he scored on a 5-yard dive up the middle. The PAT with 0:38 to go in the quarter increased Furman's lead to 17-6.

What appeared to be a safe lead with the nation's best defense was quickly placed in jeopardy early in the fourth quarter when the Eagles' Mark Giles blocked a Bruce Leicht punt and returned it 30 yards for a touchdown with 12:24 to go. Georgia Southern's critical two-point conversion pass failed, but Furman's lead was only 17-12.

With momentum, Georgia Southern stuffed Furman on its next two possessions and took over at the Paladin 40 with 7:14 to go following a short punt. Moving in for what looked like the go-ahead score, the Eagles, who in 1985 made all the key plays down the stretch in a win over Furman, committed a huge mistake when quarterback Raymond Gross failed to tuck the ball away on an option keeper. Hit by defensive end Kelly Fletcher, Gross watched the ball squirt loose and Furman's Wade Sexton recover it at the 2-yard line.

Its life again spared by its defense, Furman turned to its offense to work out the hole. In two plays the Paladin front cleared the way for fullback Billy Stockdale, who reeled off runs of 11 and 17 yards to Furman 30. From the 38, Bruce Leicht came through with his biggest punt of the game, a 48-yarder to the Eagle 14.

With the clock winding down, Georgia Southern

FURMAN	7	3	7	0	—	17
GA. SOUTHERN	3	0	3	6	—	12

GS — David Cool 55 FG 7:13-1Q
 F — Greg Key 19 pass from Frankie DeBusk (Glen Connally kick) 9:54-1Q
 F — Glen Connally 36FG 1:09-2Q
 GS — David Cool 48 FG 5:07-3Q
 F — Dwight Sterling 5 run (Glen Connally kick) 0:38-3Q
 GS — Mark Giles 30 return of blocked punt (pass failed) 12:24-4Q

Rushing: F — Sterling 12-70, Bagwell 14-67, Daugherty 8-61, Stockdale 8-44. GS — Ross 15-58, Gross 27-50, Johnson 4-14, Thompson 3-4.

Passing: F — DeBusk 7-11-1-124. GS — Gross 5-17-2-64.

Receiving: F — Lipscomb 3-58, Swilling 1-26, Key 1-19, Bagwell 1-14. GS — Belser 2-26, Worsham 2-25, Johnson 1-13.

Defense: F — Blankenship 13, Kendrick 12, Fletcher 11. GS — Smith 15, Alford 14, Sharpe 12.

	F	GS
First Downs	17	14
Rushing	54-231	52-134
Passing	124	64
C/A/I	7-11-1	5-17-2
Total Offense	335	198
Fumbles-Lost	2-1	5-1
Penalties	5-34	3-27
Punts	5-32.2	4-47.3
Possession Time	33:09	26:51
Third Down Conversions	3-13	3-16
Sacks By-Yards	4-19	3-13



Furman NCAA I-AA Playoff History

1989 NCAA I-AA Playoffs (First Round)

Furman 24, William & Mary 10

November 25, Greenville, S.C.

Paladin Stadium

Attendance: 8,642



Tailback Carl Tremble's 11-yard fourth quarter touch-down run helped seal the Paladins' 24-10 win over William & Mary in first round playoff action.

FURMAN	14	3	0	7	—	24
WILLIAM & MARY	0	7	3	0	—	10

F — Frankie DeBusk 54 run
(Glenn Connally kick) 12:49-1Q
F — Frankie DeBusk 20 run
(Glenn Connally kick) 6:00-1Q
F — Glen Connally 23 FG 14:12-2Q
W&M — Tyrone Shelton 3 run
(Steve Christie kick) 10:37-2Q
W&M — Steve Christie 34 FG 0:38-3Q
F — Carl Tremble 11 run
(Glen Connally kick) 10:55-4Q

Rushing: F — Tremble 28-115, DeBusk 3-83, Sterling 12-58, Baynes 12-35, Harris 2-15, Stockdale 2-8. W&M — Shelton 14-84, Compher 1-24, Green 7-18, Argo 10-4, Williams 1-2, Hakel 1-(-12).

Passing: F — DeBusk 4-5-0-39, Baynes 3-6-0-39. W&M — Argo 13-21-1-116, Hakel 2-5-0-22.

Receiving: F — Stephens 3-31, Clardy 2-22, Lipscomb 1-17, Tremble 1-8. W&M — Green 7-57, Kingsfield 3-37, Hogarth 2-28, Shiffer 1-6, Shelton 1-5, Polhemus 1-5.

	F	W&M
First Downs	23	16
Rushing	59-314	34-120
Passing	78	138
C/A/I	7-11-0	15-26-1
Total Offense	392	258
Fumbles-Lost	0-0	0-0
Penalties	2-17	4-45
Punts	6-40.5	7-39.6
Possession Time	33:15	26:45
Third Down Conversions	5-13	4-14
Sacks By	5	1

1989 NCAA I-AA Playoffs (Quarterfinals)

Furman 42, Youngstown State 23

December 2, Greenville, S.C.

Paladin Stadium

Attendance: 8,033



Stepping in for injured Paladin quarterback Frankie DeBusk, Patrick Baynes ran for 131 yards and two touchdowns to spark the Paladins to an impressive 42-23 victory over Youngstown State.

FURMAN	7	14	14	7	—	42
YOUNGSTOWN ST.	13	3	0	7	—	23

Y — Robert Fozkos 41 FG 12:14-1Q
Y — Robert Fozkos 43 FG 6:38-1Q
F — Patrick Baynes 53 run
(Glen Connally kick) 5:49-1Q
Y — Steve Jones 1 run
(Robert Fozkos kick) 3:07-1Q
F — Patrick Baynes 15 run
(Glen Connally kick) 14:29-2Q
F — Brad Stephens 27 blocked punt return
(Glen Connally kick) 11:36-2Q
Y — Robert Fozkos 34 FG 0:09-2Q
F — Carl Tremble 25 run
(Glen Connally kick) 9:34-3Q
F — Billy Stockdale 16 run
(Glen Connally kick) 6:47-3Q
F — Carl Tremble 5 run
(Glen Connally kick) 5:34-4Q
Y — Archie Herring 2 run
(Robert Fozkos kick) 1:14-4Q

Rushing: F — Tremble 14-134, Baynes 11-131, Stockdale 13-58, Harris 1-7, Whitmire 2-2, Sherwood 1-2. Y — Jones 21-71, Herring 17-64, Davis 3-21, Hawkins 5-19, Isaac 14-9.

Passing: F — Baynes 4-9-3-71. Y — Isaac 16-30-1-225.

Receiving: F — Key 2-46, Clardy 1-17, Lipscomb 1-8. Y — Davis 4-100, Ellington 5-61, Bibent 2-31, Jones 4-19, Roberts 1-14.

	F	Y
First Downs	20	25
Rushing	42-334	60-184
Passing	71	225
C/A/I	4-9-3	16-30-1
Total Offense	405	409
Fumbles-Lost	2-1	3-2
Penalties	4-18	3-31
Punts	2-40.5	4-27.3
Possession Time	26:06	33:54
Third Down Conversions	3-8	10-19
Sacks By	3	1

1989 NCAA I-AA Playoffs (Semifinals)

Stephen F. Austin 21, Furman 19

December 9, Greenville, S.C.

Paladin Stadium

Attendance: 7,015



Returning from knee surgery, linebacker Kevin Kendrick tallied nine tackles and two interceptions, but it wasn't enough to overcome Stephen F. Austin, which edged Furman in the snow and sleet in Paladin Stadium.

FURMAN	0	7	0	12	—	19
S. F. AUSTIN	14	7	0	0	—	21

SFA — Dave Kelly 34 pass from Todd Hammel
(Chuck Rawlinson kick) 7:41-1Q
SFA — Joe Bradford 5 pass from Todd Hammel
(Chuck Rawlinson kick) 3:47-1Q
F — Don Clardy 23 pass from Patrick Baynes
(Glen Connally kick) 11:37-2Q
SFA — Larry Centers 14 run
(Chuck Rawlinson kick) 7:26-2Q
F — Billy Stockdale 1 run
(kick failed) 13:22-4Q
F — Billy Stockdale 1 run
(run failed) 0:19-4Q

Rushing: F — Tremble 16-105, Stockdale 16-63, Baynes 17-58, Stephens 2-32, Sherwood 1-3. SFA — Centers 28-131, Landry 1-3. Dumes 1-(-1), Hammel 7-(-5), Jackson 1-(-7).

Passing: F — Baynes 9-23-3-125. Y — Hammel 15-39-2-224.

Receiving: F — Clardy 3-48, Lipscomb 3-45, Stephens 1-13, Love 1-10, Key 1-9. SFA — Kelley 8-141, Bradford 3-43, Centers 1-15, Wright 1-13, Jackson 1-8, Landry 1-4.

	F	SFA
First Downs	20	20
Rushing	52-261	38-121
Passing	125	224
C/A/I	9-23-3	15-39-2
Total Offense	386	345
Fumbles-Lost	2-1	2-1
Penalties	2-11	5-45
Punts	5-32.8	8-40.1
Possession Time	31:22	28:38
Third Down Conversions	5-16	11-21
Sacks By	1	0

Furman NCAA I-AA Playoff History



1990 NCAA I-AA Playoffs (First Round)
Furman 45, Eastern Kentucky 17
November 24, Richmond, Ky.
Roy Kidd Stadium
Attendance: 4,528



Quarterback Frankie DeBusk directed an impressive Furman offense by completing 13-of-19 passes for 292 yards and two touchdowns against Eastern Kentucky.

FURMAN	7	10	7	21	—	45
E. KENTUCKY	3	7	0	7	—	17

- F — Billy Stockdale 27 run
(Glen Connally kick) 5:46-1Q
- EK — Todd Duffy 42 FG 0:54-1Q
- F — Carl Tremble 34 run
(Glen Connally kick) 11:51-2Q
- F — Glen Connally 29 FG 8:19-2Q
- EK — Leon Brown 19 run
(Todd Duffy kick) 0:31-2Q
- F — Frankie DeBusk 8 run
(Glen Connally kick) 10:27-3Q
- EK — Tim Lester 1 run
(Todd Duffy kick) 12:59-4Q
- F — Donald Lipscomb 69 pass from Frankie DeBusk
(Glen Connally kick) 12:44-4Q
- F — Paul Siffri 4 pass from Frankie DeBusk
(Glen Connally kick) 3:23-4Q
- F — Billy Whitley 34 run
(Glen Connally kick) 0:41-4Q

Rushing: F — Tremble 19-140, Stockdale 14-69, Whitley 3-43, Brownstead 4-29, DeBusk 8-13. EK — Lester 22-111, Brown 6-47, Berkhalter 3-23, Smith 5-19, Crenshaw 7-16, Burkhead 1-3, McCollum 1-0.

Passing: F — DeBusk 13-19-0-292, Swilling 0-1-0-0. EK — Crenshaw 12-22-2-162, Berkhalter 0-3-0-0.

Receiving: F — Lipscomb 4-153, Whitmire 1-80, Siffri 4-35, Tremble 3-17, Stephens 1-7. EK — Ware 4-83, Moses 2-25, Brown 1-21, Lester 2-13, McCollum 1-8, Woods 1-7, Gillis 1-5.

	F	EK
First Downs	21	19
Rushing	48-294	45-219
Passing	292	162
C/A/I	13-20-0	12-25-2
Total Offense	586	381
Fumbles-Lost	3-1	6-1
Penalties	5-25	3-26
Punts	2-30.0	4-37.0
Possession Time	28:45	31:15
Third Down Conversions	6-13	7-16
Sacks By	0	0

1990 NCAA I-AA Playoffs (Quarterfinals)
Nevada 42, Furman 35 (3OT)
December 1, Reno, Nevada
Mackey Stadium
Attendance: 11,519



Fullback Billy Stockdale rushed for 103 yards and three touchdowns, but Furman couldn't hold off the Wolf Pack in a 42-35 triple overtime loss.

FURMAN	7	0	21	0	0	7	0	—	35
NEVADA	0	13	0	15	0	7	7	—	42

- F — Carl Tremble 40 run
(Glen Connally kick) 7:09-1Q
- N — Ray Whalen 33 run
(Kevin McKelvie kick) 14:06-2Q
- N — Kevin McKelvie 20 FG 7:31-2Q
- N — Kevin McKelvie 20 FG 1:27-2Q
- F — Billy Stockdale 3 run
(Glen Connally kick) 5:35-3Q
- F — Billy Stockdale 1 run
(Glen Connally kick) 3:01-3Q
- F — Brad Stephens 40 pass from Frankie DeBusk
(Glen Connally kick) 1:16-3Q
- N — Ray Whalen 1 run
(Kevin McKelvie kick)
- N — Ross Ortega 13 pass from Chris Vargas
(Joe King pass from Chris Vargas) 0:16-4Q
- F — Billy Stockdale 13 run
(Glen Connally kick) 2OT
- N — Ray Whalen 1 run
(Kevin McKelvie kick) 2OT
- N — Ray Whalen 1 run
(Kevin McKelvie kick) 3OT

Rushing: F — Tremble 13-103, Stockdale 26-103, DeBusk 12-28. N — Whalen 34-122, Smith 3-2, Vargas 3-0, Gatlin 7-(-9).

Passing: F — DeBusk 7-20-1-101. N — Gatlin 26-48-1-337, Vargas 13-19-1-159.

Receiving: F — Stephens 3-60, Siffri 2-25, Whitmire 1-12, Tremble 1-4. N — Ortega 15-247, Taylor 14-171, King 2-30, Benning 2-19, Whalen 2-17, Williams 1-12, Washington 2-0.

	F	N
First Downs	13	31
Rushing	53-234	47-115
Passing	101	496
C/A/I	7-20-1	39-67-2
Total Offense	335	611
Fumbles-Lost	2-1	2-2
Penalties	7-67	10-101
Punts	8-36.0	6-33.5
Possession Time	20:34	39:26
Third Down Conversions	7-15	10-25
Sacks By	2	2

1996 NCAA I-AA Playoffs (First Round)
Furman 42, Northern Arizona 31
November 30, Flagstaff, Ariz.
Walkup Skydome
Attendance: 8,700



Split end Jody Wade caught two touchdown passes in the final five minutes of play to lift Furman to a dramatic, 42-31 come-from-behind win over Northern Arizona.

FURMAN	7	0	14	21	—	42
N. ARIZONA	7	14	0	10	—	31

- F — Ernest Crosby 46 run
(Jason Wells kick) 13:14-1Q
- NA — Archie Amerson 5 run
(Mark Jagodzinski kick) 7:19-2Q
- NA — Mark Jagodzinski 39 FG 7:19-2Q
- NA — Mark Jagodzinski 30 FG 1:40-2Q
- NA — Ricky Pearsall 22 pass from Travis Brown
(Pearsall pass from Travis Brown) 0:47-2Q
- F — Ernest Crosby 6 run
(Jason Wells kick) 7:24-3Q
- F — Des Kitchings 70 pass from Braniff Bonaventure
(Jason Wells kick) 4:57-3Q
- NA — Tyler McDonnell 9 run
(Mark Jagodzinski kick) 12:17-4Q
- NA — Mark Jagodzinski 32 FG 6:19-4Q
- F — Jody Wade 8 pass from Braniff Bonaventure
(Jason Wells kick) 4:24-4Q
- F — Jody Wade 10 pass from Braniff Bonaventure
(Jason Wells kick) 0:31-4Q
- F — Bernard Scott 34 interception return
(Jason Wells kick) 0:15-4Q

Rushing: F — Crosby 10-66, Moore 11-36, Cerqua 8-27, Clark 5-22, Bonaventure 8-19, Broughton 1-1. NA — Amerson 30-206, McDonnell 6-22, Galbreath 1-8, Brown 6-(-29).

Passing: F — Bonaventure 14-24-1-207. NA — Brown 23-46-2-260.

Receiving: F — Broughton 6-59, Cole 3-48, Wade 2-18, Clark 2-12, Kitchings 1-70. NA — St. Paul 6-72, Warner 4-52, Pearsall 3-40, Lemos 3-39, Amerson 3-20, Galbreath 1-12, Weske 1-10, Flores 1-8, Black 1-7.

	F	NA
First Downs	22	32
Rushing	43-171	43-207
Passing	207	260
C/A/I	14-24-1	23-46-2
Total Offense	378	467
Fumbles-Lost	3-2	1-1
Penalties	7-48	8-68
Punts	5-40.6	4-41.8
Possession Time	28:10	31:50
Third Down Conversions	7-14	4-13
Sacks By	5	3



Furman NCAA I-AA Playoff History

1996 NCAA I-AA Playoffs (Quarterfinals)

Marshall 54, Furman 0

December 7, Huntington, W.Va.

Marshall Stadium

Attendance: 14,096



Nose guard Reggie Williams' interception of a tipped pass in the first quarter was one of only a few highlights for the Paladins, who dropped their second game of the season to the eventual national champion Thundering Herd.

FURMAN	0	0	0	0	—	0
MARSHALL	14	10	16	14	—	54

- M — Doug Chapman 2 run
(Tim Openlander kick) 8:11-1Q
- M — Randy Moss 7 pass from Eric Kresser
(Tim Openlander kick) 0:26-1Q
- M — Tim Openlander 25 FG 5:02-2Q
- M — Randy Moss 28 pass from Eric Kresser
(Tim Openlander kick) 1:56-2Q
- M — Tim Martin 16 pass from Eric Kresser
(Tim Openlander kick) 14:03-3Q
- M — Eric Thomas 52 run
(Tim Openlander kick) 12:06-3Q
- M — Billy Lyon tackle Braniff Bonaventure in end zone 3:58-3Q
- M — Jason Balwanz 2 run
(Tim Openlander kick) 9:02-4Q
- M — Javon Darling 7 run
(Tim Openlander kick) 0:54-4Q

Rushing: F — Clark 7-20, Crosby 6-15, Cerqua 5-5, Moore 4-0, Cole 1-0, Bonaventure 10-(-49). M — Thomas 22-178, Chapman 11-72, Turner 7-27, Balwanz 6-24, Darling 3-12, Kresser 2-(-11).

Passing: F — Bonaventure 18-25-1-145. M — Kresser 11-22-1-196.

Receiving: F — Coles 5-44, Broughton 5-36, Davis 2-25, Clark 2-18, Cerqua 2-18, Crosby 1-7, Drake 1-3. M — Moss 3-82, Martin 3-51, Dixon 1-41, Thomas 1-21, Colelough 2-19, Turner 1-16, Wellman 1-7.

	F	M
First Downs	6	25
Rushing	33-(-9)	51-302
Passing	145	237
C/A/I	18-25-1	12-23-1
Total Offense	136	539
Fumbles-Lost	2-2	0-0
Penalties	7-65	7-65
Punts	8-36.4	1-47.0
Possession Time	30:28	29:32
Third Down Conversions	2-15	7-12
Sacks By	2	7

1999 NCAA I-AA Playoffs (First Round)

Massachusetts 30, Furman 23 (OT)

November 27, Greenville, S.C.

Paladin Stadium

Attendance: 7,215



A missed 37-yard game winning field goal attempt at the end of regulation spoiled fullback Derek Russell's three-touchdowns in the Paladins' 30-23 overtime loss to defending national champion Massachusetts.

FURMAN	7	7	6	3	0	—	23
MASSACHUSETTS	7	3	13	0	7	—	30

- F — Derek Russell 1 run
(Jason Wells kick) 8:53-1Q
- M — Adrian Zullo 15 pass from Todd Bankhead
(Jason Cherry kick) 5:00-1Q
- M — Jason Cherry 34 FG 14:21-2Q
- F — Derek Russell 1 run
(Jason Wells kick) 5:57-2Q
- M — Marcel Shipp 13 run
(kick blocked) 11:05-3Q
- F — Derek Russell 1 run
(pass failed) 8:33-3Q
- M — Sean Higgins 31 pass from Todd Bankhead
(Jason Cherry kick) 5:01-3Q
- F — Jason Wells 39 FG 11:12-4Q
- M — Marcel Shipp 1 run
(Doug White kick) 0:00-1OT

Rushing: F — Ivory 19-143, Hill 19-40, Kitchings 7-26, Russell 9-13, Burton 3-13, Rentz 1-5. M — Shipp 36-170, Quinlan 6-16, Zullo 1-10, Bankhead 4-6.

Passing: F — Hill 15-25-1-183. M — Bankhead 28-41-0-287.

Receiving: F — Kitchings 5-83, Smerdzinski 4-40, Huguley 3-29, Thomas 2-16, Sansbury 1-15. M — Zullo 10-121, Higgins 5-87, Cariello 4-27, Shipp 4-15, Quinlan 3-22, Shearer 1-8, Howard 1-7.

	F	M
First Downs	25	28
Rushing	58-240	47-202
Passing	183	287
C/A/I	15-25-1	28-41-0
Total Offense	423	489
Fumbles-Lost	1-1	2-1
Penalties	6-36	4-21
Punts	4-34.3	4-39.8
Possession Time	30:10	29:50
Third Down Conversions	10-17	8-17
Sacks By	0-0	2-12

2000 NCAA I-AA Playoffs (First Round)

Hofstra 31, Furman 24 (OT)

November 25, 2000

Paladin Stadium

Attendance: 4,214



Despite 172 yards and two touchdowns from Louis Ivory in rain-soaked Paladin Stadium, Furman couldn't stop Hofstra in a 31-24 loss to the Pride.

FURMAN	7	3	7	7	—	24
HOFSTRA	3	7	14	7	—	31

- F — Louis Ivory 19 run
(Danny Marshall kick) 7:06-1Q
- H — Chad Johnson 22 FG 1:20-1Q
- H — Trevor Dimmie 10 run
(Chad Johnson kick) 1:41-2Q
- F — Danny Marshall 38 FG 0:01-2Q
- H — Rocky Butler 2 run
(Chad Johnson kick) 9:32-3Q
- F — Louis Ivory 3 run
(Danny Marshall kick) 6:23-3Q
- H — Kahmal Roy 39 pass from Rocky Butler
(Chad Johnson kick) 0:25-3Q
- H — Rocky Butler 1 run
(Chad Johnson kick) 12:40-4Q
- F — Justin Hill 5 run
(Danny Marshall kick) 7:59-4Q

Rushing: F — Ivory 33-172, Hill 19-89, Huguley 3-29, Burton 40-23, Russell 5-22, Rembert 1-2, Team 1-(-29). H — Dimmie 21-130, Johnson 8-35, Butler 8-15.

Passing: F — Hill 8-18-0-92. H — Butler 19-34-2-262.

Receiving: F — Thomas 3-49, Smerdzinski 3-31, Huguley 1-7, Rinehart 1-5. H — Adams 8-95, Maxwell 4-75, Roy 4-64, Morales 3-28.

	F	HOF
First Downs	25	26
Rushing	66-308	60-286
Passing	92	68
C/A/I	8-19-0	7-12-1
Total Offense	400	354
Fumbles-Lost	1-0	2-2
Penalties	6-52	7-60
Punts	4-37.0	3-29.7
Possession Time	35:55	31:17
Third Down Conversions	8-12	5-12
Sacks By	2-6	2-13

Furman NCAA I-AA Team Playoff Records



RUSHING

Most Attempts

Furman: 66 vs. Hofstra, 2000.
Opponent: 60 by Youngstown State, 1989.

Fewest Attempts

Furman: 27 vs. Western Carolina, 1983.
Opponent: 8 by Rhode Island, 1985.

Most Yards

Furman: 334 vs. Youngstown State, 1989.
Opponent: 302, Marshall, 1996.

Fewest Yards

Furman: -9 vs. Marshall, 1996.
Opponent: 15 by Rhode Island, 1985.

Most Touchdowns

Furman: 8 vs. Rhode Island, 1985.
Opponent: 7, Marshall, 1996.

PASSING

Most Attempts

Furman: 25 vs. Marshall, 1996.
Opponent: 90 by Rhode Island, 1985.

Fewest Attempts

Furman: 9 vs. Youngstown State, 1989.
Opponent: 8 by Western Kentucky, 2001.

Most Completions

Furman: 18 vs. Marshall, 1996.
Opponent: 45 by Rhode Island, 1985.

Fewest Completions

Furman: 4 vs. Youngstown State, 1989.
Opponents: 5 by Georgia Southern, 1988.
5 by South Carolina State, 1982.

Most Yards

Furman: 292 vs. Eastern Kentucky, 1990.
Opponent: 532 by Rhode Island, 1985.

Fewest Yards

Furman: 55 vs. Idaho, 1988.
Opponent: 57 by Western Kentucky, 2001.

Most Passes Had Intercepted

Furman: 3 by Western Carolina, 1983.
3 by Eastern Kentucky, 1986.
3 by Youngstown State, 1989.
3 by Stephen F. Austin, 1989.
Opponent: 7 vs. Rhode Island, 1985.

TOTAL OFFENSE

Most Attempts

Furman: 85 vs. Hofstra, 2000.
Opponent: 114 by Nevada, 1990.

Fewest Attempts

Furman: 51 vs. Youngstown State, 1989.

Opponent: 60 by William & Mary, 1989.
60 by Western Kentucky, 2001.

Most Yards

Furman: 586 vs. Eastern Kentucky, 1990.
Opponent: 640 by Georgia Southern, 1985.

Fewest Yards

Furman: 136 vs. Marshall, 1996.
Opponent: 198 by Georgia Southern, 1988.

SCORING

Most Points

Furman: 59 vs. Rhode Island, 1985.
Opponent: 54 by Marshall, 1996.

Fewest Points

Furman: 0 vs. South Carolina State, 1982.
0 vs. Marshall, 1996.
Opponent: 7 by Delaware, 1988.
7 by Idaho, 1988.

Most Combined Points

86 (Georgia Southern 44, Furman 42), 1985.

Fewest Combined Points

17 (South Carolina State 17, Furman 0), 1982.

KICK SCORING

Most Field Goals Attempted

Furman: 3 vs. Eastern Kentucky, 1990.
Opponent: 5 by Eastern Kentucky, 1986.

Most Field Goals Made

Furman: 2 vs. Delaware, 1988.
2 vs. Lehigh, 2001.
Opponent: 3 by Georgia Southern, 1985.
3 by Eastern Kentucky, 1986.
3 by Youngstown State, 1989.
3 by Northern Arizona, 1996.

Most Extra Points Attempted

Furman: 8 vs. Rhode Island, 1985.
Opponent: 7 by Marshall, 1996.

Most Extra Points Made

Furman: 8 vs. Rhode Island, 1985.
Opponent: 7 by Marshall, 1996.

FIRST DOWNS

Most First Downs

Furman: 28 vs. Georgia Southern, 1985.
Opponent: 32 by Northern Arizona, 1996.

Fewest First Downs

Furman: 6 vs. Marshall, 1996.
Opponent: 12 by Western Kentucky, 2001.

THIRD DOWN CONVERSIONS

Highest Third Down Conversion Percentage

Furman: 71.4% (15-21) vs. Boston University, 1983.

Opponent: 58.3% (7-12) by Marshall, 1996.

Lowest Third Down Conversion Percentage

Furman: 13.3% (2-15) vs. Marshall, 1996.
Opponent: 21.4% (3-14) by Marshall, 1988.
(3-14) by Western Kentucky, 2001.

TIME OF POSSESSION

Most Time Of Possession

Furman: 35:55 vs. Hofstra, 2000.
Opponent: 39:26 by Nevada, 1990.

Least Time of Possession

Furman: 20:34 vs. Nevada, 1990.
Opponent: 24:05 by Hofstra, 2000.

TURNOVERS

Most Fumbles Lost

Furman: 5 vs. Nevada, 1985.
Opponent: 2 by Rhode Island, 1985.
2 by Youngstown State, 1989.
2 by Nevada, 1990.
2 by Western Kentucky, 2001.

Most Turnovers

Furman: 5 vs. South Carolina State, 1982.
5 vs. Nevada, 1985.
Opponent: 9 by Rhode Island, 1985.

PENALTIES

Most Yards Penalized

Furman: 67 vs. Nevada, 1990.
Opponent: 101 by Nevada, 1990.

Fewest Yards Penalized

Furman: 10 vs. Idaho, 1988.
Opponent: 21 by Marshall, 1996.

PUNTS

Most Punts

Furman: 10 vs. Western Carolina, 1983.
Opponent: 9 by Marshall, 1988.

Fewest Punts

Furman: 2 vs. Youngstown State, 1989.
2 vs. Eastern Kentucky, 1990.
Opponent: 1 by Marshall, 1996.

DEFENSE

Most Quarterback Sacks

Furman: 9 vs. Lehigh, 2001.
Opponent: 7 by Marshall, 1996.

ATTENDANCE

Largest Crowd

Home: 13,865 vs. South Carolina State, 1982.
Neutral: 9,714 vs. Georgia Southern, 1988.
Away: 16,820 vs. Marshall, 1988.

Smallest Crowd

Home: 4,214 vs. Hofstra, 2000.
Neutral: 5,306 vs. Georgia Southern, 1985.
Away: 4,528 vs. Eastern Kentucky, 1990.



Furman NCAA I-AA Individual Playoff Records

RUSHING

Most Attempts

Furman: 33, Louis Ivory vs. Hofstra, 2000.
33, Louis Ivory vs. Western Kentucky, 2001.
Opponent: 36, Marcel Shipp, Massachusetts, 1999.

Most Yards

Furman: 172, Louis Ivory vs. Hofstra, 2000.
Opponent: 206, Archie Amerson, Northern Arizona, 1996.

Most Touchdowns

Furman: 4, John Bagwell vs. Georgia Southern, 1985.
Opponent: 4, Ray Whalen, Nevada, 1990.

Longest Rush

Furman: 63, John Bagwell vs. Delaware, 1988.
Opponent: 52, Gerald Harris, Georgia Southern, 1985.
52, Eric Thomas, Marshall, 1996.

PASSING

Most Attempts

Furman: 33, David Charpia vs. Western Carolina, 1983.
Opponent: 78, Tom Ehrhardt, Rhode Island, 1985.

Most Completions

Furman: 15, David Charpia vs. South Carolina State, 1982.
Opponent: 39, Tom Ehrhardt, Rhode Island, 1985.

Most Yards

Furman: 292, Frankie DeBusk vs. Eastern Kentucky, 1990.
Opponent: 494, Tom Ehrhardt, Rhode Island, 1985.

Most Touchdowns

Furman: 4, Bobby Lamb vs. Rhode Island, 1985.
Opponent: 4, Tracy Ham, Georgia Southern, 1985.

Most Interceptions

Furman: 3, David Charpia vs. Western Carolina, 1983.
3, Chris Speaks vs. Eastern Kentucky, 1986.
3, Patrick Baynes vs. Youngstown State, 1989.
3, Patrick Baynes vs. Stephen F. Austin, 1989.
Opponent: 6, Tom Ehrhardt, Rhode Island, 1985.

Longest Pass Play

Furman: 80, Frankie DeBusk to John Whitmire vs. Eastern Kentucky, 1990.
Opponent: 63, John Gregory to Mike Barber, Marshall, 1988.

TOTAL OFFENSE

Most Attempts

Furman: 40, Patrick Baynes vs. Stephen F. Austin, 1989.
Opponent: 80, Tom Ehrhardt, Rhode Island, 1985.

Most Yards

Furman: 305, Frankie DeBusk vs. Eastern Kentucky, 1990.
Opponent: 509, Tracy Ham, Georgia Southern, 1985.

Most Touchdown Responsibilities

Furman: 4, Bobby Lamb vs. Rhode Island, 1985.
4, John Bagwell vs. Georgia Southern, 1985.
Opponent: 4, Tracy Ham, Georgia Southern, 1985.
4, Ray Whalen, Nevada, 1990.

SCORING

Most Points

Furman: 24, John Bagwell vs. Georgia Southern, 1985.
Opponent: 24, Ray Whalen, Nevada, 1990.

Most Touchdowns

Furman: 4, John Bagwell vs. Georgia Southern, 1985.
Opponent: 4, Ray Whalen, Nevada, 1990.

KICK SCORING

Most Points

Furman: 11, Keven Esval vs. Rhode Island, 1985.
Opponent: 12, Tim Foley, Georgia Southern, 1985.

Most Extra Points Attempted

Furman: 8, Keven Esval vs. Rhode Island, 1985.
Opponent: 7, Tim Openlander, Marshall, 1996.

Most Extra Points Made

Furman: 8, Keven Esval, Rhode Island, 1985.
Opponent: 7, Tim Openlander, Marshall, 1996.

Most Field Goals Attempted

Furman: 3, Glen Connally vs. Eastern Kentucky, 1990.
Opponent: 5, Dale Dawson, Eastern Kentucky, 1986.

Most Field Goals Made

Furman: 2, Glen Connally vs. Delaware, 1988.
2, Danny Marshall vs. Lehigh, 2001.
Opponent: 3, Tim Foley, Georgia Southern, 1985.
3, Dale Dawson, Eastern Kentucky, 1986.
3, Robert Fozkos, Youngstown State, 1989.
3, Jim Jagodzinski, Northern Arizona, 1996.

Longest Field Goals

Furman: 42, Mike Wood vs. Eastern Kentucky, 1986.
Opponent: 55, David Cool, Georgia Southern, 1988.

RECEIVING

Most Receptions

Furman: 6, Robert Capers vs. South Carolina State, 1982.
Opponent: 15, Ross Ortega, Nevada, 1990.

Most Yards

Furman: 153, Donald Lipscomb vs. Eastern Kentucky, 1990.
Opponent: 247, Ross Ortega, Nevada, 1990.

Most Touchdowns

Furman: 2, Chas Fox vs. Boston University, 1983.
2, Kirk Burnett vs. Rhode Island, 1985.
2, Jody Wade vs. Northern Arizona, 1996.
Opponent: 2, Bill Brooks, Boston University, 1983.
2, Frank Johnson, Georgia Southern, 1985.
2, Randy Moss, Marshall, 1996.

KICKOFF RETURNS

Most Returns

Furman: 5, Mark Rudder vs. Georgia Southern, 1985.
Opponent: 8, Gerry Williams, Rhode Island, 1985.

Most Yards

Furman: 157, Mark Rudder vs. Rhode Island, 1985.
Opponent: 157, Abdul Byron, Lehigh, 2001.

Longest Return

Furman: 90, Mark Rudder vs. Rhode Island, 1985.
Opponent: 86, Doug Haynes, Rhode Island, 1985.

PUNT RETURNS

Most Returns

Furman: 3 by six players
Opponent: 6, Marc Sydnor, Delaware, 1988.

Most Yards

Furman: 31, Pat Turner vs. Delaware, 1988.
Opponent: 38, Danny Copeland, Eastern Kentucky, 1986.

Longest Return

Furman: 16, Jeff Coleman vs. Youngstown State, 1989.
Opponent: 54, Joseph Jeffeson, Western Kentucky, 2001.

DEFENSE

Most Sacks

Furman: 4, Will Bouton vs. Lehigh, 2001.
Opponent: 2 by four players

INTERCEPTIONS

Most Interceptions

Furman: 2 by four players
Opponent: 2 by three players

Longest Return

Furman: 35, Pat Turner vs. Idaho, 1988.
Opponent: 58, Alan Neal, South Carolina State, 1982.

PUNTING

Most Punts

Furman: 10, Mark Bridgman vs. Western Carolina, 1983.
Opponent: 9, Greg Supsura, Marshall, 1988.

Longest Punt

Furman: 59, Chris Wade vs. Nevada, 1990.
Opponent: 70, Brian Claybourne, Western Kentucky, 2001.