



Game 17 — Saturday, January 24, 2004
Furman Paladins (9-7, 1-4 SoCon) vs. Wofford Terriers (6-10, 2-3 SoCon)
Timmons Arena (5,000), Greenville, South Carolina, 1:00 p.m.
WCSZ-AM 1070 (Greenville), YahooBroadcast.com



		ppg	rpg	Notes
G 3	Tony Carter	6-0 .. 170 ..	So.	Burlington, N.C. 9.2 *3.6 15 pts., 7 rebs., 3 stl. vs. Citadel; 31x62 FGs (.500) last 9 games
G 4	Robby Bostain	6-3 .. 185 ..	R-Fr.	Duluth, Ga. 10.5 4.5 Only 15 fouls this season (382 minutes); 21 pts, 8 rebs. vs. High Point
F 5	Maleye Ndoye	6-8 .. 205 ..	Sr.	Dakar, Senegal 14.3 5.0 27 pts. vs. Citadel; career high 32 pts. vs. James Madison & Minnesota
F 41	Nick Sanders	6-7 .. 215 ..	Jr.	Leavenworth, Kan. .. 6.6 6.1 8 pts., 11 rebs. vs. Citadel; 17x29 FGs (.586) last 815 pts. vs. CIT
C 10	Marijan Pojatina	6-11 205 ..	Sr.	Zagreb, Croatia 3.7 3.1 96 career blocks; only 7 minutes vs. Citadel
<hr/>				
G 13	Eric Webb	6-2 .. 185 ..	Fr.	Grand Rapids, Minn. . 9.7 2.6 10 pts. vs. Citadel; 17x38 3PGs, (.447) last 9 games; 20 pts. vs. OSU
F 32	Quan Prowell	6-8 .. 210 ..	Fr.	Columbus, Ga. 10.8 4.8 Leading scoring freshman in SoCon; JITB Classic MVP; .563 FG%
C 1	Moussa Diagne	6-8 .. 210 ..	Fr.	Thies, Senegal 8.2 3.3 10.5 ppg last 6 games; 10 pts. 4 rebs., 3 stl. vs. Citadel
* Assists Larry Davis (Asbury '78), 85-108 (7th Year at FU), 85-108 (7th Year Overall)				

**FURMAN-WOFFORD
SERIES INFORMATION
(Furman leads 74-37)**

Saturday's Furman-Wofford game will mark the 112th meeting between the two schools, and the Paladins hold a commanding 74-37 advantage in the series that dates back to the 1908-09 season. Furman and Wofford split last year's series, with the Terriers claiming a 60-59 decision in Greenville and the Paladins bouncing back to post a 69-66 verdict in Spartanburg. Overall Furman stands 45-15 versus Wofford in Greenville; in Spartanburg, the Paladins sport a 29-20 record. In two games whose site has been lost to history, Wofford is 2-0 against Furman.

2003-04 SOUTHERN CONFERENCE STANDINGS/SCHEDULE

North Division	Conference	Overall	Saturday, January 24
East Tennessee State	6 - 0 1.000	14 - 4 .778	East Tennessee St. @ Appalachian St. 1:00
Appalachian State	3 - 2 .600	8 - 10 .444	Wofford @ Furman, 1:00
Chattanooga	3 - 3 .500	10 - 7 .588	Charleston @ Ga. Southern, 2:00
Western Carolina	3 - 3 .500	9 - 7 .562	The Citadel @ UNC Greensboro, 7:00
UNC Greensboro	2 - 4 .333	5 - 11 .312	Elon @ Davidson, 7:00
Elon	1 - 4 .200	5 - 12 .294	Western Carolina @ Chattanooga, 7:00
South Division	Conference	Overall	Monday, January 26
Coll. of Charleston	6 - 0 1.000	14 - 2 .875	Appalachian State @ Elon, 7:00
Georgia Southern	4 - 1 .800	13 - 3 .812	Chattanooga @ Furman, 7:00
Wofford	2 - 3 .400	6 - 10 .375	The Citadel @ Western Carolina, 7:00
Davidson	2 - 4 .333	7 - 10 .412	Wofford @ East Tennessee State, 7:00
Furman	1 - 4 .200	9 - 7 .562	
The Citadel	0 - 5 .000	4 - 12 .250	Tuesday, January 27
			Davidson @ Ga. Southern, 7:30

NOTING THE PALADINS...Furman returns home Saturday for a 1:00 p.m. game versus Wofford after claiming its first Southern Conference win of the season with a 76-61 decision over The Citadel Monday night in Charleston. **Maleye Ndoye** paced the Paladins with a game high 27 points and **Tony Carter** chipped in 15 points and seven rebounds against the Bulldogs. Three of Furman's four league losses have come at the hands of current undefeated division leaders East Tennessee State (68-69) and College of Charleston (65-70) and south division second place team Georgia Southern (67-71), who are a combined 16-1 in league play thus far. The Paladins opened league play with an 73-65 loss at UNC Greensboro in early December. All seven of the Paladins' losses this year have been by eight points or less, including a 91-84 overtime setback at Minnesota on Nov. 30 (after Furman had two shots in the final eight seconds of regulation for the win) and a 70-68 verdict at Ohio State on Dec. 17. Furman heads into Saturday's contest ranked first in the SoCon in scoring defense (64.9 ppg) and are averaging 73.8 ppg on offense, which is significantly higher than last year's 66.2 ppg figure. Now 16 games into the season, exactly 49.3 percent (582 points) of Furman's scoring is coming from its freshman class, which currently boasts three of the team's top four scorers: forward **Quan Prowell** (10.8 ppg), guard **Robby Bostain** (10.5 ppg), and guard **Eric Webb** (9.7 ppg). Freshman **Moussa Diagne** (pronounced "jine") is also averaging 8.2 ppg, good for sixth highest on the squad. Of the 13 active players in Furman's program, nine count a year or less of collegiate experience, and five are freshmen. Furman's 92-56 triumph over Lipscomb on Dec. 30 gave the program the Jack In The Box Furman Holiday Classic title — the program's first tournament championship of any kind since the Paladins knocked off Marshall 80-62 in Roanoke, Va., to win the 1980 Southern Conference title. In its last nine games, Furman has converted .485 percent of its field goal attempts (240x495) and .388 percent of its three-point shots (68x175). The Paladins shot just .282 percent from three-point range over its first seven games. In Monday's win over The Citadel, the Paladins converted only three of their first 14 free throws but rallied to make 15 of their final 16 attempts from the charity stripe. Freshman forward **Quan Prowell**, currently the top scoring freshman in the Southern Conference, earned Jack In The Box Furman Holiday Classic MVP honors after scoring a game high 18 points in 19 minutes of action in the 92-56 win over Lipscomb on Dec. 30. Currently the Paladins' second leading scorer (10.8 ppg), the Southern Conference Freshman-of-the-Year candidate paces the squad and ranks ninth in the SoCon in field goal percentage (.563). **Maleye Ndoye** (pronounced "ma-LAY, N-doy") continues to lead Furman in scoring (14.3 ppg) thanks, in part, to a pair of career high 32-point performances. He opened the season with a 32-point effort in the Paladins' 78-72 loss at James Madison, and on Nov. 30 matched it (14x21 FGs) in a 91-84 overtime loss at Minnesota. He also scored a game high 27 points in the Paladins' 98-87 triumph over High Point (Dec. 20). After averaging only 5.8 ppg and shooting .310 percent (9x29) in four games from Dec. 30 to Jan. 13, he's bounced back by scoring 42 points in the Paladins' last two games, including a 27-point outing Monday night versus The Citadel. Last year he averaged only 5.2 ppg. His 32 points versus Minnesota was the most by an opponent at Williams Arena since Michigan's **Louis Bullock** tallied 33 versus the Gophers on Jan. 20, 1999. This past summer Ndoye helped his native Senegal to a fourth place finish in the African Championships, including a 27-point performance in a 92-77 win over Morocco. Redshirt freshman guard **Robby Bostain** has been whistled for only 15

**2003-04 FURMAN PALADINS
RESULTS/SCHEDULE
(9-7, 1-4 SoCon South)**

Date	Opponent (TV)	Time
Nov. 22	@ James Madison	L 72-78
Nov. 24	SOUTHERN WESLEYAN	W 77-53
Nov. 26	GREENSBORO COLLEGE	W 74-49
Nov. 30	@ Minnesota	(ot) L 84-91
Dec. 3	@ UNC Greensboro*	L 65-73
Dec. 6	@ Northern Iowa	W 64-55
Dec. 14	@ UNC Asheville	W 60-56
Dec. 17	@ Ohio State (ESPN)	L 68-70
Dec. 20	HIGH POINT	W 98-87
FURMAN HOLIDAY CLASSIC		
Dec. 29	BETHUNE-COOKMAN	W 62-49
Dec. 30	LIPSCOMB	W 92-56
Jan. 5	EAST TENNESSEE STATE*	L 68-69
Jan. 10	@ Coll. of Charleston* (CSS)	L 65-70
Jan. 13	ERSKINE	W 89-51
Jan. 17	GA. SOUTHERN* (FOXSS)	L 67-71
Jan. 19	@ The Citadel*	W 76-61
Jan. 24	WOFFORD*	1:00
Jan. 26	CHATTANOOGA*	7:00
Jan. 31	APPALACHIAN STATE* (CSS)	4:00
Feb. 2	@ Elon*	7:00
Feb. 7	@ Georgia Southern*	7:30
Feb. 10	DAVIDSON*	7:00
Feb. 14	@ Wofford*	7:00
Feb. 16	@ Western Carolina*	7:00
Feb. 21	THE CITADEL*	4:00
Feb. 25	COLL. OF CHARLESTON* (CSS)	7:00
Feb. 28	@ Davidson*	7:00
Mar. 3-6	SoCon Tourney	TBA
(North Charleston, S.C.)		

* Southern Conference Game

fouls on the season (382 minutes of action). The lefthander also earned Jack In The Box Furman Holiday Classic all-tournament honors with a solid 17-point, 6-rebound, 4-assist performance in only 19 minutes versus Lipscomb. In the Paladins' 98-87 victory over High Point (Dec. 20), he cashed in on 13-of-16 free throw attempts on the way to a season high 21 points. Sophomore guard **Tony Carter** leads Furman in assists (58) and steals (32) and has shot .500 percent (31x62) from the field, including .464 percent (13x28) from three-point range over the past nine games. Included in that run was a season high 18-point performance in a 98-87 triumph over High Point and a 15-point, 7-rebound outing Monday versus The Citadel. Another key performer in Furman's impressive freshman class is guard **Eric Webb**, who has shot .447 percent (17x38) from three-point range over the last nine games. In the Paladins' 92-56 rout of Lipscomb (Dec. 30), he came off the bench to register a season high nine assists, a pair of steals, and five points in 21 minutes of action. In the Paladins' 70-68 loss at Ohio State on Dec. 17, the 20003 Minnesota AAA player-of-the-year tallied a season high 20 points on the strength of 6-of-8 shooting from three-point range. He currently leads Furman at the free throw line, having cashed in on 29-of-35 attempts (.829). Junior forward **Nick Sanders** is coming off a solid 8-point, 11-rebound performance in Monday's victory at The Citadel. He recorded his first career double-double earlier this year with 10 points and a career high 11 rebounds in the 64-55 victory over Northern Iowa on Dec. 6 and hit the standard again recently versus East Tennessee State with 10 points and 11 rebounds. He came close to his third double-double of the season against College of Charleston Jan. 10 with 11 points and nine rebounds. Sanders took four stitches following the Ohio State game after receiving a flagrant elbow to the face in the second half from the Buckeyes' **Matt Sylvester**, who was subsequently suspended for one game by the OSU coaching staff. Freshman forward **Moussa Diagne** (pronounced "Jine") has come of strong of late, having averaged 10.5 ppg over the past six games. Against The Citadel on Monday he scored 10 points, claimed four rebounds, and picked up three steals. In last Saturday's 71-67 loss to Georgia Southern, he delivered 10 points, five rebounds, three dunks, and a block. And against College of Charleston on Jan. 10, he tallied 12 points, five rebounds, two dunks, and a steal. Senior center **Marijan Pojatina** (pronounced "Mar-E-ahn, POE-yah-ta-nah") now has 96 blocks in his career, which ranks him fourth on Furman's all-time ledger. Sophomore guard/forward **Ben Earle** underwent arthroscopic surgery on Jan. 13 to repair torn knee cartilage but could possibly return to action Saturday against Wofford. Furman announced the signing of 6-foot-2 wing guard **Jadee Jones** from Apple Valley, Minn., in November. As a junior at DeLaSalle (Minn.) High School, he averaged 18.0 ppg, shot 45.0 percent from three-point range, and earned all-state honors. This year he is attending Hopkins High School in Minneapolis. Last year's 8-8 Southern Conference South Division mark represented the program's first .500 conference campaign since the 1991-92 season (9-5) and first non-losing league record since the SoCon went to divisional play in 1994-95. Furman's biggest win a year ago was an 84-71 triumph over eventual league tournament champion East Tennessee State in Johnson City. Furman was a consensus preseason No. 5 pick in separate polls by league head coaches and media in the six-team south division. The Paladins lost their top four scorers and three leading rebounders from a year ago, including forward **Karim Souchu** (19.5 ppg/4.5 rpg), who completed his career with 2,014

points, good for fourth place on Furman's all-time scoring chart. Furman also graduated point guard **Guilherme Da Luz** (11.4 ppg/4.2 rpg/149 assists), who last year became the first player in SoCon history to tally 1,000 points (1,253), 600 assists (668), 500 rebounds (512), and 200 steals (205). In addition, the Paladins graduated forward **Kenny Zeigler** (8.3 ppg/7.8 rpg). This year Furman will celebrate the 50th anniversary of Paladin All-American **Frank Selvy's** senior season with ceremonies at the Paladins' home game versus The Citadel (Feb. 21). A native of Corbin, Ky., who currently lives just outside Greenville, Selvy led the nation in scoring (41.7 ppg), tallied an NCAA record 100 points in a 149-95 win over Newberry College on Feb. 13, 1954 at Greenville's Textile Hall, and was named NCAA Player-of-the-Year in 1954 after helping Furman to a 21-6 season that featured wins over South Carolina, Clemson, Virginia Tech, Georgia Tech, and Manhattan, among others. The NBA's No. 1 Draft pick in 1954 by the Baltimore Bullets, he played nine seasons in the NBA, including five with the Los Angeles Lakers, where he played alongside future Hall-of-Famers **Jerry West** and **Elgin Baylor**. He still holds five NCAA records, 10 Southern Conference standards, and 17 school records, and is a member of both the Furman and South Carolina Athletic Halls of Fame. His jersey No. 28 is one of only four retired numbers in Furman basketball history. Selvy was also recently ranked (No. 50) by *Street & Smith's Magazine* among the 100 greatest players in college basketball history.

FACTS ABOUT FURMAN

Founded in 1826 and located in Greenville, S.C., Furman University, a private liberal arts institution, is ranked as one of the 50 finest liberal arts colleges in the country by *U.S. News and World Report*. Furman's 2,600 students, who represent 46 states and 39 countries, enjoy a collegiate experience on a 750-acre campus that was recently ranked by the American Society of Landscape Architects as one of America's 362 most beautifully landscaped places. Furman graduates have excelled in many fields, and among a few of the notables are **John Broadus Watson**, the "father of behavioral psychology"; **Charles Townes**, Nobel-Prize winning inventor of the laser and maser; **Richard W. Riley**, former United States Department of Education Secretary; Keith Lockhart, the conductor of the Boston Pops; **Betsy King** and **Beth Daniel**, LPGA Hall-of-Fame members; and **Mark Sanford**, South Carolina's current governor. Former Cincinnati Bengals head coach **Sam Wyche** is a Furman graduate. A member of the Southern Conference since 1936, Furman boasts a 17-sport intercollegiate athletics program that ranks among the finest in the country. Within the past year the university's football, men's soccer, women's soccer, men's tennis, women's tennis, and women's golf teams have participated in NCAA Tournament play. During the 2001-02 school year 29 Furman student-athletes earned All-America honors.

2003-04 FURMAN PALADINS ROSTER

No.	Name	Pos.	Ht.	Wt.	Yr.	Hometown	Last School
1	Moussa Diagne	F	6-8	210	Fr.	Thies, Senegal	Mount Olive (Ga.) Preparatory School
3	Tony Carter	G	6-0	170	So.	Burlington, N.C.	Williams High School
4	Robby Bostain	G/F	6-3	185	R-Fr.	Duluth, Ga.	Brookwood High School
5	Maleye Ndoye	F	6-8	205	Sr.	Dakar, Senegal	Washington (Tenn.) Academy
10	Marijan Pojatina	C	6-11	205	Sr.	Zagreb, Croatia	XI School
13	Eric Webb	G	6-2	185	Fr.	Grand Rapids, Minn.	Grand Rapids High School
15	Daniel Sperry	F	6-6	200	So.	St. Simons Island, Ga.	Glynn Academy
21	Ben Earle	G/F	6-5	190	R-So.	Standish, Me.	Gordon (Mass.) College
22	Gerad Punch	G/F	6-4	200	Fr.	Phoenix, Ariz.	Brophy Preparatory School
24	Ryan Carson	G	6-3	180	Jr.	Charlotte, N.C.	Providence Day School
32	Quan Prowell	F	6-8	210	Fr.	Columbus, Ga.	Jordan High School
41	Nick Sanders	F	6-7	215	Jr.	Leavenworth, Kan.	Leavenworth High School
43	Julius van de Laar	F	6-7	225	Fr.	Heidelberg, Germany	Urspring High School
45	Cedrick Price	C	6-9	245	Jr.	Savannah, Ga.	Fork Union (Va.) Military Academy

Head Coach: Larry Davis (Asbury '78)

Assistant Coaches: Ken Potosnak (Randolph-Macon '90), Niko Medved (Minnesota '97), Mike Shedd (Purdue '97)

THE LARRY DAVIS FILE

PERSONAL

Full Name: Larry Allen Davis
 Born: June 3, 1956, in Mount Sterling, Ky.
 Wife: The former Treva Baird of Kingsport, Tenn.
 Married: September 3, 1977, in Wilmore, Ky.
 Children: Morgan (17) and Jordan (12)

EDUCATION

Wapahani High School (Ind.), 1974
 Asbury College (Ky.), B.A., Education, 1978
 East Tennessee State University, M.A., Physical Education, 1982

PLAYING CAREER

Wapahani High School (Ind.)
 ✎ Basketball (two letters, team captain)
 ✎ Baseball (four letters, team captain)
 ✎ Outstanding Athlete, 1974
 Asbury College (Ky.)
 ✎ Soccer (four letters)
 ✎ Track & Field (four letters)



COACHING CAREER

Year	School	Responsibility	Overall Record	Conf. Record	Conf. Finish	Conf.
1979-80	East Tennessee State	Graduate Assistant Coach	15-13	8-7	(4th)	SoCon
1980-81	East Tennessee State	Graduate Assistant Coach	13-14	9-7	(4th)	SoCon
1981-82	East Tennessee State	Graduate Assistant Coach	13-15	8-8	(4th)	SoCon
1982-83	Cloverport High School (Ky.)	Head Coach	15-13			...
1983-84	Oak Hill Academy (Va.)	Head Coach	25-5			...
1984-85	Oak Hill Academy (Va.)	Head Coach	26-4			...
1985-86	Delaware	Assistant Coach	11-16	4-10	(8th)	East Coast
1986-87	Delaware	Assistant Coach	12-16	3-11	(8th)	East Coast
1987-88	Delaware	Assistant Coach	19-9	9-5	(T2nd)	East Coast
1988-89	Delaware	Assistant Coach	14-14	6-8	(6th)	East Coast
1989-90	Wake Forest	Assistant Coach	12-16	3-11	(8th)	ACC
1990-91	Wake Forest	Assistant Coach	*19-11	8-6	(3rd)	ACC
1991-92	Wake Forest	Assistant Coach	*17-12	7-9	(6th)	ACC
1992-93	Wake Forest	Assistant Coach	*21-9	10-6	(3rd)	ACC
1993-94	Ball State	Assistant Coach	16-12	11-7	(4th)	MAC
1994-95	Minnesota	Assistant Coach	*19-12	10-8	(T5th)	Big Ten
1995-96	Minnesota	Assistant Coach	#19-13	10-8	(T5th)	Big Ten
1996-97	Minnesota	Assistant Coach	*31-4	16-2	(1st)	Big Ten
1997-98	Furman	Head Coach	9-20	5-9	(4th)	Southern
1998-99	Furman	Head Coach	12-16	5-11	(5th)	Southern
1999-00	Furman	Head Coach	14-18	5-10	(6th)	Southern
2000-01	Furman	Head Coach	10-16	5-11	(6th)	Southern
2001-02	Furman	Head Coach	17-14	7-9	(5th)	Southern
2002-03	Furman	Head Coach	14-17	8-8	(3rd)	Southern
2003-04	Furman	Head Coach	9-7	1-4		

* NCAA Tournament
 # National Invitation Tournament

COLLEGIATE HEAD COACHING RECORD

Furman — 85-108, 7th Year (.440)

**2004 Southern Conference
Men's Basketball Championship
North Charleston Coliseum, North Charleston, S.C.
March 3-6, 2004**



#4 seed South

Session 1, Game 1
March 3, noon
#5 seed North

Session 3, Game 5
March 4, noon
#1 seed North

#2 seed South

Session 3, Game 6
March 4, 30 minutes after
Game 5

#3 seed North

Session 1, Game 2
March 3, 30 minutes
after Game 1
#6 seed South

#4 seed North

Session 2, Game 3
March 3, 6:00 p.m.
#5 seed South

Session 4, Game 7
March 4, 6:00 p.m.
#1 seed South

#2 seed North

Session 4, Game 8
March 4, 30 minutes
after Game 7

#3 seed South

Session 2, Game 4
March 3, 30 minutes
after Game 3
#6 seed North

Session 5, Game 9
March 5, 6:00 p.m.
LIVE ON CSS

CHAMPIONSHIP GAME
Session 6, Game 11
March 6, 1:00 p.m.
LIVE ON ESPN

Session 5, Game 10
March 5, 30 minutes after
Game 9
LIVE ON CSS

**2003-04 FURMAN PALADINS BASKETBALL
SEASON BOX SCORE
ALL GAMES**

RECORD:	OVERALL	HOME	AWAY	NEUTRAL
ALL GAMES.....	(9-7)	(6-2)	(3-5)	(0-0)
CONFERENCE.....	(1-4)	(0-2)	(1-2)	(0-0)
NON-CONFERENCE.....	(8-3)	(6-0)	(2-3)	(0-0)

DATE	TIME	OPPONENT	SCORE	ATTEND	HIGH POINTS	HIGH REBOUNDS
11/22/03	7:00 p.m.	at James Madison	72-78	L 3784	(32)NDOYE, Maleye	(7)POJATINA, Marijan
11/24/03	7:00 p.m.	SOUTHERN WESLEYAN	W 77-53	1032	(17)WEBB, Eric	(9)SANDERS, Nick
11/26/03	7:00 p.m.	GREENSBORO COLLEGE	W 74-49	1053	(16)PROWELL, Quan	(7)NDOYE, Maleye (7)BOSTAIN, Robby
11/30/03	1:00 p.m.	at Minnesota	84-91	LOT 11850	(32)NDOYE, Maleye	(9)NDOYE, Maleye
12/03/03	7:35 p.m.	* at UNCG	65-73	L 1090	(22)PROWELL, Quan	(7)PROWELL, Quan
12/06/03	1:05 p.m.	at UNI	W 64-55	1282	(18)BOSTAIN, Robby	(11)SANDERS, Nick
12/14/03	2:00 p.m.	at UNC Asheville	W 60-56	750	(11)WEBB, Eric (11)BOSTAIN, Robby	(8)NDOYE, Maleye (8)PROWELL, Quan
12/17/03	8:00 p.m.	at Ohio State	68-70	L 12248	(20)WEBB, Eric	(7)NDOYE, Maleye
12/20/03	2:30 p.m.	HIGH POINT	W 98-87	1259	(27)NDOYE, Maleye	(8)BOSTAIN, Robby
12/29/03	8:00 p.m.	BETHUNE-COOKMAN	W 62-49	1142	(14)PROWELL, Quan	(9)CARTER, Tony
12/30/03	7:45 p.m.	LIPSCOMB	W 92-56	1622	(18)PROWELL, Quan	(6)BOSTAIN, Robby
01/05/04	7:00 p.m.	* EAST TENNESSEE STATE	68-69	L 2261	(12)CARTER, Tony	(11)SANDERS, Nick
01/10/04	6:15 p.m.	* at Coll of Charleston	65-70	L 3468	(13)BOSTAIN, Robby	(9)SANDERS, Nick
01/13/04	7:00 p.m.	ERSKINE	W 89-51	1813	(16)PROWELL, Quan	(9)PROWELL, Quan
01/17/04	12:00 p.m.	* GEORGIA SOUTHERN	67-71	L 2121	(15)NDOYE, Maleye	(6)BOSTAIN, Robby
1/19/04	7:00 p.m.	* at The Citadel	W 76-61	1190	(27)NDOYE, Maleye	(11)SANDERS, Nick

* Conference game

ATTENDANCE SUMMARY	GAMES	TOTALS	AVG/GAME
HOME.....	8	12303	1538
AWAY.....	8	35662	4458
NEUTRAL.....	0	0	0
TOTAL.....	16	47965	2998

## Player	GP-GS	---TOTAL---			---3-PTS---			---REBOUNDS---												
		Min--Avg	FG-FGA	Pct	3FG-FGA	Pct	FT-FTA	Pct	Off	Def	Tot	Avg	PF	FO	A	TO	Blk	Stl	Pts	Avg
05 NDOYE, Maleye.....	16-16	476 29.8	82-175	.469	25-59	.424	39-49	.796	17	63	80	5.0	30	1	18	26	8	16	228	14.3
32 PROWELL, Quan.....	16-1	361 22.6	67-119	.563	10-25	.400	28-38	.737	23	54	77	4.8	51	2	10	28	17	15	172	10.8
04 BOSTAIN, Robby....	16-16	382 23.9	56-148	.378	9-47	.191	47-61	.770	26	46	72	4.5	15	0	43	29	1	24	168	10.5
13 WEBB, Eric.....	16-0	402 25.1	47-114	.412	32-84	.381	29-35	.829	11	31	42	2.6	20	0	48	47	0	17	155	9.7
03 CARTER, Tony.....	16-16	475 29.7	48-109	.440	18-52	.346	33-62	.532	16	48	64	4.0	27	2	58	43	0	32	147	9.2
01 DIAGNE, Moussa....	9-0	171 19.0	33-63	.524	1-7	.143	7-12	.583	15	15	30	3.3	26	0	4	13	5	9	74	8.2
41 SANDERS, Nick.....	16-16	457 28.6	37-76	.487	5-16	.313	27-37	.730	32	65	97	6.1	44	2	35	22	4	20	106	6.6
21 EARLE, Ben.....	12-0	155 12.9	16-38	.421	9-25	.360	4-10	.400	3	9	12	1.0	12	0	5	9	1	6	45	3.8
10 POJATINA, Marijan..	15-15	215 14.3	22-54	.407	0-1	.000	11-25	.440	13	33	46	3.1	40	1	12	19	22	2	55	3.7
24 CARSON, Ryan.....	7-0	27 3.9	4-10	.400	2-8	.250	2-2	1.000	0	3	3	0.4	3	0	3	1	0	3	12	1.7
43 VAN DE LAAR, Julius	3-0	12 4.0	2-2	1.000	0-0	.000	0-0	.000	2	1	3	1.0	0	0	3	2	0	2	4	1.3
22 PUNCH, Gerad.....	11-0	52 4.7	2-10	.200	1-7	.143	4-5	.800	3	13	16	1.5	4	0	5	3	0	4	9	0.8
45 PRICE, Cedrick....	9-0	32 3.6	3-8	.375	0-0	.000	0-0	.000	0	6	6	0.7	1	0	1	2	0	0	6	0.7
15 SPERRY, Daniel.....	3-0	8 2.7	0-2	.000	0-0	.000	0-2	.000	1	0	1	0.3	2	0	0	1	0	0	0	0.0
TEAM.....										18	30	48	3.0	0		4				

Total.....	16	3225	419-928	.452	112-331	.338	231-338	.683	180	417	597	37.3	275	8	245	249	58	150	1181	73.8
Opponents.....	16	3225	376-913	.412	94-294	.320	193-297	.650	175	386	561	35.1	315	-	186	280	30	143	1039	64.9

DEADBALL REBOUNDS:	OFF	DEF	TOTAL
Furman.....	48	1	49
Opponents.....	50	0	50

2003-04 FURMAN PALADINS BASKETBALL

FURMAN TEAM GAME-BY-GAME

ALL GAMES

Opponent	Date	Score	W/L	---TOTAL---		--3-PTRS--		FT-FTA		Pct		---REBOUNDS---				PF	A	TO	Blk	Stl	Pts---Avg
				FG-FGA	Pct	3FG-FGA	Pct	Off	Def	Tot	Avg										
at James Madison	11/22/03	72-78	L	21-62	.339	9-29	.310	21-28	.750	15	21	36	36.0	17	10	15	3	10	72	72.0	
SOUTHERN WESLEYAN	11/24/03	77-53	W	27-60	.450	7-23	.304	16-26	.615	15	30	45	40.5	17	18	24	5	12	77	74.5	
GREENSBORO COLLEGE	11/26/03	74-49	W	25-67	.373	9-22	.409	15-22	.682	19	22	41	40.7	13	19	15	5	17	74	74.3	
at Minnesota	11/30/03	84-91	Lot	35-66	.530	4-19	.211	10-16	.625	9	24	33	38.8	24	20	12	4	11	84	76.8	
at UNC-Greensboro	12/03/03	65-73	L	26-57	.456	6-20	.300	7-11	.636	8	22	30	37.0	13	14	14	3	5	65	74.4	
at Northern Iowa	12/06/03	64-55	W	24-57	.421	2-13	.154	14-24	.583	9	34	43	38.0	22	15	8	2	9	64	72.7	
at UNC Asheville	12/14/03	60-56	W	21-64	.328	7-30	.233	11-19	.579	15	24	39	38.1	11	10	11	3	8	60	70.9	
at Ohio State	12/17/03	68-70	L	24-49	.490	12-22	.545	8-11	.727	4	24	28	36.9	20	15	16	2	5	68	70.5	
HIGH POINT	12/20/03	98-87	W	29-53	.547	11-24	.458	29-36	.806	9	26	35	36.7	22	15	22	1	8	98	73.6	
BETHUNE-COOKMAN	12/29/03	62-49	W	20-51	.392	4-16	.250	18-24	.750	12	27	39	36.9	10	11	17	3	5	62	72.4	
LIPSCOMB	12/30/03	92-56	W	33-54	.611	13-23	.565	13-19	.684	8	33	41	37.3	17	25	18	6	10	92	74.2	
EAST TENNESSEE STATE	01/05/04	68-69	L	25-58	.431	5-18	.278	13-17	.765	12	26	38	37.3	15	15	22	4	9	68	73.7	
at Coll of Charleston	01/10/04	65-70	L	24-62	.387	2-12	.167	15-18	.833	15	21	36	37.2	25	12	13	3	9	65	73.0	
ERSKINE	01/13/04	89-51	W	32-59	.542	9-23	.391	16-25	.640	12	32	44	37.7	20	18	12	7	11	89	74.1	
GEORGIA SOUTHERN	01/17/04	67-71	L	28-57	.491	4-15	.267	7-12	.583	8	25	33	37.4	13	15	18	4	7	67	73.7	
at The Citadel	1/19/04	76-61	W	25-52	.481	8-22	.364	18-30	.600	10	26	36	37.3	16	13	12	3	14	76	73.8	

Furman		1181		419-928	.452	112-331	.338	231-338	.683	180	417	597	37.3	275	245	249	58	150	1181	73.8	
Opponents		1039		376-913	.412	94-294	.320	193-297	.650	175	386	561	35.1	315	186	280	30	143	1039	64.9	

Games played: 16
 Points/game: 73.8
 FG Pct: 45.2
 3FG Pct: 33.8
 FT Pct: 68.3

Rebounds/game: 37.3
 Assists/game: 15.3
 Turnovers/game: 15.6
 Assist/turnover ratio: 1.0
 Steals/game: 9.4
 Blocks/game: 3.6

2003-04 FURMAN PALADINS BASKETBALL

OPPONENT GAME-BY-GAME

ALL GAMES

Opponent	Date	Score	W/L	---TOTAL---		--3-PTRS--		FT-FTA		Pct		---REBOUNDS---				PF	A	TO	Blk	Stl	Pts---Avg
				FG-FGA	Pct	3FG-FGA	Pct	Off	Def	Tot	Avg										
at James Madison	11/22/03	72-78	L	31-57	.544	7-13	.538	9-16	.563	7	29	36	36.0	21	14	20	4	6	78	78.0	
SOUTHERN WESLEYAN	11/24/03	77-53	W	20-63	.317	2-14	.143	11-20	.550	15	21	36	36.0	20	9	25	1	15	53	65.5	
GREENSBORO COLLEGE	11/26/03	74-49	W	15-42	.357	7-15	.467	12-15	.800	7	26	33	35.0	19	9	29	2	8	49	60.0	
at Minnesota	11/30/03	84-91	Lot	30-59	.508	8-16	.500	23-33	.697	13	26	39	36.0	18	18	16	3	8	91	67.8	
at UNC-Greensboro	12/03/03	65-73	L	27-59	.458	6-19	.316	13-18	.722	12	26	38	36.4	18	10	14	1	10	73	68.8	
at Northern Iowa	12/06/03	64-55	W	18-61	.295	4-31	.129	15-22	.682	13	29	42	37.3	22	7	12	1	4	55	66.5	
at UNC Asheville	12/14/03	60-56	W	23-53	.434	4-16	.250	6-10	.600	9	31	40	37.7	15	13	19	4	5	56	65.0	
at Ohio State	12/17/03	68-70	L	27-57	.474	2-11	.182	14-21	.667	11	23	34	37.2	15	11	10	1	9	70	65.6	
HIGH POINT	12/20/03	98-87	W	31-66	.470	5-15	.333	20-27	.741	14	19	33	36.8	29	13	17	2	17	87	68.0	
BETHUNE-COOKMAN	12/29/03	62-49	W	19-58	.328	7-23	.304	4-6	.667	12	23	35	36.6	18	9	18	1	11	49	66.1	
LIPSCOMB	12/30/03	92-56	W	20-62	.323	4-20	.200	12-21	.571	12	16	28	35.8	18	11	13	1	9	56	65.2	
EAST TENNESSEE STATE	01/05/04	68-69	L	27-64	.422	6-14	.429	9-15	.600	13	24	37	35.9	21	13	18	2	13	69	65.5	
at Coll of Charleston	01/10/04	65-70	L	20-43	.465	9-22	.409	21-32	.656	9	25	34	35.8	19	11	19	5	9	70	65.8	
ERSKINE	01/13/04	89-51	W	19-52	.365	8-20	.400	5-15	.333	7	20	27	35.1	21	8	18	1	5	51	64.8	
at The Citadel	1/19/04	76-61	W	21-54	.389	8-22	.364	11-15	.733	10	24	34	35.1	24	11	19	1	6	61	64.9	

Opponents		1039		376-913	.412	94-294	.320	193-297	.650	175	386	561	35.1	315	186	280	30	143	1039	64.9	
Furman		1181		419-928	.452	112-331	.338	231-338	.683	180	417	597	37.3	275	245	249	58	150	1181	73.8	

Games played: 16
 Points/game: 64.9
 FG Pct: 41.2
 3FG Pct: 32.0
 FT Pct: 65.0

Rebounds/game: 35.1
 Assists/game: 11.6
 Turnovers/game: 17.5
 Assist/turnover ratio: 0.7
 Steals/game: 8.9
 Blocks/game: 1.9

2003-04 FURMAN PALADINS BASKETBALL
FURMAN HIGH/LOW ANALYSIS
ALL GAMES

FURMAN - GAME HIGHS

POINTS.....	98	vs High Point (12/20/03)
FIELD GOALS MADE.....	35	at Minnesota (11/30/03)
FIELD GOAL ATTEMPTS.....	67	vs Greensboro College (11/26/03)
FIELD GOAL PERCENTAGE.....	.611 (33-54)	vs Lipscomb (12/30/03)
3 PT FIELD GOALS MADE.....	13	vs Lipscomb (12/30/03)
3 PT FG ATTEMPTS.....	30	at UNC Asheville (12/14/03)
3 PT FG PERCENTAGE.....	.565 (13-23)	vs Lipscomb (12/30/03)
FREE THROWS MADE.....	29	vs High Point (12/20/03)
FREE THROW ATTEMPTS.....	36	vs High Point (12/20/03)
FREE THROW PERCENTAGE.....	.833 (15-18)	at Coll of Charleston (01/10/04)
REBOUNDS.....	45	vs Southern Wesleyan (11/24/03)
ASSISTS.....	25	vs Lipscomb (12/30/03)
STEALS.....	17	vs Greensboro College (11/26/03)
BLOCKED SHOTS.....	7	vs Erskine (01/13/04)
TURNOVERS.....	24	vs Southern Wesleyan (11/24/03)
FOULS.....	25	at Coll of Charleston (01/10/04)

FURMAN - GAME LOWS

POINTS.....	60	at UNC Asheville (12/14/03)
FIELD GOALS MADE.....	20	vs Bethune-Cookman (12/29/03)
FIELD GOAL ATTEMPTS.....	49	at Ohio State (12/17/03)
FIELD GOAL PERCENTAGE.....	.328 (21-64)	at UNC Asheville (12/14/03)
3 PT FIELD GOALS MADE.....	2	at Northern Iowa (12/06/03)
	2	at Coll of Charleston (01/10/04)
3 PT FG ATTEMPTS.....	12	at Coll of Charleston (01/10/04)
3 PT FG PERCENTAGE.....	.154 (2-13)	at Northern Iowa (12/06/03)
FREE THROWS MADE.....	7	at UNC-Greensboro (12/03/03)
	7	vs Georgia Southern (01/17/04)
FREE THROW ATTEMPTS.....	11	at UNC-Greensboro (12/03/03)
	11	at Ohio State (12/17/03)
FREE THROW PERCENTAGE.....	.579 (11-19)	at UNC Asheville (12/14/03)
REBOUNDS.....	28	at Ohio State (12/17/03)
ASSISTS.....	10	at James Madison (11/22/03)
	10	at UNC Asheville (12/14/03)
STEALS.....	5	at UNC-Greensboro (12/03/03)
	5	at Ohio State (12/17/03)
	5	vs Bethune-Cookman (12/29/03)
BLOCKED SHOTS.....	1	vs High Point (12/20/03)
TURNOVERS.....	8	at Northern Iowa (12/06/03)
FOULS.....	10	vs Bethune-Cookman (12/29/03)

FURMAN - INDIVIDUAL GAME HIGHS

POINTS.....	32	NDOYE, Maleye at Minnesota (11/30/03)
	32	NDOYE, Maleye at James Madison (11/22/03)
FIELD GOALS MADE.....	14	NDOYE, Maleye at Minnesota (11/30/03)
FIELD GOAL ATT.....	21	NDOYE, Maleye at Minnesota (11/30/03)
FG PCT (min 5 made).....	.900 (9-10)	PROWELL, Quan at UNC-Greensboro (12/03/03)
3 PT FG MADE.....	6	NDOYE, Maleye at The Citadel (1/19/04)
	6	WEBB, Eric at Ohio State (12/17/03)
3 PT FG ATTEMPTS.....	10	WEBB, Eric at UNC Asheville (12/14/03)
3-PT FG PCT (min 2 made).....	1.000 (3-3)	EARLE, Ben vs Lipscomb (12/30/03)
	1.000 (2-2)	PROWELL, Quan vs Greensboro College (11/26/03)
FREE THROWS MADE.....	14	NDOYE, Maleye at James Madison (11/22/03)
FREE THROW ATT.....	18	NDOYE, Maleye at James Madison (11/22/03)
FT PCT (min 5 made).....	1.000 (6-6)	SANDERS, Nick vs East Tennessee State (01/05/04)
	1.000 (6-6)	PROWELL, Quan vs Bethune-Cookman (12/29/03)
REBOUNDS.....	11	SANDERS, Nick at The Citadel (1/19/04)
	11	SANDERS, Nick vs East Tennessee State (01/05/04)
	11	SANDERS, Nick at Northern Iowa (12/06/03)
ASSISTS.....	9	WEBB, Eric vs Lipscomb (12/30/03)
	9	CARTER, Tony at Minnesota (11/30/03)
STEALS.....	5	CARTER, Tony at Minnesota (11/30/03)
BLOCKED SHOTS.....	5	PROWELL, Quan vs Erskine (01/13/04)
TURNOVERS.....	7	CARTER, Tony vs East Tennessee State (01/05/04)
FOULS.....	5	CARTER, Tony at Coll of Charleston (01/10/04)
	5	PROWELL, Quan at Coll of Charleston (01/10/04)
	5	CARTER, Tony at Northern Iowa (12/06/03)
	5	SANDERS, Nick at UNC-Greensboro (12/03/03)
	5	SANDERS, Nick at Minnesota (11/30/03)
	5	NDOYE, Maleye at Minnesota (11/30/03)
	5	PROWELL, Quan at Minnesota (11/30/03)
	5	POJATINA, Marijan at Minnesota (11/30/03)

**2003-04 FURMAN PALADINS BASKETBALL
 FURMAN HIGH/LOW ANALYSIS
 ALL GAMES**


			OPPONENT - GAME HIGHS
POINTS.....	91		at Minnesota (11/30/03)
FIELD GOALS MADE.....	31		vs High Point (12/20/03)
	31		at James Madison (11/22/03)
FIELD GOAL ATTEMPTS.....	66		vs High Point (12/20/03)
FIELD GOAL PERCENTAGE.....	.544	(31-57)	at James Madison (11/22/03)
3 PT FIELD GOALS MADE.....	9		at Coll of Charleston (01/10/04)
3 PT FG ATTEMPTS.....	31		at Northern Iowa (12/06/03)
3 PT FG PERCENTAGE.....	.538	(7-13)	at James Madison (11/22/03)
FREE THROWS MADE.....	23		at Minnesota (11/30/03)
FREE THROW ATTEMPTS.....	33		at Minnesota (11/30/03)
FREE THROW PERCENTAGE.....	.800	(12-15)	vs Greensboro College (11/26/03)
REBOUNDS.....	42		at Northern Iowa (12/06/03)
ASSISTS.....	19		vs Georgia Southern (01/17/04)
STEALS.....	17		vs High Point (12/20/03)
BLOCKED SHOTS.....	5		at Coll of Charleston (01/10/04)
TURNOVERS.....	29		vs Greensboro College (11/26/03)
FOULS.....	29		vs High Point (12/20/03)

			OPPONENT - GAME LOWS
POINTS.....	49		vs Greensboro College (11/26/03)
	49		vs Bethune-Cookman (12/29/03)
FIELD GOALS MADE.....	15		vs Greensboro College (11/26/03)
FIELD GOAL ATTEMPTS.....	42		vs Greensboro College (11/26/03)
FIELD GOAL PERCENTAGE.....	.295	(18-61)	at Northern Iowa (12/06/03)
3 PT FIELD GOALS MADE.....	2		vs Southern Wesleyan (11/24/03)
	2		at Ohio State (12/17/03)
3 PT FG ATTEMPTS.....	11		at Ohio State (12/17/03)
3 PT FG PERCENTAGE.....	.129	(4-31)	at Northern Iowa (12/06/03)
FREE THROWS MADE.....	4		vs Bethune-Cookman (12/29/03)
FREE THROW ATTEMPTS.....	6		vs Bethune-Cookman (12/29/03)
FREE THROW PERCENTAGE.....	.333	(5-15)	vs Erskine (01/13/04)
REBOUNDS.....	27		vs Erskine (01/13/04)
ASSISTS.....	7		at Northern Iowa (12/06/03)
STEALS.....	4		at Northern Iowa (12/06/03)
BLOCKED SHOTS.....	0		vs Georgia Southern (01/17/04)
TURNOVERS.....	10		at Ohio State (12/17/03)
FOULS.....	15		at UNC Asheville (12/14/03)
	15		at Ohio State (12/17/03)

I Moussa Diagne

Forward, 6-8, 210, Freshman

Thies, Senegal ▲ Mount Olive (Ga.) Preparatory School



2003-04 SEASON SUMMARY

Opponent	Date	GS	Min	----TOTAL----		-----3-PTS-----		FT-FTA	.Pct	----REBOUNDS----					A	TO	Blk	Stl	Pts.	Avg	
				FG-FGA	.Pct	3PFG-FGA	.Pct			Off	Def	Tot	Avg	PF							FO
@ Ohio State	12-17-03		26	2-6	.333	0-1	.000	1-2	.500	0	2	2	2.0	2	0	2	3	1	1	5	5.0
HIGH POINT	12-20-03		10	0-1	.000	0-1	.000	0-0	.000	0	1	1	1.5	4	0	0	1	0	0	0	2.5
BETHUNE-COOKMAN	12-29-03		18	2-4	.500	0-0	.000	2-4	.500	2	1	3	2.0	4	0	1	2	0	1	6	3.7
LIPSCOMB	12-30-03		18	5-7	.714	1-2	.500	1-1	1.000	2	3	5	2.8	2	0	0	0	1	1	12	5.8
EAST TENNESSEE STATE	1-05-04		14	3-6	.500	0-0	.000	0-0	.000	1	0	1	2.4	4	0	0	2	2	0	6	5.8
@ College of Charleston	1-10-04		22	6-14	.429	0-1	.000	0-0	.000	3	2	5	2.8	4	0	0	1	0	2	12	6.8
ERSKINE	1-13-04		18	5-	.714	0-2	.000	3-3	1.000	2	2	4	3.0	2	0	1	2	0	1	13	7.7
GA. SOUTHERN	1-17-04		20	5-10	.500	0-0	.000	0-0	.000	3	2	5	3.3	3	0	0	1	1	0	10	8.0
@ The Citadel	1-19-04		25	5-8	.625	0-0	.000	0-2	.000	2	2	4	3.3	1	0	0	1	0	3	10	8.2
Totals		0	171	33-63	.524	1-7	.143	7-12	.583	15	15	30	3.3	26	0	4	13	5	9	74	8.2

#01 MOUSSA DIAGNE'S SUPERLATIVES/CAREER STATISTICS


CATEGORY	SEASON
Points:	13 vs. Erskine (1-13)
Field Goals Made:	6 vs. College of Charleston (1-10)
Field Goals Attempted:	14 vs. College of Charleston (1-10)
3-Point Field Goals Made:	1 vs. Lipscomb (12-30)
3-Point Field Goals Attempted: ..	2 vs. Lipscomb (12-30), vs. Erskine (1-13)
Free Throws Made:	3 vs. Erskine (1-13)
Free Throws Attempted:	4 vs. Bethune-Cookman (12-29)
Rebounds:	5 vs Lipscomb (12-30), vs. College of Charleston (1-10)
Assists:	2 vs. Ohio State (12-17)
Blocks:	2 vs. East Tennessee State (1-5)
Steals:	3 vs. The Citadel (1-19)
Minutes:	26 vs. Ohio State (12-17)

YEAR	GP-GS	MP-AVG	FGM-FGA	PCT	3P-3PA	PCT	FTM-FTA	PCT	REB-AVG	PF-D	A	TO	BK	ST	PTS	AVG
2003-04	9-0	171-19.0	33-63	.524	1-7	.143	7-12	.583	30-3.3	26-0	4	13	5	9	74	8.2

3 Tony Carter

Guard, 6-0, 170, Sophomore

Burlington, North Carolina ▲ Williams High School



2003-04 SEASON SUMMARY

Opponent	Date	GS	Min	----TOTAL----		-----3-PTS-----		FT-FTA		----REBOUNDS----				A	TO	Blk	Stl	Pts.	Avg			
				FG-FGA	.Pct	3PTG-FGA	.Pct		.Pct	Off	Def	Tot	Avg							PF	FO	
@ James Madison	11-22-03	*	39	4-8	.500	2-5	.400	2-2	1.000	2	1	3	3.0	3	0	4	2	0	3	12	12.0	
SO. WESLEYAN	11-24-03	*	25	2-4	.500	1-3	.333	2-5	.400	0	3	3	3.0	0	0	5	6	0	3	7	9.5	
GREENSBORO COLLEGE	11-26-03	*	21	2-7	.286	1-4	.250	3-8	.375	0	0	0	2.0	1	0	2	3	0	2	8	9.0	
@ Minnesota	11-30-03	*	38	4-9	.444	0-3	.000	0-2	.000	0	3	3	2.3	0	0	9	1	0	5	8	8.8	
@ UNC Greensboro	12-03-03	*	34	2-6	.333	0-2	.000	1-2	.500	0	3	3	2.4	1	0	4	1	0	0	5	8.0	
@ Northern Iowa	12-06-03	*	13	0-3	.000	0-1	.000	2-5	.400	1	3	4	2.7	5	1	2	2	0	1	2	7.0	
@ UNC Asheville	12-14-03	*	31	3-10	.300	1-6	.167	4-8	.500	3	3	6	2.7	0	0	3	3	0	1	11	7.6	
@ Ohio State	12-17-03	*	32	3-4	.750	2-3	.667	2-2	1.000	0	2	2	2.6	4	0	6	3	0	0	10	7.9	
HIGH POINT	12-20-03	*	24	7-10	.700	2-5	.400	2-3	.667	2	2	4	2.8	0	0	2	2	0	0	18	9.0	
BETHUNE-COOKMAN	12-29-03	*	32	3-9	.333	3-5	.600	2-2	1.000	3	6	9	3.4	2	0	3	0	0	2	11	9.2	
LIPSCOMB	12-30-03	*	32	0-3	.000	0-2	.000	1-2	.500	0	4	4	3.5	1	0	6	3	0	1	1	8.5	
EAST TENNESSEE STATE	1-05-04	*	33	4-9	.444	2-3	.667	2-3	.667	1	5	6	3.9	1	0	3	7	0	4	12	8.8	
@ College of Charleston	1-10-04	*	36	2-6	.333	2-4	.500	3-6	.500	1	3	4	3.9	5	1	1	4	0	1	9	8.8	
ERSKINE	1-13-04	*	24	2-6	.333	1-3	.333	0-0	.000	0	1	1	3.7	1	0	3	1	0	2	5	8.5	
GA. SOUTHERN	1-17-04	*	29	5-7	.714	0-1	.000	3-7	.429	1	4	5	3.8	3	0	3	4	0	4	13	8.8	
@ The Citadel	1-19-04	*	32	5-8	.625	1-2	.500	4-5	.800	2	5	7	4.0	0	0	2	1	0	3	15	9.2	
Totals			16	475	48-109	.440	18-52	.346	33-62	.532	16	48	64	4.0	27	2	58	43	0	32	147	9.2

#03 TONY CARTER'S SUPERLATIVES/CAREER STATISTICS


CATEGORY	SEASON	CAREER
Points:	18 vs. High Point (12-20)	20 vs. Western Carolina (1-13-03)
Field Goals Made:	7 vs. High Point (12-20)	7 vs. High Point (12-20-03)
Field Goals Attempted:	10 vs. UNC Asheville (12-14), vs. High Point (12-20)	11 vs. East Tennessee State (2-24-03)
3-Point Field Goals Made:	3 vs. Bethune-Cookman (12-29)	3 vs. three opponents
3-Point Field Goals Attempted:	6 vs. UNC Asheville (12-14)	6 vs. three opponents
Free Throws Made:	4 vs. UNC Asheville (12-14), vs. The Citadel (1-19)	9 vs. Western Carolina (1-13-03)
Free Throws Attempted:	8 vs. Greensboro (11-26), vs. UNC Asheville (12-14)	11 vs. Western Carolina (1-13-03)
Rebounds:	9 vs. Bethune-Cookman (12-29)	9 vs. Bethune-Cookman (12-29)
Assists:	9 vs. Minnesota (11-30)	9 vs. Minnesota (11-30-03)
Blocks:	None	1 vs. Chattanooga (12-16-02), vs. New Hampshire (12-28-02)
Steals:	5 vs. Minnesota (11-30)	5 vs. Minnesota (11-30)
Minutes:	39 vs. James Madison (11-22)	39 vs. James Madison (11-22-03)

YEAR	GP-GS	MP-AVG	FGM-FGA	PCT	3P-3PA	PCT	FTM-FTA	PCT	REB-AVG	PF-D	A	TO	BK	ST	PTS	AVG
2002-03	31-18	739-23.8	52-158	.329	23-81	.284	29-43	.674	95-3.1	45-0	52	37	2	35	156	5.0
2003-04	16-16	475-29.7	48-109	.440	18-52	.346	33-62	.532	64-4.0	27-2	58	43	0	32	147	9.2
Totals	47-34	1214-25.8	100-267	.374	41-133	.308	62-105	.590	159-3.4	72-2	110	80	2	67	303	6.4

4 Robby Bostain

Guard/Forward, 6-3, 185, R-Freshman

Duluth, Georgia ▲ Brookwood High School



2003-04 SEASON SUMMARY

Opponent	Date	GS	Min	----TOTAL----		-----3-PTS-----		FT-FTA		----REBOUNDS----		PF	FO	A	TO	Blk	Stl	Pts.	Avg			
				FG-FGA	.Pct	3PTG-FGA	.Pct		.Pct	Off	Def									Tot	Avg	
@ James Madison	11-22-03	*	24	3-14	.214	2-8	.250	3-4	.750	1	4	5	5.0	1	0	4	3	0	3	11	11.0	
SO. WESLEYAN	11-24-03	*	28	5-12	.417	0-2	.000	2-3	.667	3	3	6	5.5	1	0	3	1	0	3	12	11.5	
GREENSBORO COLLEGE	11-26-03	*	23	1-6	.167	1-2	.500	1-2	.500	3	4	7	6.0	0	0	6	0	0	2	4	9.0	
@ Minnesota	11-30-03	*	21	2-6	.333	0-1	.000	1-2	.500	0	5	5	5.8	2	0	2	2	0	0	5	8.0	
@ UNC Greensboro	12-03-03	*	17	1-7	.143	0-2	.000	0-0	.000	1	3	4	5.4	0	0	3	2	0	1	2	6.8	
@ Northern Iowa	12-06-03	*	30	6-12	.500	0-2	.000	6-7	.857	2	2	4	5.2	0	0	0	0	0	1	18	8.7	
@ UNC Asheville	12-14-03	*	28	3-10	.300	1-3	.333	4-4	1.000	3	1	4	5.0	1	0	1	2	0	1	11	9.0	
@ Ohio State	12-17-03	*	17	4-8	.500	0-2	.000	1-2	.500	0	1	1	4.5	2	0	1	2	0	2	9	9.0	
HIGH POINT	12-20-03	*	32	4-10	.400	0-3	.000	13-16	.813	1	7	8	4.9	2	0	5	4	0	1	21	10.3	
BETHUNE-COOKMAN	12-29-03	*	20	3-7	.429	0-3	.000	1-2	.500	1	0	1	4.5	0	0	1	3	0	1	7	10.0	
LIPSCOMB	12-30-03	*	19	5-9	.556	3-4	.750	4-6	.667	3	3	6	4.6	1	0	4	0	0	0	17	10.6	
EAST TENNESSEE STATE	1-5-04	*	28	3-10	.300	1-4	.250	2-2	1.000	1	2	3	4.5	0	0	1	4	0	2	9	10.5	
@ College of Charleston	1-10-04	*	23	5-13	.385	0-3	.000	3-3	1.000	3	1	4	4.5	1	0	3	0	1	2	13	10.7	
ERSKINE	1-13-04	*	20	5-10	.500	0-2	.000	3-3	1.000	3	2	5	4.5	2	0	1	2	0	1	13	10.9	
GA. SOUTHERN	1-17-04	*	27	4-9	.444	1-4	.250	1-1	1.000	1	5	6	4.6	0	0	3	2	0	1	10	10.8	
@ The Citadel	1-19-04	*	25	2-5	.400	0-2	.000	2-4	.500	0	3	3	4.5	2	0	5	2	0	3	6	10.5	
Totals			16	382	56-148	.378	9-47	.191	47-61	.770	26	46	72	4.5	15	0	43	29	1	24	168	10.5

#04 ROBBY BOSTAIN'S SUPERLATIVES/CAREER STATISTICS


CATEGORY	SEASON
Points:	21 vs. High Point (12-20)
Field Goals Made:	6 vs. Northern Iowa (12-6)
Field Goals Attempted:	14 vs. James Madison (11-22)
3-Point Field Goals Made:	3 vs. Lipscomb (12-30)
3-Point Field Goals Attempted: ..	8 vs. James Madison (11-22)
Free Throws Made:	13 vs. High Point (12-20)
Free Throws Attempted:	16 vs. High Point (12-20)
Rebounds:	8 vs. High Point (12-20)
Assists:	6 vs. Greensboro (11-26)
Blocks:	1 vs. College of Charleston (1-10)
Steals:	3 vs. three opponents
Minutes:	32 vs. High Point (12-20)

YEAR	GP-GS	MP-AVG	FGM-FGA	PCT	3P-3PA	PCT	FTM-FTA	PCT	REB-AVG	PF-D	A	TO	BK	ST	PTS	AVG
2003-04	16-16	382	56-148	.378	9-47	.191	47-61	.770	72-4.5	15-0	43	29	1	24	168	10.5

5 Maleye Ndoye

Forward, 6-8, 205, Senior

Dakar, Senegal ▲ Washington (Tenn.) Academy



2003-04 SEASON SUMMARY

Opponent	Date	GS	Min	----TOTAL----		-----3-PTS-----		FT-FTA		----REBOUNDS----											
				FG-FGA	.Pct	3PFG-FGA	.Pct	Pct	Pct	Off	Def	Tot	Avg	PF	FO	A	TO	Blk	Stl	Pts.	Avg
@ James Madison	11-22-03	*	35	8-16	.500	2-6	.333	14-18	.778	1	3	4	4.0	2	0	1	2	1	1	32	32.0
SO. WESLEYAN	11-24-03	*	22	3-9	.333	1-2	.500	1-2	.500	0	2	2	3.0	3	0	0	4	1	1	8	20.0
GREENSBORO COLLEGE	11-26-03	*	26	5-12	.417	2-5	.400	3-3	1.000	5	2	7	4.3	1	0	0	0	0	1	15	18.3
@ Minnesota	11-30-03	*	38	14-21	.667	2-5	.400	2-3	.667	2	7	9	5.5	5	1	1	0	1	2	32	21.8
@ UNC Greensboro	12-03-03	*	37	6-11	.545	2-3	.667	2-2	1.000	1	3	4	5.2	2	0	1	2	0	0	16	20.6
@ Northern Iowa	12-06-03	*	28	1-5	.200	0-1	.000	0-0	.000	0	3	3	4.8	2	0	0	1	0	3	2	17.5
@ UNC Asheville	12-14-03	*	37	4-15	.267	1-7	.143	0-0	.000	3	5	8	5.4	1	0	2	0	0	1	9	16.1
@ Ohio State	12-17-03	*	26	3-8	.375	1-2	.500	4-4	1.000	1	6	7	5.6	3	0	0	4	0	0	11	15.5
HIGH POINT	12-20-03	*	32	9-14	.643	4-6	.677	5-6	.833	2	5	7	5.8	0	0	2	2	0	3	27	16.8
BETHUNE-COOKMAN	12-29-03	*	30	5-12	.417	1-3	.333	0-0	.000	0	6	6	5.8	0	0	1	4	0	0	11	16.2
LIPSCOMB	12-30-03	*	24	2-5	.400	0-2	.000	3-5	.600	0	5	5	5.7	1	0	1	3	1	1	7	15.4
EAST TENNESSEE STATE	1-05-04	*	34	5-12	.417	1-4	.250	0-0	.000	1	5	6	5.7	1	0	3	0	0	1	11	15.1
@ College of Charleston	1-10-04	*	23	1-6	.167	0-0	.000	0-0	.000	0	0	0	5.2	3	0	0	3	2	0	2	14.1
ERSKINE	1-13-04	*	21	1-6	.167	1-2	.500	0-0	.000	0	5	5	5.2	1	0	2	0	1	0	3	13.3
GA. SOUTHERN	1-17-04	*	32	6-10	.600	1-3	.333	2-2	1.000	1	4	5	5.2	2	0	3	0	1	1	15	13.4
@ The Citadel	1-19-04	*	31	9-13	.692	6-8	.750	3-4	.750	0	2	2	5.0	3	0	1	1	0	1	27	14.3
Totals		16	476	82-175	.469	25-59	.424	39-49	.796	17	63	80	5.0	30	1	18	26	8	16	228	14.3

#05 MALEYE NDOYE'S SUPERLATIVES/CAREER STATISTICS

CATEGORY	SEASON	CAREER
Points:	32 vs. James Madison (11-22), vs. Minnesota (11-30)	32 vs. James Madison (11-22-03), vs. Minnesota (11-30-03)
Field Goals Made:	14 vs. Minnesota (11-30)	14 vs. Minnesota (11-30-03)
Field Goals Attempted:	21 vs. Minnesota (11-30)	21 vs. Minnesota (11-30-03)
3-Point Field Goals Made:	6 vs. The Citadel (1-19)	6 vs. The Citadel (1-19-04)
3-Point Field Goals Attempted:	8 vs. The Citadel (1-19)	8 vs. The Citadel (1-19-04)
Free Throws Made:	14 vs. James Madison (11-22)	14 vs. James Madison (11-22-03)
Free Throws Attempted:	18 vs. James Madison (11-22)	18 vs. James Madison (11-22-03)
Rebounds:	9 vs. Minnesota (11-30)	11 vs. Atlanta Christian (11-18-01), vs. St. Mary's (11-27-02)
Assists:	3 vs. East Tennessee State (1-5)	5 vs. UNC Asheville (12-4-01), vs. So. Wesleyan (11-24)
Blocks:	2 vs. College of Charleston (1-10)	2 vs. seven opponents
Steals:	3 vs. Northern Iowas (12-6)	4 vs. St. Mary's (11-27-02)
Minutes:	38 vs. Minnesota (11-30)	38 vs. Minnesota (11-30)

YEAR	GP-GS	MP-AVG	FGM-FGA	PCT	3P-3PA	PCT	FTM-FTA	PCT	REB-AVG	PF-D	A	TO	BK	ST	PTS	AVG
2000-01	26-6	387-14.9	39-81	.481	0-4	.000	12-21	.571	72-2.8	71-2	12	28	10	12	90	3.5
2001-02	30-4	507-16.9	79-163	.485	0-7	.000	24-36	.667	120-4.0	72-2	32	43	16	12	182	6.1
2002-03	25-16	447-17.9	51-123	.415	5-11	.455	22-37	.595	68-2.7	58-0	21	41	10	20	129	5.2
2003-04	16-16	476-29.8	82-175	.469	25-59	.424	39-49	.800	80-5.0	30-1	18	26	8	16	228	14.3
Totals	97-42	1817-18.7	251-542	.463	30-81	.370	97-143	.678	340-3.5	231-5	83	138	44	60	629	6.5

10 Marijan Pojatina

Center, 6-11, 205, Senior
Zagreb, Croatia ▲ XI School



2003-04 SEASON SUMMARY

Opponent	Date	GS	Min	TOTAL		3-PTS			REBOUNDS											Pts.	Avg	
				FG-FGA	.Pct	3PFG-FGA	.Pct	FT-FTA	.Pct	Off	Def	Tot	Avg	PF	FO	A	TO	Blk	Stl			
@ James Madison	11-22-03	*	16	0-4	.000	0-0	.000	1-2	.500	4	3	7	7.0	1	0	1	2	1	0	1	1.0	
SO. WESLEYAN	11-24-03	*	24	3-7	.429	0-1	.000	5-9	.556	1	6	7	7.0	3	0	2	4	4	1	11	6.0	
GREENSBORO COLLEGE	11-26-03	*	20	2-9	.222	0-0	.000	0-1	.000	1	3	4	6.0	3	0	0	2	3	0	4	5.3	
@ Minnesota	11-30-03	*	18	3-3	1.000	0-0	.000	0-1	.000	1	0	1	4.8	5	1	1	2	2	0	6	5.5	
@ UNC Greensboro	12-03-03	*	12	0-1	.000	0-0	.000	0-0	.000	0	3	3	4.4	0	0	0	0	1	0	0	4.4	
@ Northern Iowa	12-06-03	*	13	1-2	.500	0-0	.000	0-0	.000	0	2	2	4.0	4	0	3	0	1	0	2	4.0	
@ UNC Asheville	12-06-03	*	9	1-3	.333	0-0	.000	0-0	.000	0	1	1	3.6	4	0	0	1	1	1	2	3.7	
HIGH POINT	12-20-03	*	10	0-2	.000	0-0	.000	0-0	.000	0	2	2	3.4	4	0	0	2	0	0	0	3.3	
BETHUNE-COOKMAN	12-29-03	*	15	0-3	.000	0-0	.000	1-2	.500	0	2	2	3.2	0	0	1	0	2	0	1	3.0	
LIPSCOMB	12-30-03	*	15	3-4	.750	0-0	.000	2-3	.667	0	4	4	3.3	3	0	0	0	3	0	8	3.5	
EAST TENNESSEE STATE	1-05-04	*	20	2-5	.400	0-0	.000	1-4	.250	1	3	4	3.4	2	1	2	1	1	0	5	3.6	
@ College of Charleston	1-10-04	*	14	3-5	.600	0-0	.000	0-0	.000	1	1	2	3.3	2	0	1	1	0	0	6	3.8	
ERSKINE	1-13-04	*	15	3-3	1.000	0-0	.000	1-3	.333	3	3	6	3.5	3	0	0	2	1	0	7	4.1	
GA. SOUTHERN	1-17-04	*	7	1-2	.500	0-0	.000	0-0	.000	1	0	1	3.3	2	0	1	2	1	0	2	3.9	
@ The Citadel	1-19-04	*	7	0-1	.000	0-0	.000	0-0	.000	0	0	0	3.1	4	0	0	0	1	0	0	3.7	
Totals			15	215	22-54	.407	0-1	.000	11-25	.440	13	33	46	3.1	40	1	12	19	22	2	55	3.7

#10 MARIJAN POJATINA'S SUPERLATIVES/CAREER STATISTICS

CATEGORY	SEASON	CAREER
Points:	11 vs. So. Wesleyan (11-24)	11 vs. So. Wesleyan (11-24-03)
Field Goals Made:	3 vs. five opponents	4 vs. Davidson (2-3-01), vs. St. Mary's (11-27-02)
Field Goals Attempted:	9 vs. Greensboro (11-26)	9 vs. Greensboro (11-26)
3-Point Field Goals Made:	None	None
3-Point Field Goals Attempted:	1 vs. So. Wesleyan (11-24)	1 vs. So. Wesleyan (11-24-03)
Free Throws Made:	5 vs. So. Wesleyan (11-24)	5 vs. So. Wesleyan (11-24-03)
Free Throws Attempted:	9 vs. So. Wesleyan (11-24)	9 vs. So. Wesleyan (11-24-03)
Rebounds:	7 vs. James Madison (11-22), vs. So. Wesleyan (11-22)	8 vs. New Hampshire (12-28-02)
Assists:	3 vs. Northern Iowa (12-6)	3 vs. College of Charleston (2-8-03), vs. N. Iowa (12-6-03)
Blocks:	4 vs. So. Wesleyan (11-24)	5 vs. Georgia Southern (2-19-01)
Steals:	1 vs. So. Wesleyan (11-24), vs. UNC Asheville (12-14)	2 vs. Emory (12-8-01)
Minutes:	24 vs. So. Wesleyan (11-24)	30 vs. Chattanooga (2-5-01)

YEAR	GP-GS	MP-AVG	FGM-FGA	PCT	3P-3PA	PCT	FTM-FTA	PCT	REB-AVG	PF-D	A	TO	BK	ST	PTS	AVG
2000-01	20-5	278-13.9	19-44	.432	0-0	.000	3-10	.300	42-2.1	45-3	3	15	21	5	41	2.1
2001-02	22-1	155-7.0	16-29	.552	0-0	.000	3-4	.750	28-1.3	22-0	10	16	14	5	35	1.6
2002-03	30-21	419-14.0	45-83	.542	0-0	.000	11-16	.688	84-2.8	64-1	19	36	39	8	101	3.4
2003-04	15-15	215-14.3	22-54	.407	0-1	.000	11-25	.440	46-3.1	40-1	12	19	22	2	55	3.7
Totals	87-42	1067-12.3	102-210	.486	0-1	.000	28-55	.509	200-2.3	171-5	44	86	96	20	232	2.7

13 Eric Webb

Guard, 6-2, 185, Freshman

Grand Rapids, Minnesota ▲ Grand Rapids High School



2003-04 SEASON SUMMARY

Opponent	Date	GS	----TOTAL----		-----3-PTS-----		----REBOUNDS----														
			Min	FG-FGA	Pct	3PFG-FGA	Pct	FT-FTA	Pct	Off	Def	Tot	Avg	PF	FO	A	TO	Blk	Stl	Pts	Avg
@ James Madison	11-22-03		23	2-9	.222	2-7	.286	0-0	.000	1	1	2	2.0	1	0	0	5	0	0	6	6.0
SO. WESLEYAN	11-24-03		26	5-9	.556	4-8	.500	3-4	.750	1	2	3	2.5	0	0	3	2	0	1	17	11.5
GREENSBORO COLLEGE	11-26-03		24	4-6	.667	2-4	.500	2-2	1.000	1	3	4	3.0	1	0	3	3	0	2	12	11.7
@ Minnesota	11-30-03		34	1-8	.125	1-7	.143	4-4	1.000	0	3	3	3.0	1	0	4	3	0	1	7	10.5
@ UNC Greensboro	12-03-03		29	4-10	.400	2-7	.286	0-0	.000	2	1	3	3.0	2	0	3	4	0	2	10	10.4
@ Northern Iowa	12-06-03		31	3-8	.375	1-5	.200	4-6	.667	0	6	6	3.5	2	0	5	2	0	1	11	10.5
@ UNC Asheville	12-14-03		21	4-11	.364	3-10	.300	0-0	.000	1	1	2	3.3	1	0	1	3	0	1	11	10.6
@ Ohio State	12-17-03		30	7-9	.778	6-8	.750	0-1	.000	1	3	4	3.4	1	0	2	1	0	0	20	11.8
HIGH POINT	12-20-03		25	3-4	.750	3-4	.750	5-6	.833	0	4	4	3.4	2	0	3	4	0	0	14	12.0
BETHUNE-COOKMAN	12-29-03		27	0-6	.000	0-4	.000	2-2	1.000	2	1	3	3.4	0	0	2	1	0	0	2	11.0
LIPSCOMB	12-30-03		21	2-3	.667	1-2	.500	0-0	.000	0	2	2	3.3	2	0	9	4	0	2	5	10.5
EAST TENNESSEE STATE	1-05-04		19	2-5	.400	1-3	.333	2-2	1.000	0	0	0	3.0	1	0	2	3	0	1	7	10.2
@ College of Charleston	1-10-04		20	1-3	.333	0-2	.000	2-2	1.000	0	1	1	2.8	2	0	6	3	0	1	4	9.7
ERSKINE	1-13-04		24	4-9	.444	3-5	.600	0-0	.000	1	0	1	2.7	1	0	3	0	0	3	11	9.8
GA. SOUTHERN	1-17-04		23	3-6	.500	2-4	.500	0-0	.000	0	1	1	2.6	1	0	1	5	0	0	8	9.7
@ The Citadel	1-19-04		25	2-8	.250	1-4	.250	5-6	.833	1	2	3	2.6	2	0	1	4	0	2	10	9.7
Totals		0	402	47-114	.412	32-84	.381	29-35	.829	11	31	42	2.6	20	0	48	47	0	17	155	9.7


#13 ERIC WEBB'S SUPERLATIVES/CAREER STATISTICS

CATEGORY	SEASON
Points:	20 vs. Ohio State (12-17)
Field Goals Made:	7 vs. Ohio State (12-17)
Field Goals Attempted:	11 vs. UNC Asheville (12-14)
3-Point Field Goals Made:	6 vs. Ohio State (12-17)
3-Point Field Goals Attempted:	10 vs. UNC Asheville (12-14)
Free Throws Made:	5 vs. High Point (12-20)
Free Throws Attempted:	6 vs. Northern Iowa (12-6), vs. High Point (12-20)
Rebounds:	6 vs. Northern Iowa (12-6)
Assists:	9 vs. Lipscomb (12-30)
Blocks:	None
Steals:	3 vs. Erskine (1-13)
Minutes:	34 vs. Minnesota (11-30)

YEAR	GP-GS	MP-AVG	FGM-FGA	PCT	3P-3PA	PCT	FTM-FTA	PCT	REB-AVG	PF-D	A	TO	BK	ST	PTS	AVG
2003-04	16-0	402-25.1	47-114	.412	32-84	.381	29-35	.829	42-2.6	20-0	48	47	0	17	155	9.7

15 Daniel Sperry

Forward, 6-6, 200, Sophomore
 St. Simmons Island, Georgia ▲ Glynn Academy



2003-04 SEASON SUMMARY

Opponent	Date	GS	Min	----TOTAL----		-----3-PTS-----			----REBOUNDS----													
				FG-FGA	Pct	3PFG-FGA	Pct	FT-FTA	Pct	Off	Def	Tot	Avg	PF	FO	A	TO	Blk	Stl	Pts	Avg	
GREENSBORO COLLEGE	11-26-03		3	0-2	.000	0-0	.000	0-0	.000	1	0	1	1.5	0	0	0	0	0	0	0	0	0.0
LIPSCOMB	12-30-03		2	0-0	.000	0-0	.000	0-0	.000	0	0	0	1.0	0	0	0	0	0	0	0	0	0.0
ERSKINE	1-13-04		3	0-0	.000	0-0	.000	0-2	.000	0	0	0	0.3	2	0	0	1	0	0	0	0	0.0
Totals		0	8	0-2	.000	0-0	.000	0-2	.000	1	0	1	0.3	2	0	0	1	0	0	0	0	0.0


#15 DANIEL SPERRY'S SUPERLATIVES/CAREER STATISTICS

CATEGORY	SEASON	CAREER
Points:	None	4 vs. St. Mary's (11-27-02)
Field Goals Made:	None	2 vs. St. Mary's (11-27-02)
Field Goals Attempted:	2 vs. Greensboro (11-26)	2 vs. St. Mary's (11-27-02), vs. Greensboro (11-26-03)
3-Point Field Goals Made:	None	None
3-Point Field Goals Attempted:	None	None
Free Throws Made:	None	None
Free Throws Attempted:	2 vs. Erskine (1-13)	2 vs. Erskine (1-13)
Rebounds:	1 vs. Greensboro (11-26)	1 vs. St. Mary's (11-27-02), 1 vs. Greensboro (11-26-03)
Assists:	None	None
Blocks:	None	None
Steals:	None	1 vs. St. Mary's (11-27-02)
Minutes:	3 vs. Greensboro (11-26), Erskine (1-13)	3 vs. Greensboro (11-26-03)

YEAR	GP-GS	MP-AVG	FGM-FGA	PCT	3P-3PA	PCT	FTM-FTA	PCT	REB-AVG	PF-D	A	TO	BK	ST	PTS	AVG
2002-03	3-0	3-1.0	2-2	1.000	0-0	.000	0-0	.000	1-0.3	0-0	0	1	0	1	4	1.3
2003-04	3-0	5-2.5	0-2	.000	0-0	.000	0-2	.000	1-0.5	2-0	0	1	0	0	0	0.0
Totals	6-0	8-1.6	2-4	.500	0-0	.000	0-2	.000	2-0.3	2-0	0	2	0	1	4	0.7

21 Ben Earle

Guard/Forward, 6-5, 190, R-Sophomore
Standish, Maine ▲ Windham Christian Academy



2003-04 SEASON SUMMARY

Opponent	Date	GS	Min	----TOTAL----		-----3-PTS-----		FT-FTA	Pct	----REBOUNDS----					PF	FO	A	TO	Blk	Stl	Pts	Avg
				FG-FGA	Pct	3PFG-FGA	Pct			Off	Def	Tot	Avg									
@ James Madison	11-22-03		19	2-4	.500	1-2	.500	0-0	.000	1	0	1	1.0	2	0	0	0	0	0	0	5	5.0
SO. WESLEYAN	11-24-03		10	1-3	.333	1-3	.333	0-0	.000	0	0	0	0.5	2	0	0	2	0	0	0	3	4.0
GREENSBORO COLLEGE	11-26-03		15	2-3	.667	0-1	.000	2-2	1.000	0	1	1	0.7	0	0	1	1	0	1	6	4.7	
@ Minnesota	11-30-03		9	0-0	.000	0-0	.000	0-0	.000	0	1	1	0.8	0	0	0	1	0	0	0	0	3.5
@ UNC Greensboro	12-03-03		16	2-6	.333	0-3	.000	1-2	.500	1	1	2	1.0	0	0	0	0	0	0	5	3.8	
@ Northern Iowa	12-06-03		20	2-5	.400	0-1	.000	0-2	.000	0	1	1	1.0	2	0	1	0	0	0	4	3.8	
@ UNC Asheville	12-14-03		14	0-2	.000	0-2	.000	1-4	.250	0	1	1	1.0	0	0	1	1	1	1	1	3.4	
@ Ohio State	12-17-03		15	3-5	.600	3-5	.600	0-0	.000	1	0	1	1.0	1	0	1	1	0	1	9	4.1	
HIGH POINT	12-20-03		18	1-5	.200	1-3	.333	0-0	.000	0	2	2	1.1	2	0	1	1	0	3	3	4.0	
BETHUNE-COOKMAN	12-29-03		4	0-1	.000	0-1	.000	0-0	.000	0	1	1	1.1	0	0	0	0	0	0	0	3.6	
LIPSCOMB	12-30-03		11	3-3	1.000	3-3	1.000	0-0	.000	0	1	1	1.1	2	0	0	2	0	0	9	4.1	
EAST TENNESSEE STATE	1-05-04		4	0-1	.000	0-1	.000	0-0	.000	0	0	0	1.0	0	0	0	0	0	0	0	3.8	
Totals		0	155	16-38	.421	9-25	.360	4-10	.400	3	9	12	1.0	12	0	5	9	1	6	45	3.8	

#21 BEN EARLE'S SUPERLATIVES/CAREER STATISTICS


CATEGORY	SEASON
Points:	9 vs. Ohio State (12-17), vs. Lipscomb (12-30)
Field Goals Made:	3 vs. Ohio State (12-17), vs. Lipscomb (12-30)
Field Goals Attempted:	6 vs. UNC Greensboro (12-03)
3-Point Field Goals Made:	3 vs. Ohio State (12-17), vs. Lipscomb (12-30)
3-Point Field Goals Attempted: ..	5 vs. Ohio State (12-17), vs. Lipscomb (12-30)
Free Throws Made:	2 vs. Greensboro (11-26)
Free Throws Attempted:	4 vs. UNC Asheville (12-14)
Rebounds:	2 vs. UNC Greensboro (12-03), vs. High Point (12-20)
Assists:	1 vs. four opponents
Blocks:	1 vs. UNC Asheville (12-14)
Steals:	3 vs. High Point (12-20)
Minutes:	20 vs. Northern Iowa (12-6)

YEAR	GP-GS	MP-AVG	FGM-FGA	PCT	3P-3PA	PCT	FTM-FTA	PCT	REB-AVG	PF-D	A	TO	BK	ST	PTS	AVG
2003-04	12-0	155-12.9	16-38	.421	9-25	.360	4-10	.400	12-1.0	12-0	5	9	1	6	45	3.8

22 Gerad Punch

Guard/Forward, 6-4, 200, Freshman

Phoenix, Arizona ▲ Brophy Preparatory School



2003-04 SEASON SUMMARY

Opponent	Date	GS	Min	I---TOTAL---		I-----3-PTS-----I		FT-FTA	Pct	I---REBOUNDS---					PF	FO	A	TO	Blk	Stl	Pts	Avg
				FG-FGA	Pct	3PFG-FGA	Pct			Off	Def	Tot	Avg									
@ James Madison	11-22-03		3	0-0	.000	0-0	.000	0-0	.000	0	2	2	2.0	0	0	0	0	0	0	0	0	0.0
SO. WESLEYAN	11-24-03		13	1-4	.250	0-2	.000	0-0	.000	1	3	4	3.0	0	0	2	1	0	1	2	1.0	
GREENSBORO COLLEGE	11-26-03		11	0-3	.000	0-2	.000	0-0	.000	0	3	3	3.0	1	0	2	0	0	1	0	0.7	
@ Minnesota	11-30-03		2	0-0	.000	0-0	.000	0-0	.000	0	0	0	2.3	1	0	0	0	0	1	0	0.5	
@ UNC Greensboro	12-03-03		2	0-0	.000	0-0	.000	0-0	.000	0	0	0	0.0	0	0	0	1	0	0	0	0.4	
@ Northern Iowa	12-06-03		2	0-0	.000	0-0	.000	2-2	1.000	1	2	3	2.0	2	0	0	0	0	0	2	0.7	
@ UNC Asheville	12-14-03		2	0-0	.000	0-0	.000	0-0	.000	0	0	0	1.7	0	0	0	1	0	0	0	0.6	
BETHUNE-COOKMAN	12-29-03		1	0-0	.000	0-0	.000	0-0	.000	0	0	0	1.5	0	0	0	0	0	0	0	0.5	
LIPSCOMB	12-30-03		6	0-1	.000	0-0	.000	0-0	.000	0	3	3	1.7	0	0	0	0	0	1	0	0.4	
ERSKINE	1-13-04		9	1-2	.500	1-2	.500	2-3	.667	1	0	1	1.6	0	0	1	0	0	0	5	0.9	
@ The Citadel	1-19-04		1	0-0	.000	0-0	.000	0-0	.000	0	0	0	1.5	0	0	0	0	0	0	0	0.8	
Totals		0	52	2-10	.200	1-7	.143	4-5	.800	3	13	16	1.5	4	0	5	3	0	4	9	0.8	

#22 GERAD PUNCH SUPERLATIVES/CAREER STATISTICS


CATEGORY	SEASON
Points:	5 vs. Erskine (1-13)
Field Goals Made:	1 vs. So. Wesleyan (11-24), vs. Erskine (1-13)
Field Goals Attempted:	4 vs. So. Wesleyan (11-24)
3-Point Field Goals Made:	1 vs. Erskine (1-13)
3-Point Field Goals Attempted: ..	2 vs. three opponents
Free Throws Made:	2 vs. Northern Iowa (12-6), vs. Erskine (1-13)
Free Throws Attempted:	3 vs. Erskine (1-13)
Rebounds:	4 vs. So. Wesleyan (11-24)
Assists:	2 vs. So. Wesleyan (11-24), vs. Greensboro (11-26)
Blocks:	None
Steals:	1 vs. four opponents
Minutes:	13 vs. So. Wesleyan (11-24)

YEAR	GP-GS	MP-AVG	FGM-FGA	PCT	3P-3PA	PCT	FTM-FTA	PCT	REB-AVG	PF-D	A	TO	BK	ST	PTS	AVG
2003-04	11-0	51-5.1	2-10	.200	1-7	.143	4-5	.800	16-1.5	4-0	5	3	0	4	9	0.8

24 Ryan Carson

Guard, 6-3, 180, Junior

Charlotte, North Carolina ▲ Providence Day School



2003-04 SEASON SUMMARY

Opponent	Date	GS	Min	----TOTAL----		-----3-PTS-----		----REBOUNDS----		PF	FO	A	TO	Blk	Stl	Pts	Avg				
				FG-FGA	Pct	3PFG-FGA	Pct	FT-FTA	Pct									Off	Def	Tot	Avg
SO. WESLEYAN	11-24-03		0	0-1	.000	0-1	.000	0-0	.000	0	0	0	0.0	0	0	0	0	0.0			
GREENSBORO COLLEGE	11-26-03		4	1-2	.500	1-2	.500	0-0	.000	0	1	1	0.5	1	0	0	0	1	3	1.5	
LIPSCOMB	12-30-03		4	1-1	1.000	0-0	.000	2-2	1.000	0	0	0	0.3	0	0	0	0	0	4	2.3	
@ College of Charleston	1-10-04		1	0-0	.000	0-0	.000	0-0	.000	0	0	0	0.3	1	0	0	0	0	0	1.8	
ERSKINE	1-13-04		14	2-4	.500	1-3	.333	0-0	.000	0	2	2	0.6	1	0	3	1	0	2	5	2.4
GA. SOUTHERN	1-17-04		+0	0-0	.000	0-0	.000	0-0	.000	0	0	0	0.5	0	0	0	0	0	0	2.0	
@ The Citadel	1-19-04		4	0-2	.000	0-2	.000	0-0	.000	0	0	0	0.4	0	0	0	0	0	0	1.7	
Totals		0	27	4-10	.400	2-8	.250	2-2	1.000	0	3	3	0.4	3	0	3	1	0	3	12	1.7

#24 RYAN CARSON'S SUPERLATIVES/CAREER STATISTICS


CATEGORY	SEASON	CAREER
Points:	5 vs. Erskine (1-13)	5 vs. Erskine (1-13-04)
Field Goals Made:	2 vs. Erskine (1-13)	2 vs. Erskine (1-13-04)
Field Goals Attempted:	4 vs. Erskine (1-13)	4 vs. Erskine (1-13-04)
3-Point Field Goals Made:	1 vs. Greensboro (11-26), vs. Erskine (1-13)	1 vs. six opponents
3-Point Field Goals Attempted:	3 vs. Erskine (1-13)	3 vs. Erskine (1-13-04)
Free Throws Made:	2 vs. Lipscomb (12-30)	2 vs. Lipscomb (12-30-03)
Free Throws Attempted:	2 vs. Lipscomb (12-30)	2 vs. Lipscomb (12-30-03)
Rebounds:	2 vs. Erskine (1-13)	2 vs. Methodist (12-13-02), vs. Erskine (1-13)
Assists:	3 vs. Erskine (1-13)	3 vs. Erskine (1-13-04)
Blocks:	None	1 vs. Sewanee (12-19-02)
Steals:	2 vs. Erskine (1-13)	2 vs. Erskine (1-13-04)
Minutes:	14 vs. Erskine (1-13)	14 vs. Erskine (1-13-04)

YEAR	GP-GS	MP-AVG	FGM-FGA	PCT	3P-3PA	PCT	FTM-FTA	PCT	REB-AVG	PF-D	A	TO	BK	ST	PTS	AVG
2002-03	11-0	28-2.5	4-8	.500	4-7	.571	0-1	.000	2-0.2	2-0	2	3	1	0	12	1.1
2003-04	7-0	27-3.9	4-10	.400	2-8	.250	2-2	1.000	3-0.4	3-0	3	1	0	3	12	1.7
Totals	18-0	55-3.1	8-18	.444	6-15	.400	2-3	.667	5-0.3	5-0	5	4	1	3	24	1.3

32 Quan Prowell

Forward, 6-8, 210, Freshman

Columbus, Georgia ▲ Jordan High School



2003-04 SEASON SUMMARY

Opponent	Date	GS	I---TOTAL---		I-----3-PTS-----I		I---REBOUNDS---										Pts	Avg				
			Min	FG-FGA	Pct	3PFG-FGA	Pct	FT-FTA	Pct	Off	Def	Tot	Avg	PF	FO	A			TO	Blk	Stl	
@ James Madison	11-22-03		12	2-4	.500	0-0	.000	0-0	.000	0	2	2	2.0	4	0	0	0	0	1	3	4	4.0
SO. WESLEYAN	11-24-03		27	5-8	.625	0-0	.000	101	1.000	3	3	6	4.0	4	0	1	3	0	1	11	7.5	
GREENSBORO COLLEGE	11-26-03		22	6-11	.545	2-2	1.000	202	1.000	2	1	3	3.7	3	0	1	1	2	3	16	10.3	
@ Minnesota	11-30-03		31	6-11	.545	0-1	.000	3-4	.750	2	1	3	3.4	4	1	1	1	1	0	15	11.5	
@ UNC Greensboro	12-03-03		26	9-10	.900	1-1	1.000	3-5	.600	2	5	7	4.2	2	0	0	1	2	1	22	13.6	
@ Northern Iowa	12-06-03		28	6-13	.462	1-2	.500	0-0	.000	1	4	5	4.3	3	0	1	2	0	0	13	13.5	
@ UNC Asheville	12-14-03		24	3-5	.600	1-2	.500	2-3	.667	2	6	8	4.9	2	0	2	0	1	0	9	12.9	
@ Ohio State	12-17-03	*	11	1-2	.000	0-0	.000	0-0	.000	0	3	3	4.6	4	0	0	0	1	0	2	11.5	
HIGH POINT	12-20-03		23	2-4	.500	0-1	.000	3-3	1.000	0	1	1	4.2	4	0	0	3	1	1	7	11.0	
BETHUNE-COOKMAN	12-29-03		21	4-6	.667	0-0	.000	6-6	1.000	3	5	8	4.6	3	0	1	5	1	1	14	11.3	
LIPSCOMB	12-30-03		19	7-10	.700	4-6	.667	0-0	.000	1	2	3	4.5	2	0	1	4	1	1	18	11.9	
EAST TENNESSEE STATE	1-05-04		21	4-7	.571	0-2	.000	0-0	.000	2	2	4	4.4	3	0	0	3	0	1	8	11.6	
@ College of Charleston	1-10-04		25	2-9	.222	0-2	.000	4-4	1.000	2	4	6	4.5	5	1	0	0	0	1	8	11.3	
ERSKINE	1-13-04		21	6-7	.857	1-2	.500	3-5	.600	1	8	9	4.9	3	0	0	1	5	1	16	11.6	
GA. SOUTHERN	1-17-04		30	4-9	.444	0-2	.000	1-2	.5000	1	4	5	4.9	2	0	2	2	1	0	9	11.5	
@ The Citadel	1-19-04		20	0-3	.000	0-2	.000	0-3	.000	1	3	4	4.8	2	0	0	2	0	1	0	10.8	
Totals		1	361	67-119	.563	10-25	.400	28-38	.737	23	54	77	4.8	51	2	10	28	17	15	172	10.8	

#32 QUAN PROWELL'S SUPERLATIVES/CAREER STATISTICS

CATEGORY	SEASON
Points:	22 vs. UNC Greensboro (12-03)
Field Goals Made:	9 vs. UNC Greensboro (12-03)
Field Goals Attempted:	11 vs. Greensboro (11-26), vs. Minnesota (11-30)
3-Point Field Goals Made:	4 vs. Lipscomb (12-30)
3-Point Field Goals Attempted: ..	6 vs. Lipscomb (12-30)
Free Throws Made:	6 vs. Bethune-Cookman (12-29)
Free Throws Attempted:	6 vs. Bethune-Cookman (12-29)
Rebounds:	9 vs. Erskine (1-13)
Assists:	2 vs. UNC Asheville (12-14)
Blocks:	5 vs. Erskine (1-13)
Steals:	3 vs. Greensboro (11-26)
Minutes:	31 vs. Minnesota (11-30)

YEAR	GP-GS	MP-AVG	FGM-FGA	PCT	3P-3PA	PCT	FTM-FTA	PCT	REB-AVG	PF-D	A	TO	BK	ST	PTS	AVG
2003-04	16-1	361-22.5	67-119	.563	10-25	.400	28-38	.737	77-4.8	51-2	10	28	17	15	172	10.8

41 Nick Sanders

Forward, 6-7, 215, Junior

Leavenworth, Kansas ▲ Leavenworth High School



2003-04 SEASON SUMMARY

Opponent	Date	GS	Min	----TOTAL----		-----3-PTS-----		----REBOUNDS----													
				FG-FGA	Pct	3PFG-FGA	Pct	FT-FTA	Pct	Off	Def	Tot	Avg	PF	FO	A	TO	Blk	Stl	Pts	Avg
@ James Madison	11-22-03	*	29	0-3	.000	0-1	.000	1-2	.500	2	4	6	6.0	3	0	0	1	0	0	1	1.0
SO. WESLEYAN	11-24-03	*	25	2-3	.667	0-1	.000	2-2	1.000	2	6	9	7.5	4	0	2	1	0	1	6	3.5
GREENSBORO COLLEGE	11-26-03	*	22	2-4	.500	0-0	.000	2-2	1.000	3	1	4	6.3	2	0	4	2	0	3	6	4.3
@ Minnesota	11-30-03	*	34	5-8	.625	1-2	.500	0-0	.000	1	4	5	6.0	5	1	2	2	0	2	11	6.0
@ UNC Greensboro	12-03-03	*	27	2-6	.333	1-2	.500	0-0	.000	1	2	3	5.4	5	1	3	2	0	1	5	5.8
@ Northern Iowa	12-06-03	*	35	5-9	.556	0-1	.000	0-2	.000	4	7	11	6.3	2	0	3	1	1	3	10	6.5
@ UNC Asheville	12-14-03	*	34	3-8	.375	0-0	.000	0-0	.000	1	4	5	6.1	2	0	0	0	0	2	6	6.4
@ Ohio State	12-17-03	*	32	1-6	.167	0-1	.000	0-0	.000	1	4	5	6.0	3	0	3	2	0	1	2	5.9
HIGH POINT	12-20-03	*	26	3-3	1.000	1-1	1.000	1-2	.500	3	1	4	5.8	4	0	2	2	0	0	8	6.1
BETHUNE-COOKMAN	12-29-03	*	32	3-3	1.000	0-0	.000	4-6	.667	1	3	4	5.6	1	0	1	1	0	0	10	6.5
LIPSCOMB	12-30-03	*	19	2-3	.667	1-1	1.000	0-0	.000	1	3	4	5.5	3	0	3	1	0	2	5	6.4
EAST TENNESSEE STATE	1-05-04	*	27	2-3	.667	0-1	.000	6-6	1.000	3	8	11	5.9	3	0	4	2	1	0	10	6.7
@ College of Charleston	1-10-04	*	35	4-6	.667	0-0	.000	3-3	1.000	3	6	9	6.2	2	0	1	1	0	2	11	7.0
ERSKINE	1-13-04	*	21	1-3	.333	1-2	.500	4-6	.667	1	3	4	6.0	3	0	1	2	0	1	7	7.0
GA. SOUTHERN	1-17-04	*	32	0-4	.000	0-1	.000	0-0	.000	0	2	2	5.7	0	0	2	2	0	1	0	6.5
@ The Citadel	1-19-04	*	27	2-4	.500	0-2	.000	4-6	.667	4	7	11	6.1	2	0	4	0	2	1	8	6.6
Totals		16	457	37-76	.487	5-16	.313	27-37	.730	32	65	97	6.1	44	2	35	22	4	20	106	6.6

#41 NICK SANDERS' SUPERLATIVES/CAREER STATISTICS

CATEGORY	SEASON	CAREER
Points:	11 vs. Minnesota (11-30), vs. College of Charleston (1-10)	11 vs. Minnesota (11-30-03), vs. College of Charleston (1-10-04)
Field Goals Made:	5 vs. Minnesota (11-30), vs. Northern Iowa (12-6)	5 vs. three opponents
Field Goals Attempted:	9 vs. Northern Iowa (12-6)	9 vs. Northern Iowa (12-6-03)
3-Point Field Goals Made:	1 vs. five opponents	1 vs. four opponents
3-Point Field Goals Attempted:	2 vs. Minnesota (11-30)	2 vs. Minnesota (11-30-03)
Free Throws Made:	6 vs. E. Tenn. St. (1-5)	6 vs. E. Tenn. St. (1-5-04)
Free Throws Attempted:	6 vs. three opponents	6 vs. three opponents
Rebounds:	11 vs. three opponents	11 vs. three opponents
Assists:	4 vs. three opponents	4 vs. four opponents
Blocks:	2 vs. The Citadel (1-19)	2 vs. The Citadel (1-19-04)
Steals:	3 vs. Greensboro (11-26), vs. Northern Iowa (12-6)	3 vs. three opponents
Minutes:	35 vs. Northern Iowa (12-6), vs. College of Charleston (1-10) ..	35 vs. Northern Iowa (12-6-03), vs. College of Charleston (1-10-04)

YEAR	GP-GS	MP-AVG	FGM-FGA	PCT	3P-3PA	PCT	FTM-FTA	PCT	REB-AVG	PF-D	A	TO	BK	ST	PTS	AVG
2001-02	31-13	580-18.7	33-73	.452	0-0	.000	7-11	.636	106-3.4	74-1	25	24	4	16	73	2.4
2002-03	31-2	664-21.4	33-91	.363	0-4	.000	25-36	.694	124-4.0	86-1	35	35	8	21	91	2.9
2003-04	16-16	457-28.6	37-76	.487	5-16	.313	27-37	.730	97-6.1	44-2	35	22	4	20	106	6.6
Totals	78-31	1699-21.8	103-240	.429	5-20	.250	59-84	.702	327-4.2	204-4	95	81	16	57	270	3.5

43 Julius van de Laar

Forward, 6-7, 225, Freshman

Heidelberg, Germany ▲ Urspring High School



2003-04 SEASON SUMMARY

Opponent	Date	GS	Min	----TOTAL----		-----3-PTS-----			----REBOUNDS----												
				FG-FGA	Pct	3PFG-FGA	Pct	FT-FTA	Pct	Off	Def	Tot	Avg	PF	FO	A	TO	Blk	Stl	Pts	Avg
GREENSBORO COLLEGE	11-26-03		4	0-0	.000	0-0	.000	0-0	.000	2	1	3	3.0	0	0	0	2	0	1	0	0.0
LIPSCOMB	12-30-03		4	2-2	1.000	0-0	.000	0-0	.000	0	0	0	1.5	0	0	1	0	0	1	4	2.0
ERSKINE	1-13-04		4	0-0	.000	0-0	.000	0-0	.000	0	0	0	1.0	0	0	2	0	0	0	0	1.3
Totals		0	12	2-2	1.000	0-0	.000	0-0	.000	2	1	3	1.0	0	0	3	2	0	2	4	1.3

#43 JULIUS VAN DA LARR'S SUPERLATIVES/CAREER STATISTICS


CATEGORY	SEASON
Points:	4 vs. Lipscomb (12-30)
Field Goals Made:	2 vs. Lipscomb (12-30)
Field Goals Attempted:	2 vs. Lipscomb (12-30)
3-Point Field Goals Made:	None
3-Point Field Goals Attempted: ..	None
Free Throws Made:	None
Free Throws Attempted:	None
Rebounds:	3 vs. Greensboro (11-26)
Assists:	2 vs. Erskine (1-13)
Blocks:	None
Steals:	1 vs. Greensboro (11-26), vs. Lipscomb (12-30)
Minutes:	4 vs. three opponents

YEAR	GP-GS	MP-AVG	FGM-FGA	PCT	3P-3PA	PCT	FTM-FTA	PCT	REB-AVG	PF-D	A	TO	BK	ST	PTS	AVG
2003-04	3-0	12-4.0	2-2	1.000	0-0	.000	0-0	.000	3-1.0	0-0	3	2	0	2	4	1.3

45 Cedrick Price

Center, 6-9, 245, Junior

Savannah, Georgia ▲ A.E. Beach High School /
Fork Union Military Academy



2003-04 SEASON SUMMARY

Opponent	Date	GS	Min	----TOTAL----		-----3-PTS-----		FT-FTA	Pct	----REBOUNDS----						Pts	Avg				
				FG-FGA	Pct	3PFG-FGA	Pct			Off	Def	Tot	Avg	PF	FO			A	TO	Blk	Stl
GREENSBORO COLLEGE	11-26-03		5	0-2	.000	0-0	.000	0-0	.000	0	1	1	1.0	0	0	0	1	0	0	0	0.0
@ Northern Iowa	12-6-03		0+	0-0	.000	0-0	.000	0-0	.000	0	0	0	0.5	0	0	0	0	0	0	0	0.0
@ Ohio State	12-17-03		11	0-1	.000	0-0	.000	0-0	.000	0	2	2	1.0	0	0	0	0	0	0	0	0.0
BETHUNE-COOKMAN	12-29-03		0+	0-0	.000	0-0	.000	0-0	.000	0	0	0	0.0	0	0	0	0	0	0	0	0.0
LIPSCOMB	12-30-03		6	1-3	.333	0-0	.000	0-0	.000	0	2	2	1.0	0	0	0	1	0	0	0	2.4
@ College of Charleston	1-10-04		1	0-0	.000	0-0	.000	0-0	.000	0	0	0	0.8	0	0	0	0	0	0	0	0.3
ERSKINE	1-13-04		6	2-2	1.000	0-0	.000	0-0	.000	0	1	1	0.9	1	0	1	0	0	0	0	4.9
GA. SOUTHERN	1-17-04		+0	0-0	.000	0-0	.000	0-0	.000	0	0	0	0.8	0	0	0	0	0	0	0	0.8
@ The Citadel	1-19-04		3	0-0	.000	0-0	.000	0-0	.000	0	0	0	0.7	0	0	0	0	0	0	0	0.7
Totals		0	32	3-8	.375	0-0	.000	0-0	.000	0	6	6	0.7	1	0	1	2	0	0	6	0.7

#45 CEDRICK PRICE'S SUPERLATIVES/CAREER STATISTICS

CATEGORY	SEASON	CAREER
Points:	4 vs. Erskine (1-13)	6 vs. Macalester (12-28-01)
Field Goals Made:	2 vs. Erskine (1-13)	2 vs. Macalester (12-28-01), vs. Erskine (1-13-04)
Field Goals Attempted:	3 vs. Lipscomb (12-30)	3 vs. Lipscomb (12-30-03)
3-Point Field Goals Made:	None	None
3-Point Field Goals Attempted:	None	None
Free Throws Made:	None	2 vs. Macalester (12-28-01)
Free Throws Attempted:	None	2 vs. Emory (12-8-01), vs. Macalester (12-28-01)
Rebounds:	2 vs. Ohio State (12-17), vs. Lipscomb (12-30)	2 vs. four opponents
Assists:	1 vs. Erskine (1-13)	1 vs. two opponents
Blocks:	None	None
Steals:	None	1 vs. Emory (12-8-01)
Minutes:	11 vs. Ohio State (12-17)	11 vs. Ohio State (12-17-03)

YEAR	GP-GS	MP-AVG	FGM-FGA	PCT	3P-3PA	PCT	FTM-FTA	PCT	REB-AVG	PF-D	A	TO	BK	ST	PTS	AVG
2001-02	11-0	51-4.6	3-11	.273	0-0	.000	3-5	.600	9-0.8	15-0	1	7	0	1	9	0.8
2002-03	8-0	34-4.3	1-3	.333	0-0	.000	0-0	.000	4-0.5	5-0	0	4	0	0	2	0.3
2003-04	9-0	32-4.1	3-8	.375	0-0	.000	0-0	.000	6-0.8	1-0	1	2	0	0	6	0.7
Totals	28-0	117-4.2	7-22	.318	0-0	.000	3-5	.600	19-0.7	21-0	2	13	0	1	17	0.6