



Game 23 — Saturday, February 14, 2004
Furman Paladins (12-10, 4-7 SoCon) vs. Wofford Terriers (8-15, 4-8 SoCon)
Benjamin Johnson Arena (3,500), Spartanburg, South Carolina, 7:00 p.m.
WGOG-FM 96.3 (Walhalla), WCSZ-AM 1070 (Greenville), YahooBroadcast.com



		ppg	rpg	Notes
G 3	Tony Carter	6-0 .. 170 .. So .. Burlington, N.C.	9.6	*3.5 50x106 FGs (.471), 21x46 3PGs (.456) last 15 games; 22x29 FTs (.758) last 7
G 4	Robby Bostain	6-3 .. 185 .. R-Fr. Duluth, Ga.	10.6	4.4 SoCon's top scoring freshman; 11 pts., 4 reb., 3 stl. vs. GSU
F 5	Maleye Ndoye	6-8 .. 205 .. Sr. Dakar, Senegal	15.2	5.2 Reigning SoCon POW; 26 pts. vs. GSU; career high 32 pts. vs. JMU & MINN
F 41	Nick Sanders	6-7 .. 215 .. Jr. Leavenworth, Kan.	6.7	6.0 Career high 6 ast. vs. GSU; 33x59 FGs (.559) last 14 games
C 10	Marijan Pojatina	6-11 205 .. Sr. Zagreb, Croatia	3.5	3.0 106 career blocks (4th in FU history)
G 13	Eric Webb	6-2 .. 185 .. Fr. Grand Rapids, Minn.	9.6	*2.9 31x66 3PGs (.470) last 15 games; 13 pts, 3 ast. vs. DAV; 20 pts. vs. Ohio St.
F 32	Quan Prowell	6-8 .. 210 .. Fr. Columbus, Ga.	10.4	4.7 9 pts., 2 reb., 4 ast. vs. DAV; missed four games with knee injury
C 1	Moussa Diagne	6-8 .. 210 .. Fr. Thies, Senegal	7.9	4.4 11 pts., 9 reb., 1 ast., 1 stl. vs. DAV; 9.0 ppg last 12 games

* Assists Larry Davis (Asbury '78), 88-111 (7th Year at FU), 88-111 (7th Year Overall)

**FURMAN-WOFFORD
SERIES INFORMATION
(Furman leads 73-36)**

↘ Saturday's Furman-Wofford game will mark the 113th meeting between the two schools, and the Paladins hold a commanding 75-37 advantage in a series that dates back to the 1908-09 season. Furman has won the last two meetings, including a 91-55 triumph in Greenville on Jan. 24. Last year the Paladins topped the Terriers 69-66 in Spartanburg. Overall, Furman stands 46-15 versus Wofford in Greenville; in Spartanburg the Paladins sport a 29-20 record. In two games whose site has been lost to history, Wofford is 2-0 against Furman.

2003-04 SOUTHERN CONFERENCE STANDINGS/SCHEDULE

North Division	Conference	Overall
East Tennessee State	12 - 0 1.000	20 - 4 .833
Chattanooga	6 - 5 .545	13 - 9 .591
Elon	5 - 6 .455	9 - 14 .391
UNC Greensboro	5 - 6 .455	8 - 13 .381
Western Carolina	5 - 7 .417	12 - 11 .522
Appalachian State	3 - 9 .250	8 - 17 .320
South Division	Conference	Overall
Georgia Southern	9 - 2 .818	18 - 4 .818
Coll. of Charleston	9 - 3 .750	17 - 5 .772
Davidson	7 - 5 .583	12 - 11 .522
Furman	4 - 7 .363	12 - 10 .545
Wofford	4 - 8 .333	8 - 15 .348
The Citadel	0 - 11 .000	4 - 18 .182

Saturday, February 14

Georgia Southern at Davidson, 1:00
Elon at East Tennessee State, 4:00
The Citadel at College of Charleston, 5:00
Chattanooga at UNC Greensboro, 7:00
Furman at Wofford, 7:00

Monday, February 16

Furman @ Western Carolina, 7:00
Elon @ Chattanooga, 7:00
East Tennessee State @ The Citadel, 7:15

Tuesday, February 17

Appalachian St. @ UNC Greensboro, 7:00

Wednesday, February 18

Georgia Southern @ Charleston, 7:00
Wofford @ Davidson, 7:00

↘ **NOTING THE PALADINS...**Coming off a disappointing 83-73 loss to Davidson on Monday, Furman returns to action Saturday when it makes the short trip to Spartanburg to take on the Wofford Terriers in a 7:00 p.m. game. Furman crushed Wofford 91-55 in Greenville on Jan. 24 and topped the Terriers 69-66 in Spartanburg last season in the last trip to Ben Johnson Arena. Highlighted by **Maleye Ndoye's** game-high 28 points, the 91-55 decision three weeks ago marked the Paladins' biggest triumph over the Terriers since a 121-60 dismantling in Greenville during the 1977-78 campaign. Furman shot 55.2 percent from the field and knocked down 9-of-17 three-pointers (.529). In Monday's loss, the Paladins wilted under Davidson's three-point barrage on the way to the 13th consecutive setback to the Wildcats. Davidson blistered the nets from the beyond the arc, making 15-of-26 attempts (.577) to set a new opponent and Timmons Arena opponent record. Ironically, Furman also set a new standard for most three-pointers made in a game, finding the mark on 14-of-30 treys (.467), but a poor first half led to a 44-26 halftime deficit, which proved to be too much to overcome. **Maleye Ndoye** paced Furman with 21 points, and **Moussa Diagne** delivered 11 points and nine rebounds in the loss. The Paladins recorded their biggest win of the season last Saturday with a 77-72 triumph over Georgia Southern in Statesboro, snapping the Eagles' 13-game winning streak. **Maleye Ndoye** tallied a game high 26 points for the Paladins, who erased a 15-point first half deficit, shot a solid 49.0 percent from the field, and converted 9-of-10 free throws over the final 1:16 for their second league road victory of the campaign. The Georgia Southern contest also marked the return of freshman forward **Quan Prowell**, who contributed seven points and five rebounds after missing four games with a knee injury that required arthroscopic surgery on Jan. 27. The Columbus, Ga., product, who chipped in nine points and a season high four assists versus Davidson, earned Jack In The Box Furman Holiday Classic MVP honors after scoring a game high 18 points in 19 minutes of action in the 92-56 win over Lipscomb on Dec. 30 and a season high 22 points versus UNC Greensboro in early December. Now three quarters of the way into the season, exactly 47.6 percent (779 points) of Furman's scoring is coming from its freshman class, which currently sports the SoCon's top three freshmen scorers — guard **Robby Bostain** (10.6 ppg), forward **Quan Prowell** (10.4 ppg), and guard **Eric Webb** (9.6 ppg) — plus forward **Moussa Diagne** (7.9 ppg), who ranks fifth among league newcomers. Of the 13 active players in Furman's program, nine count a year or less of collegiate experience, and five are freshmen. The Paladins are averaging 74.3 ppg on offense, which is significantly higher (+8.1) than last year's 66.2 ppg figure. Similarly, Furman shot .428 percent from the field last year but has improved to .449 percent this year. In its last 15 games, Furman has converted an impressive .468 percent from the field (392x838) and .400 percent from three-point range (119x298). The Paladins shot just .282 percent from beyond the arc over their first seven games. **Maleye Ndoye**, the SoCon's reigning player-of-the-week, leads Furman in scoring (15.1 ppg) thanks, in part, to a pair of career high 32-point performances and solid work in six of the Paladins' last eight games. He opened the season with a 32-point effort in the Paladins' 78-72 loss at James Madison, and on Nov. 30 matched it (14x21 FGs) in the 91-84 overtime loss at Minnesota. He also scored a game high 27 points in the Paladins' 98-87 triumph over High Point (Dec. 20). After averaging only 5.8 ppg and shooting .310 percent (9x29) in four games from Dec. 30 to Jan. 13, he's bounced back strong by scoring 149 points in the Paladins' last eight games (18.6 ppg). 53x104 FGs,

**2003-04 FURMAN PALADINS
RESULTS/SCHEDULE
(12-10, 4-7 SoCon South)**

Date	Opponent (TV)	Time
Nov. 22	@ James Madison	L 72-78
Nov. 24	SOUTHERN WESLEYAN	W 77-53
Nov. 26	GREENSBORO COLLEGE	W 74-49
Nov. 30	@ Minnesota	(ot) L 84-91
Dec. 3	@ UNC Greensboro*	L 65-73
Dec. 6	@ Northern Iowa	W 64-55
Dec. 14	@ UNC Asheville	W 60-56
Dec. 17	@ Ohio State (ESPN)	L 68-70
Dec. 20	HIGH POINT	W 98-87
FURMAN HOLIDAY CLASSIC		
Dec. 29	BETHUNE-COOKMAN	W 62-49
Dec. 30	LIPSCOMB	W 92-56
Jan. 5	EAST TENNESSEE STATE*	L 68-69
Jan. 10	@ Charleston* (CSS)	L 65-70
Jan. 13	ERSKINE	W 89-51
Jan. 17	GA. SOUTHERN* (FOXSS)	L 67-71
Jan. 19	@ The Citadel*	W 76-61
Jan. 24	WOFFORD*	W 91-55
Jan. 26	CHATTANOOGA*	L 66-78
Jan. 31	APPALACHIAN ST.* (CSS)	W 85-74
Feb. 2	@ Elon*	L 60-67
Feb. 7	@ Georgia Southern*	W 77-72
Feb. 10	DAVIDSON*	L 73-83
Feb. 14	@ Wofford*	7:00
Feb. 16	@ Western Carolina*	7:00
Feb. 21	THE CITADEL*	4:00
Feb. 25	CHARLESTON* (CSS)	7:00
Feb. 28	@ Davidson*	7:00
Mar. 3-6	SoCon Tourney	TBA

* Southern Conference Game

.509), including last Saturday's 26-point outburst versus Georgia Southern (77-72 win), a 28-point display against Wofford (91-55 win), and 27-point performance versus The Citadel (76-61 win). Against Georgia Southern, Ndoye poured in 20 of his 26 points in the first half to keep Furman in the contest. Last year he averaged 5.2 ppg, making his current 15.2 ppg average the greatest improvement (+10.0 ppg) by a Paladin from his junior to senior year since the Paladin All-American **Frank Selvy** recorded a jump from 29.5 ppg as a junior in 1952-53 to a nation leading 41.7 ppg as a senior the following season (+12.2 ppg). His 32 points versus Minnesota was the most by an opponent at Williams Arena since Michigan's **Louis Bullock** tallied 33 versus the Gophers on Jan. 20, 1999. This past summer Ndoye helped his native Senegal to a fourth place finish in the African Championships, including a 27-point performance in a 92-77 win over Morocco. Sophomore guard **Tony Carter** leads Furman in assists (78) and steals (45) and has shot .471 percent (50x106) from the field, including .456 percent (21x46) from three-point range over the past 14 games. Included in that run was a recent season high 20-point performance versus Appalachian State on Jan. 31. After struggling at the free throw line early in the season, Carter has canned 22 of his last 29 charity stripe opportunities (.758). Furman's 92-56 triumph over Lipscomb on Dec. 30 gave the program the Jack In The Box Furman Holiday Classic title — the program's first tournament championship of any kind since the Paladins knocked off Marshall 80-62 in Roanoke, Va., to win the 1980 Southern Conference title. Redshirt freshman guard **Robby Bostain** earned Jack In The Box Furman Holiday Classic all-tournament honors with a solid 17-point, 6-rebound, 4-assist performance in only 19 minutes versus Lipscomb in the championship game. In the Paladins' 98-87 victory over High Point (Dec. 20), he cashed in on 13-of-16 free throw attempts on the way to a season high 21 points. Another key performer in Furman's impressive freshman class is guard **Eric Webb**, who has shot .470 percent (31x66) from three-point range over the last 15 games. In the Paladins' 92-56 rout of Lipscomb (Dec. 30), he came off the bench to register a season high nine assists in 21 minutes of action. In the Paladins' 70-68 loss at Ohio State on Dec. 17, the 2003 Minnesota AAA player-of-the-year tallied a season high 20 points on the strength of 6-of-8 shooting from three-point range. Junior forward **Nick Sanders**, Furman's top rebounder (6.0 rpg), registered a career high six assists in Furman's 77-72 win over Georgia Southern last Saturday. Sanders took four stitches following the Ohio State game after receiving a flagrant elbow to the face in the second half from the Buckeyes' **Matt Sylvester**, who was subsequently suspended for one game by the OSU coaching staff. Freshman forward **Moussa Diagne** (pronounced "jine") has come of strong of late, having averaged 9.0 ppg over the past 12 games. Senior center **Marijan Pojatina** (pronounced "Mar-E-ahn, POE-yah-ta-nah") delivered three blocks against Davidson and now has 106 for his career, which ranks him fourth on Furman's all-time ledger. Furman announced the signing of 6-foot-2 wing guard **Jadee Jones** from Apple Valley, Minn., in November. As a junior at DeLaSalle (Minn.) High School, he averaged 18.0 ppg, shot 45.0 percent from three-point range, and earned all-state honors. This year he is attending Hopkins High School in Minneapolis. Last year's 8-8 Southern Conference South Division mark represented the program's first .500 conference campaign since the 1991-92 season (9-5) and first non-losing league record since the SoCon went to divisional play in 1994-95. Furman's biggest win a year ago was an 84-71 triumph over eventual league tournament champion East Tennessee State in Johnson City. Furman was a consensus preseason No. 5 pick in separate polls by league head coaches

and media in the six-team south division. The Paladins lost their top four scorers and three leading rebounders from a year ago, including forward **Karim Souchu** (19.5 ppg/4.5 rpg), who completed his career with 2,014 points, good for fourth place on Furman's all-time scoring chart. Furman also graduated point guard **Guilherme Da Luz** (11.4 ppg/4.2 rpg/149 assists), who last year became the first player in SoCon history to tally 1,000 points (1,253), 600 assists (668), 500 rebounds (512), and 200 steals (205). In addition, the Paladins graduated forward **Kenny Zeigler** (8.3 ppg/7.8 rpg). This year Furman will celebrate the 50th anniversary of Paladin All-American **Frank Selvy's** senior season with ceremonies at the Paladins' home game versus The Citadel (Feb. 21). A native of Corbin, Ky., who currently lives just outside Greenville, Selvy led the nation in scoring (41.7 ppg), tallied an NCAA record 100 points in a 149-95 win over Newberry College on Feb. 13, 1954 at Greenville's Textile Hall, and was named NCAA Player-of-the-Year in 1954 after helping Furman to a 21-6 season that featured wins over South Carolina, Clemson, Virginia Tech, Georgia Tech, and Manhattan, among others. The NBA's No. 1 Draft pick in 1954 by the Baltimore Bullets, he played nine seasons in the NBA, including five with the Los Angeles Lakers, where he played alongside future Hall-of-Famers **Jerry West** and **Elgin Baylor**. He still holds five NCAA records, 10 Southern Conference standards, and 17 school records, and is a member of both the Furman and South Carolina Athletic Halls of Fame. His jersey No. 28 is one of only four retired numbers in Furman basketball history. Selvy was also recently ranked (No. 50) by *Street & Smith's Magazine* among the 100 greatest players in college basketball history.

FACTS ABOUT FURMAN

Founded in 1826 and located in Greenville, S.C., Furman University, a private liberal arts institution, is ranked as one of the 50 finest liberal arts colleges in the country by *U.S. News and World Report*. Furman's 2,600 students, who represent 46 states and 39 countries, enjoy a collegiate experience on a 750-acre campus that was recently ranked by the American Society of Landscape Architects as one of America's 362 most beautifully landscaped places. Furman graduates have excelled in many fields, and among a few of the notables are **John Broadus Watson**, the "father of behavioral psychology"; **Charles Townes**, Nobel-Prize winning inventor of the laser and maser; **Richard W. Riley**, former United States Department of Education Secretary; Keith Lockhart, the conductor of the Boston Pops; **Betsy King** and **Beth Daniel**, LPGA Hall-of-Fame members; and **Mark Sanford**, South Carolina's current governor. Former Cincinnati Bengals head coach **Sam Wyche** is a Furman graduate. A member of the Southern Conference since 1936, Furman boasts a 17-sport intercollegiate athletics program that ranks among the finest in the country. Within the past year the university's football, men's soccer, women's soccer, men's tennis, women's tennis, and women's golf teams have participated in NCAA Tournament play. During the 2001-02 school year 29 Furman student-athletes earned All-America honors.

2003-04 FURMAN PALADINS ROSTER

No.	Name	Pos.	Ht.	Wt.	Yr.	Hometown	Last School
1	Moussa Diagne	F	6-8	210	Fr.	Thies, Senegal	Mount Olive (Ga.) Preparatory School
3	Tony Carter	G	6-0	170	So.	Burlington, N.C.	Williams High School
4	Robby Bostain	G/F	6-3	185	R-Fr.	Duluth, Ga.	Brookwood High School
5	Maleye Ndoye	F	6-8	205	Sr.	Dakar, Senegal	Washington (Tenn.) Academy
10	Marijan Pojatina	C	6-11	205	Sr.	Zagreb, Croatia	XI School
13	Eric Webb	G	6-2	185	Fr.	Grand Rapids, Minn.	Grand Rapids High School
15	Daniel Sperry	F	6-6	200	So.	St. Simons Island, Ga.	Glynn Academy
21	Ben Earle	G/F	6-5	190	R-So.	Standish, Me.	Gordon (Mass.) College
22	Gerad PUNCH	G/F	6-4	200	Fr.	Phoenix, Ariz.	Brophy Preparatory School
24	Ryan Carson	G	6-3	180	Jr.	Charlotte, N.C.	Providence Day School
32	Quan Prowell	F	6-8	210	Fr.	Columbus, Ga.	Jordan High School
41	Nick Sanders	F	6-7	215	Jr.	Leavenworth, Kan.	Leavenworth High School
43	Julius van de Laar	F	6-7	225	Fr.	Heidelberg, Germany	Urspring High School
45	Cedrick Price	C	6-9	245	Jr.	Savannah, Ga.	Fork Union (Va.) Military Academy

Head Coach: Larry Davis (Asbury '78)

Assistant Coaches: Ken Potosnak (Randolph-Macon '90), Niko Medved (Minnesota '97), Mike Shedd (Purdue '97)

THE LARRY DAVIS FILE

PERSONAL

Full Name: Larry Allen Davis
 Born: June 3, 1956, in Mount Sterling, Ky.
 Wife: The former Treva Baird of Kingsport, Tenn.
 Married: September 3, 1977, in Wilmore, Ky.
 Children: Morgan (17) and Jordan (12)

EDUCATION

Wapahani High School (Ind.), 1974
 Asbury College (Ky.), B.A., Education, 1978
 East Tennessee State University, M.A., Physical Education, 1982

PLAYING CAREER

Wapahani High School (Ind.)
 ✎ Basketball (two letters, team captain)
 ✎ Baseball (four letters, team captain)
 ✎ Outstanding Athlete, 1974
 Asbury College (Ky.)
 ✎ Soccer (four letters)
 ✎ Track & Field (four letters)



COACHING CAREER

Year	School	Responsibility	Overall Record	Conf. Record	Conf. Finish	Conf.
1979-80	East Tennessee State	Graduate Assistant Coach	15-13	8-7	(4th)	SoCon
1980-81	East Tennessee State	Graduate Assistant Coach	13-14	9-7	(4th)	SoCon
1981-82	East Tennessee State	Graduate Assistant Coach	13-15	8-8	(4th)	SoCon
1982-83	Cloverport High School (Ky.)	Head Coach	15-13			...
1983-84	Oak Hill Academy (Va.)	Head Coach	25-5			...
1984-85	Oak Hill Academy (Va.)	Head Coach	26-4			...
1985-86	Delaware	Assistant Coach	11-16	4-10	(8th)	East Coast
1986-87	Delaware	Assistant Coach	12-16	3-11	(8th)	East Coast
1987-88	Delaware	Assistant Coach	19-9	9-5	(T2nd)	East Coast
1988-89	Delaware	Assistant Coach	14-14	6-8	(6th)	East Coast
1989-90	Wake Forest	Assistant Coach	12-16	3-11	(8th)	ACC
1990-91	Wake Forest	Assistant Coach	*19-11	8-6	(3rd)	ACC
1991-92	Wake Forest	Assistant Coach	*17-12	7-9	(6th)	ACC
1992-93	Wake Forest	Assistant Coach	*21-9	10-6	(3rd)	ACC
1993-94	Ball State	Assistant Coach	16-12	11-7	(4th)	MAC
1994-95	Minnesota	Assistant Coach	*19-12	10-8	(T5th)	Big Ten
1995-96	Minnesota	Assistant Coach	#19-13	10-8	(T5th)	Big Ten
1996-97	Minnesota	Assistant Coach	*31-4	16-2	(1st)	Big Ten
1997-98	Furman	Head Coach	9-20	5-9	(4th)	Southern
1998-99	Furman	Head Coach	12-16	5-11	(5th)	Southern
1999-00	Furman	Head Coach	14-18	5-10	(6th)	Southern
2000-01	Furman	Head Coach	10-16	5-11	(6th)	Southern
2001-02	Furman	Head Coach	17-14	7-9	(5th)	Southern
2002-03	Furman	Head Coach	14-17	8-8	(3rd)	Southern
2003-04	Furman	Head Coach	12-10	4-7		

* NCAA Tournament
 # National Invitation Tournament

COLLEGIATE HEAD COACHING RECORD

Furman — 88-111, 7th Year (.442); vs. SoCon — 39-65 (.375)

**2004 Southern Conference
Men's Basketball Championship
North Charleston Coliseum, North Charleston, S.C.
March 3-6, 2004**



#4 seed South

Session 1, Game 1
March 3, noon
#5 seed North

Session 3, Game 5
March 4, noon
#1 seed North

#2 seed South

Session 3, Game 6
March 4, 30 minutes after
Game 5

#3 seed North

Session 1, Game 2
March 3, 30 minutes
after Game 1
#6 seed South

#4 seed North

Session 2, Game 3
March 3, 6:00 p.m.
#5 seed South

Session 4, Game 7
March 4, 6:00 p.m.
#1 seed South

#2 seed North

Session 4, Game 8
March 4, 30 minutes
after Game 7

#3 seed South

Session 2, Game 4
March 3, 30 minutes
after Game 3
#6 seed North

Session 5, Game 9
March 5, 6:00 p.m.
LIVE ON CSS

CHAMPIONSHIP GAME
Session 6, Game 11
March 6, 1:00 p.m.
LIVE ON ESPN

Session 5, Game 10
March 5, 30 minutes after
Game 9
LIVE ON CSS

**2003-04 FURMAN PALADINS BASKETBALL
SEASON BOX SCORE
ALL GAMES**

RECORD:	OVERALL	HOME	AWAY	NEUTRAL
ALL GAMES.....	(12-10)	(8-4)	(4-6)	(0-0)
CONFERENCE.....	(4-7)	(2-4)	(2-3)	(0-0)
NON-CONFERENCE.....	(8-3)	(6-0)	(2-3)	(0-0)

DATE	TIME	OPPONENT	SCORE	ATTEND	HIGH POINTS	HIGH REBOUNDS
11/22/03	7:00 p.m.	at James Madison	72-78	L 3784	(32)NDOYE, Maleye	(7)POJATINA, Marijan
11/24/03	7:00 p.m.	SOUTHERN WESLEYAN	77-53	W 1032	(17)WEBB, Eric	(9)SANDERS, Nick
11/26/03	7:00 p.m.	GREENSBORO COLLEGE	74-49	W 1053	(16)PROWELL, Quan	(7)NDOYE, Maleye
11/30/03	1:00 p.m.	at Minnesota	84-91	LOT 11850	(32)NDOYE, Maleye	(7)BOSTAIN, Robby
12/03/03	7:35 p.m.	* at UNCG	65-73	L 1090	(22)PROWELL, Quan	(7)PROWELL, Quan
12/06/03	1:05 p.m.	at UNI	64-55	W 1282	(18)BOSTAIN, Robby	(11)SANDERS, Nick
12/14/03	2:00 p.m.	at UNC Asheville	60-56	W 750	(11)WEBB, Eric (11)BOSTAIN, Robby (11)CARTER, Tony	(8)NDOYE, Maleye (8)PROWELL, Quan
12/17/03	8:00 p.m.	at Ohio State	68-70	L 12248	(20)WEBB, Eric	(7)NDOYE, Maleye
12/20/03	2:30 p.m.	HIGH POINT	98-87	W 1259	(27)NDOYE, Maleye	(8)BOSTAIN, Robby
12/29/03	8:00 p.m.	BETHUNE-COOKMAN	62-49	W 1142	(14)PROWELL, Quan	(9)CARTER, Tony
12/30/03	7:45 p.m.	LIPSCOMB	92-56	W 1622	(18)PROWELL, Quan	(6)BOSTAIN, Robby
01/05/04	7:00 p.m.	* EAST TENNESSEE STATE	68-69	L 2261	(12)CARTER, Tony	(11)SANDERS, Nick
01/10/04	6:15 p.m.	* at Coll of Charleston	65-70	L 3468	(13)BOSTAIN, Robby	(9)SANDERS, Nick
01/13/04	7:00 p.m.	ERSKINE	89-51	W 1813	(16)PROWELL, Quan	(9)PROWELL, Quan
01/17/04	12:00 p.m.	* GEORGIA SOUTHERN	67-71	L 2121	(15)NDOYE, Maleye	(6)BOSTAIN, Robby
01/19/04	7:00 p.m.	* at The Citadel	76-61	W 1190	(27)NDOYE, Maleye	(11)SANDERS, Nick
01/24/04	1:00 p.m.	* WOFFORD	91-55	W 2564	(28)NDOYE, Maleye	(6)NDOYE, Maleye
01/26/04	7:00 p.m.	* CHATTANOOGA	68-77	L 1413	(11)WEBB, Eric	(9)SANDERS, Nick
01/31/04	4:00 p.m.	* APPALACHIAN STATE	85-74	W 2582	(20)CARTER, Tony	(9)DIAGNE, Moussa
02/02/04	7:00 p.m.	* at Elon	60-67	L 917	(13)BOSTAIN, Robby	(8)NDOYE, Maleye
02/07/04	7:30 p.m.	* at Georgia Southern	77-72	W 3242	(26)NDOYE, Maleye	(6)DIAGNE, Moussa (6)CARTER, Tony (6)SANDERS, Nick
02/07/04	7:30 p.m.	* at Georgia Southern	77-72	W 3242	(26)NDOYE, Maleye	(6)DIAGNE, Moussa (6)CARTER, Tony (6)SANDERS, Nick
02/10/04	7:00 p.m.	* DAVIDSON	73-83	L 2180	(21)NDOYE, Maleye	(9)DIAGNE, Moussa

* Conference game

ATTENDANCE SUMMARY	GAMES	TOTALS	AVG/GAME
HOME.....	12	21042	1754
AWAY.....	10	39821	3982
NEUTRAL.....	0	0	0
TOTAL.....	22	60863	2767

## Player	GP-GS	---TOTAL---		---3-PTS---		---FT-FTA		---REBOUNDS---				PF	FO	A	TO	Blk	Stl	Pts	Avg		
		Min	Avg	FG-FGA	Pct	3FG-FGA	Pct	Off	Def	Tot	Avg										
05 NDOYE, Maleye.....	22-22	665	30.2	120-256	.469	38-92	.413	57-75	.760	27	88	115	5.2	46	1	24	39	10	20	335	15.2
04 BOSTAIN, Robby....	22-22	534	24.3	74-195	.379	12-58	.207	73-93	.785	31	66	97	4.4	25	0	60	39	2	35	233	10.6
32 PROWELL, Quan.....	18-1	399	22.2	72-131	.550	13-31	.419	31-43	.721	24	60	84	4.7	58	3	14	29	19	16	188	10.4
13 WEBB, Eric.....	22-0	542	24.6	66-154	.429	46-114	.404	33-41	.805	15	42	57	2.6	31	0	65	64	0	24	211	9.6
03 CARTER, Tony.....	22-22	658	29.9	67-153	.438	26-70	.371	51-86	.593	24	63	87	4.0	43	3	78	58	0	45	211	9.6
01 DIAGNE, Moussa....	15-0	302	20.1	49-98	.500	4-14	.286	17-26	.654	29	37	66	4.4	37	0	7	25	7	14	119	7.9
41 SANDERS, Nick.....	22-22	626	28.5	53-106	.500	8-25	.320	33-47	.702	42	90	132	6.0	56	2	54	31	7	23	147	6.7
21 EARLE, Ben.....	17-0	199	11.7	24-58	.414	13-37	.351	5-12	.417	5	14	19	1.1	19	0	6	15	1	7	66	3.9
10 POJATINA, Marijan..	21-21	301	14.3	28-72	.389	0-1	.000	17-33	.515	22	40	62	3.0	55	1	19	26	32	2	73	3.5
24 CARSON, Ryan.....	8-0	34	4.3	5-13	.385	2-10	.200	4-4	1.000	0	3	3	0.4	3	0	4	3	0	3	16	2.0
22 PUNCH, Gerad.....	16-0	93	5.8	7-19	.368	2-11	.182	7-11	.636	7	17	24	1.5	8	0	8	5	0	7	23	1.4
43 VAN DE LAAR, Julius	4-0	16	4.0	2-2	1.000	0-0	.000	1-2	.500	2	2	4	1.0	1	0	3	2	0	2	5	1.3
45 PRICE, Cedrick....	12-0	46	3.8	4-12	.333	0-0	.000	0-0	.000	0	7	7	0.6	5	0	1	3	0	1	8	0.7
15 SPERRY, Daniel....	4-0	10	2.5	0-2	.000	0-0	.000	0-2	.000	1	0	1	0.3	3	0	0	1	0	1	0	0.0
TEAM.....										27	43	70	3.2	0		4					
Total.....	22	4425		571-1271	.449	164-463	.354	329-475	.693	256	572	828	37.6	390	10	343	344	78	200	1635	74.3
Opponents.....	22	4425		535-1268	.422	134-413	.324	263-400	.658	242	531	773	35.1	439	-	260	376	44	192	1467	66.7

SCORE BY PERIODS:	1st	2nd	OT	Total
Furman.....	780	850	6	- 1636
Opponents.....	676	778	13	- 1467

2003-04 FURMAN PALADINS BASKETBALL
FURMAN TEAM GAME-BY-GAME
ALL GAMES

Opponent	Date	Score	W/L	---TOTAL---				--3-PTRS--			---REBOUNDS---							Pts---Avg		
				FG-FGA	Pct	3FG-FGA	Pct	FT-FTA	Pct	Off	Def	Tot	Avg	PF	A	TO	Blk		Stl	
at James Madison	11/22/03	72-78	L	21-62	.339	9-29	.310	21-28	.750	15	21	36	36.0	17	10	15	3	10	72	72.0
SOUTHERN WESLEYAN	11/24/03	77-53	W	27-60	.450	7-23	.304	16-26	.615	15	30	45	40.5	17	18	24	5	12	77	74.5
GREENSBORO COLLEGE	11/26/03	74-49	W	25-67	.373	9-22	.409	15-22	.682	19	22	41	40.7	13	19	15	5	17	74	74.3
at Minnesota	11/30/03	84-91	Lot	35-66	.530	4-19	.211	10-16	.625	9	24	33	38.8	24	20	12	4	11	84	76.8
at UNC-Greensboro	12/03/03	65-73	L	26-57	.456	6-20	.300	7-11	.636	8	22	30	37.0	13	14	14	3	5	65	74.4
at Northern Iowa	12/06/03	64-55	W	24-57	.421	2-13	.154	14-24	.583	9	34	43	38.0	22	15	8	2	9	64	72.7
at UNC Asheville	12/14/03	60-56	W	21-64	.328	7-30	.233	11-19	.579	15	24	39	38.1	11	10	11	3	8	60	70.9
at Ohio State	12/17/03	68-70	L	24-49	.490	12-22	.545	8-11	.727	4	24	28	36.9	20	15	16	2	5	68	70.5
HIGH POINT	12/20/03	98-87	W	29-53	.547	11-24	.458	29-36	.806	9	26	35	36.7	22	15	22	1	8	98	73.6
BETHUNE-COOKMAN	12/29/03	62-49	W	20-51	.392	4-16	.250	18-24	.750	12	27	39	36.9	10	11	17	3	5	62	72.4
LIPSCOMB	12/30/03	92-56	W	33-54	.611	13-23	.565	13-19	.684	8	33	41	37.3	17	25	18	6	10	92	74.2
EAST TENNESSEE STATE	01/05/04	68-69	L	25-58	.431	5-18	.278	13-17	.765	12	26	38	37.3	15	15	22	4	9	68	73.7
at Coll of Charleston	01/10/04	65-70	L	24-62	.387	2-12	.167	15-18	.833	15	21	36	37.2	25	12	13	3	9	65	73.0
ERSKINE	01/13/04	89-51	W	32-59	.542	9-23	.391	16-25	.640	12	32	44	37.7	20	18	12	7	11	89	74.1
GEORGIA SOUTHERN	01/17/04	67-71	L	28-57	.491	4-15	.267	7-12	.583	8	25	33	37.4	13	15	18	4	7	67	73.7
at The Citadel	01/19/04	76-61	W	25-52	.481	8-22	.364	18-30	.600	10	26	36	37.3	16	13	12	3	14	76	73.8
WOFFORD	01/24/04	91-55	W	32-58	.552	9-17	.529	18-27	.667	12	25	37	37.3	23	9	25	4	4	55	74.8
APPALACHIAN STATE	01/31/04	85-74	W	26-52	.500	9-20	.450	24-30	.800	13	29	42	38.1	18	17	23	4	6	85	75.0
at Elon	02/02/04	60-67	L	22-51	.431	6-20	.300	10-17	.588	10	15	25	37.5	15	12	9	0	7	60	74.2
at Georgia Southern	02/07/04	77-72	W	25-51	.490	6-14	.429	21-29	.724	6	35	41	37.6	24	13	19	4	12	77	74.4
DAVIDSON	02/10/04	73-83	L	24-64	.375	14-30	.467	11-16	.688	15	23	38	37.6	20	17	14	6	5	73	74.3

Furman		1635		571-1271	.449	164-463	.354	329-475	.693	256	572	828	37.6	390	343	344	78	200	1635	74.3
Opponents		1467		535-1268	.422	134-413	.324	263-400	.658	242	531	773	35.1	439	260	376	44	192	1467	66.7

2003-04 FURMAN PALADINS BASKETBALL
OPPONENT GAME-BY-GAME
ALL GAMES

Opponent	Date	Score	W/L	---TOTAL---				--3-PTRS--			---REBOUNDS---							Pts---Avg		
				FG-FGA	Pct	3FG-FGA	Pct	FT-FTA	Pct	Off	Def	Tot	Avg	PF	A	TO	Blk		Stl	
at James Madison	11/22/03	72-78	L	31-57	.544	7-13	.538	9-16	.563	7	29	36	36.0	21	14	20	4	6	78	78.0
SOUTHERN WESLEYAN	11/24/03	77-53	W	20-63	.317	2-14	.143	11-20	.550	15	21	36	36.0	20	9	25	1	15	53	65.5
GREENSBORO COLLEGE	11/26/03	74-49	W	15-42	.357	7-15	.467	12-15	.800	7	26	33	35.0	19	9	29	2	8	49	60.0
at Minnesota	11/30/03	84-91	Lot	30-59	.508	8-16	.500	23-33	.697	13	26	39	36.0	18	18	16	3	8	91	67.8
at UNC-Greensboro	12/03/03	65-73	L	27-59	.458	6-19	.316	13-18	.722	12	26	38	36.4	18	10	14	1	10	73	68.8
at Northern Iowa	12/06/03	64-55	W	18-61	.295	4-31	.129	15-22	.682	13	29	42	37.3	22	7	12	1	4	55	66.5
at UNC Asheville	12/14/03	60-56	W	23-53	.434	4-16	.250	6-10	.600	9	31	40	37.7	15	13	19	4	5	56	65.0
at Ohio State	12/17/03	68-70	L	27-57	.474	2-11	.182	14-21	.667	11	23	34	37.2	15	11	10	1	9	70	65.6
HIGH POINT	12/20/03	98-87	W	31-66	.470	5-15	.333	20-27	.741	14	19	33	36.8	29	13	17	2	17	87	68.0
BETHUNE-COOKMAN	12/29/03	62-49	W	19-58	.328	7-23	.304	4-6	.667	12	23	35	36.6	18	9	18	1	11	49	66.1
LIPSCOMB	12/30/03	92-56	W	20-62	.323	4-20	.200	12-21	.571	12	16	28	35.8	18	11	13	1	9	56	65.2
EAST TENNESSEE STATE	01/05/04	68-69	L	27-64	.422	6-14	.429	9-15	.600	13	24	37	35.9	21	13	18	2	13	69	65.5
at Coll of Charleston	01/10/04	65-70	L	20-43	.465	9-22	.409	21-32	.656	9	25	34	35.8	19	11	19	5	9	70	65.8
ERSKINE	01/13/04	89-51	W	19-52	.365	8-20	.400	5-15	.333	7	20	27	35.1	21	8	18	1	5	51	64.8
at The Citadel	01/19/04	76-61	W	21-54	.389	8-22	.364	11-15	.733	10	24	34	35.1	24	11	19	1	6	61	64.9
WOFFORD	01/19/04	91-55	W	21-45	.467	5-19	.263	8-19	.421	8	20	28	34.6	20	9	25	4	4	55	64.4
CHATTANOOGA	01/26/04	68-77	L	29-66	.439	5-16	.313	14-16	.875	11	28	39	34.9	17	11	9	3	12	77	65.1
APPALACHIAN STATE	01/31/04	85-74	W	31-72	.431	4-21	.190	8-10	.800	13	19	32	34.7	24	8	15	1	13	74	65.5
at Elon	02/02/04	60-67	L	25-46	.543	5-11	.455	12-15	.800	9	23	32	34.6	18	13	13	2	3	67	65.6
at Georgia Southern	02/07/04	77-72	W	26-71	.366	6-26	.231	14-24	.583	17	26	43	35.0	23	14	16	4	11	72	65.9
DAVIDSON	02/10/04	73-83	L	27-55	.491	15-26	.577	14-19	.737	9	29	38	35.1	19	19	18	0	6	83	66.7

Opponents		1467		535-1268	.422	134-413	.324	263-400	.658	242	531	773	35.1	439	260	376	44	192	1467	66.7
Furman		1635		571-1271	.449	164-463	.354	329-475	.693	256	572	828	37.6	390	343	344	78	200	1635	74.3

2003-04 FURMAN PALADINS BASKETBALL
FURMAN HIGH/LOW ANALYSIS
ALL GAMES

FURMAN - GAME HIGHS

POINTS.....	98	vs High Point (12/20/03)
FIELD GOALS MADE.....	35	at Minnesota (11/30/03)
FIELD GOAL ATTEMPTS.....	67	vs Chattanooga (01/26/04)
	67	vs Greensboro College (11/26/03)
FIELD GOAL PERCENTAGE.....	.611 (33-54)	vs Lipscomb (12/30/03)
3 PT FIELD GOALS MADE.....	14	vs Davidson (02/10/04)...School Record
3 PT FG ATTEMPTS.....	31	vs Chattanooga (01/26/04)
3 PT FG PERCENTAGE.....	.565 (13-23)	vs Lipscomb (12/30/03)
FREE THROWS MADE.....	29	vs High Point (12/20/03)
FREE THROW ATTEMPTS.....	36	vs High Point (12/20/03)
FREE THROW PERCENTAGE.....	.833 (15-18)	at Coll of Charleston (01/10/04)
REBOUNDS.....	48	vs Chattanooga (01/26/04)
ASSISTS.....	25	vs Lipscomb (12/30/03)
STEALS.....	17	vs Greensboro College (11/26/03)
BLOCKED SHOTS.....	7	vs Erskine (01/13/04)
TURNOVERS.....	24	vs Southern Wesleyan (11/24/03)
FOULS.....	25	at Coll of Charleston (01/10/04)

FURMAN - GAME LOWS

POINTS.....	60	at UNC Asheville (12/14/03)
	60	at Elon (2/2/04)
FIELD GOALS MADE.....	20	vs Bethune-Cookman (12/29/03)
FIELD GOAL ATTEMPTS.....	49	at Ohio State (12/17/03)
FIELD GOAL PERCENTAGE.....	.328 (21-64)	at UNC Asheville (12/14/03)
3 PT FIELD GOALS MADE.....	2	at Northern Iowa (12/06/03)
	2	at Coll of Charleston (01/10/04)
3 PT FG ATTEMPTS.....	12	at Coll of Charleston (01/10/04)
3 PT FG PERCENTAGE.....	.154 (2-13)	at Northern Iowa (12/06/03)
FREE THROWS MADE.....	7	at UNC-Greensboro (12/03/03)
	7	vs Georgia Southern (01/17/04)
FREE THROW ATTEMPTS.....	11	at UNC-Greensboro (12/03/03)
	11	at Ohio State (12/17/03)
FREE THROW PERCENTAGE.....	.579 (11-19)	at UNC Asheville (12/14/03)
REBOUNDS.....	25	at Elon (2/2/04)
ASSISTS.....	10	at James Madison (11/22/03)
	10	at UNC Asheville (12/14/03)
STEALS.....	4	vs Chattanooga (01/26/04)
BLOCKED SHOTS.....	0	at Elon (2/2/04)
TURNOVERS.....	8	at Northern Iowa (12/06/03)
FOULS.....	10	vs Bethune-Cookman (12/29/03)

FURMAN - INDIVIDUAL GAME HIGHS

POINTS.....	32	NDOYE, Maleye at Minnesota (11/30/03)
	32	NDOYE, Maleye at James Madison (11/22/03)
FIELD GOALS MADE.....	14	NDOYE, Maleye at Minnesota (11/30/03)
FIELD GOAL ATT.....	21	NDOYE, Maleye at Minnesota (11/30/03)
FG PCT (min 5 made).....	.900 (9-10)	PROWELL, Quan at UNC-Greensboro (12/03/03)
3 PT FG MADE.....	6	NDOYE, Maleye at The Citadel (01/19/04)
	6	WEBB, Eric at Ohio State (12/17/03)
3 PT FG ATTEMPTS.....	10	NDOYE, Maleye vs Davidson (02/10/04)
	10	WEBB, Eric at UNC Asheville (12/14/03)
3-PT FG PCT (min 2 made).....	1.000 (3-3)	CARTER, Tony vs Wofford (01/24/04)
	1.000 (3-3)	EARLE, Ben vs Lipscomb (12/30/03)
	1.000 (2-2)	PROWELL, Quan vs Greensboro College (11/26/03)
FREE THROWS MADE.....	14	NDOYE, Maleye at James Madison (11/22/03)
FREE THROW ATT.....	18	NDOYE, Maleye at James Madison (11/22/03)
FT PCT (min 5 made).....	1.000 (6-6)	SANDERS, Nick vs East Tennessee State (01/05/04)
	1.000 (6-6)	PROWELL, Quan vs Bethune-Cookman (12/29/03)
REBOUNDS.....	11	SANDERS, Nick at The Citadel (01/19/04)
	11	SANDERS, Nick vs East Tennessee State (01/05/04)
	11	SANDERS, Nick at Northern Iowa (12/06/03)
ASSISTS.....	9	WEBB, Eric vs Lipscomb (12/30/03)
	9	CARTER, Tony at Minnesota (11/30/03)
STEALS.....	5	CARTER, Tony at Minnesota (11/30/03)
BLOCKED SHOTS.....	5	PROWELL, Quan vs Erskine (01/13/04)
TURNOVERS.....	7	CARTER, Tony vs East Tennessee State (01/05/04)

2003-04 FURMAN PALADINS BASKETBALL
FURMAN HIGH/LOW ANALYSIS
ALL GAMES

OPPONENT - GAME HIGHS

POINTS.....	91	at Minnesota (11/30/03)
FIELD GOALS MADE.....	31	vs Appalachian State (01/31/04)
	31	vs High Point (12/20/03)
	31	at James Madison (11/22/03)
FIELD GOAL ATTEMPTS.....	72	vs Appalachian State (01/31/04)
FIELD GOAL PERCENTAGE.....	.544 (31-57)	at James Madison (11/22/03)
3 PT FIELD GOALS MADE.....	15	vs Davidson (02/10/04)
3 PT FG ATTEMPTS.....	31	at Northern Iowa (12/06/03)
3 PT FG PERCENTAGE.....	.577 (15-26)	vs Davidson (02/10/04)
FREE THROWS MADE.....	23	at Minnesota (11/30/03)
FREE THROW ATTEMPTS.....	33	at Minnesota (11/30/03)
FREE THROW PERCENTAGE.....	.875 (14-16)	vs Chattanooga (01/26/04)
REBOUNDS.....	43	at Georgia Southern (02/07/04)
ASSISTS.....	19	vs Davidson (02/10/04)
	19	vs Georgia Southern (01/17/04)
STEALS.....	17	vs High Point (12/20/03)
BLOCKED SHOTS.....	5	at Coll of Charleston (01/10/04)
TURNOVERS.....	29	vs Greensboro College (11/26/03)
FOULS.....	29	vs High Point (12/20/03)

OPPONENT - GAME LOWS

POINTS.....	49	vs Greensboro College (11/26/03)
	49	vs Bethune-Cookman (12/29/03)
FIELD GOALS MADE.....	15	vs Greensboro College (11/26/03)
FIELD GOAL ATTEMPTS.....	42	vs Greensboro College (11/26/03)
FIELD GOAL PERCENTAGE.....	.295 (18-61)	at Northern Iowa (12/06/03)
3 PT FIELD GOALS MADE.....	2	vs Southern Wesleyan (11/24/03)
	2	at Ohio State (12/17/03)
3 PT FG ATTEMPTS.....	11	at Ohio State (12/17/03)
	11	at Elon (2/2/04)
3 PT FG PERCENTAGE.....	.129 (4-31)	at Northern Iowa (12/06/03)
FREE THROWS MADE.....	4	vs Bethune-Cookman (12/29/03)
FREE THROW ATTEMPTS.....	6	vs Bethune-Cookman (12/29/03)
FREE THROW PERCENTAGE.....	.333 (5-15)	vs Erskine (01/13/04)
REBOUNDS.....	27	vs Erskine (01/13/04)
ASSISTS.....	7	at Northern Iowa (12/06/03)
STEALS.....	3	at Elon (2/2/04)
BLOCKED SHOTS.....	0	vs Georgia Southern (01/17/04)
	0	vs Davidson (02/10/04)
TURNOVERS.....	9	vs Chattanooga (01/26/04)
FOULS.....	15	at UNC Asheville (12/14/03)
	15	at Ohio State (12/17/03)


OPPONENT - INDIVIDUAL GAME HIGHS

POINTS.....	32	JOHNSON, Ben, Minnesota (11/30/03)
FIELD GOALS MADE.....	12	JOHNSON, Ben, Minnesota (11/30/03)
FIELD GOAL ATT.....	19	JOHNSON, Ben, Minnesota (11/30/03)
FG PCT (min 5 made).....	.875 (7-8)	HUMPHRIES, Kris, Minnesota (11/30/03)
3 PT FG MADE.....	4	BARBOSA, Ray, James Madison (11/22/03)
	4	WILLIAMS, Jason, Greensboro College (11/26/03)
	4	BOONE, Adam, Minnesota (11/30/03)
	4	BRISTOW, Ray, UNC Greensboro (12/03/03)
	4	MOBLEY, Thomas, College of Charleston (1/10/04)
	4	GIBSON, Kordel, Georgia Southern (1/17/04)
	4	WILSON, Erick, The Citadel (1/19/04)
	4	RICE, Scottie, Elon (2/04/04)
	4	MCKILLOP, Matt, Davidson (2/10/04)
	4	WINTERS, Brendan, Davidson (2/10/04)
3 PT FG ATTEMPTS.....	11	NESBITT, Elton, Georgia Southern (1/17/04)
3-PT FG PCT (min 4 made).....	1.800 (4-4)	RICE, Scottie, Elon (2/04/04)
FREE THROWS MADE.....	11	HUMPHRIES, Kris, Minnesota (11/30/03)
	11	ECHENIQUE, Jerry, High Point (12/20/03)
FREE THROW ATT.....	16	HUMPHRIES, Kris, Minnesota (11/30/03)
FT PCT (min 5 made).....	1.000 (6-6)	JOHNSON, Ben, Minnesota (11/30/03)
REBOUNDS.....	11	SCHNEIDERMAN, Matt, Northern Iowa (12/06/03)
	11	FIELDS, Jerald, East Tennessee State (01/05/04)
	11	BENNETT, Frank, Georgia Southern (02/07/04)
ASSISTS.....	9	WILLIAMS, Terry, Georgia Southern (02/07/04)
STEALS.....	5	GATHINGS, Danny, High Point (12/20/03)
		THOMPSON, D.J., Appalachian State (1/31/04)
BLOCKED SHOTS.....	3	BENTON, Mike, College of Charleston (01/10/04)
TURNOVERS.....	7	MARSHALL, Brot, Southern Wesleyan (11/24/03)

I Moussa Diagne

Forward, 6-8, 210, Freshman

Thies, Senegal ▲ Mount Olive (Ga.) Preparatory School



Diagne Jive: Last name is pronounced "Jine"...sat out Furman's first seven games...first sub for starting center Marijan Pojatina...has registered six double figure performances, including season-high 13 points vs. Erskine (89-51 win)...tallied 11 pts., 9 rebs. vs. Davidson last time out...had 9 pts., 9 rebs. vs. Appalachian State (85-74 win) and 12 pts. 5 rebs. vs. Charleston...has averaged 9.0 ppg over last 13 games...ranks fifth among SoCon freshmen in scoring (7.9 ppg).

2003-04 SEASON SUMMARY

Opponent	Date	GS	----TOTAL----		-----3-PTS-----		----REBOUNDS----														
			Min	FG-FGA	.Pct	3PTG-FGA	.Pct	FT-FTA	.Pct	Off	Def	Tot	Avg	PF	FO	A	TO	Bk	Stl	Pts.	Avg
@ Ohio State	12-17-03		26	2-6	.333	0-1	.000	1-2	.500	0	2	2	2.0	2	0	2	3	1	1	5	5.0
HIGH POINT	12-20-03		10	0-1	.000	0-1	.000	0-0	.000	0	1	1	1.5	4	0	0	1	0	0	0	2.5
BETHUNE-COOKMAN	12-29-03		18	2-4	.500	0-0	.000	2-4	.500	2	1	3	2.0	4	0	1	2	0	1	6	3.7
LIPSCOMB	12-30-03		18	5-7	.714	1-2	.500	1-1	1.000	2	3	5	2.8	2	0	0	0	1	1	12	5.8
EAST TENNESSEE STATE	1-05-04		14	3-6	.500	0-0	.000	0-0	.000	1	0	1	2.4	4	0	0	2	2	0	6	5.8
@ College of Charleston	1-10-04		22	6-14	.429	0-1	.000	0-0	.000	3	2	5	2.8	4	0	0	1	0	2	12	6.8
ERSKINE	1-13-04		18	5-	.714	0-2	.000	3-3	1.000	2	2	4	3.0	2	0	1	2	0	1	13	7.7
GA. SOUTHERN	1-17-04		20	5-10	.500	0-0	.000	0-0	.000	3	2	5	3.3	3	0	0	1	1	0	10	8.0
@ The Citadel	1-19-04		25	5-8	.625	0-0	.000	0-2	.000	2	2	4	3.3	1	0	0	1	0	3	10	8.2
WOFFORD	1-24-04		21	2-5	.400	0-1	.000	2-2	1.000	1	4	5	3.5	3	0	0	2	0	2	6	8.0
CHATTANOOGA	1-26-04		18	1-6	.167	0-1	.000	2-2	1.000	2	2	4	3.5	2	0	1	0	0	0	4	7.6
APPALACHIAN STATE	1-31-04		24	2-4	.500	0-0	.000	5-6	.833	4	5	9	4.0	1	0	1	4	1	0	9	7.8
@ Elon	2-04-04		22	4-6	.667	0-1	.000	0-0	.000	1	2	3	3.9	1	0	0	3	0	2	8	7.8
@ Georgia Southern	2-07-04		22	3-6	.500	0-0	.000	1-2	.500	2	4	6	4.1	3	0	0	2	1	0	7	7.7
DAVIDSON	1-10-04		24	4-8	.500	3-4	.750	0-2	.000	4	5	9	4.4	1	0	1	1	0	1	11	7.9
Totals		0	302	49-98	.500	4-14	.286	17-26	.654	29	37	66	4.4	37	0	7	25	7	14	119	7.9

#01 MOUSSA DIAGNE'S SUPERLATIVES/CAREER STATISTICS


CATEGORY	SEASON
Points:	13 vs. Erskine (1-13)
Field Goals Made:	6 vs. College of Charleston (1-10)
Field Goals Attempted:	14 vs. College of Charleston (1-10)
3-Point Field Goals Made:	1 vs. Lipscomb (12-30)
3-Point Field Goals Attempted: ..	2 vs. Lipscomb (12-30), vs. Erskine (1-13)
Free Throws Made:	5 vs. Appalachian State (1-31)
Free Throws Attempted:	6 vs. Appalachian State (1-31)
Rebounds:	9 vs. Appalachian State (1-31), Davidson (2-10)
Assists:	2 vs. Ohio State (12-17)
Blocks:	2 vs. East Tennessee State (1-5)
Steals:	3 vs. The Citadel (1-19)
Minutes:	26 vs. Ohio State (12-17)

YEAR	GP-GS	MP-AVG	FGM-FGA	PCT	3P-3PA	PCT	FTM-FTA	PCT	REB-AVG	PF-D	A	TO	BK	ST	PTS	AVG
2003-04	15-0	302-20.1	49-98	.500	4-14	.286	17-26	.654	66-4.4	37-0	7	25	7	14	119	7.9

3 Tony Carter

Guard, 6-0, 170, Sophomore

Burlington, North Carolina ▲ Williams High School



Carter Cuts: Furman's assists (78) and steals (45) leader...tallied 12 pts., 6 rebs., 4 stl. vs. Ga. Southern (77-72 win)...has gone 22x29 (.758) at the free throw line over the last six games...scored season high (and matched career high) with 20 pts. vs. Appalachian State (85-74 win)...has converted 50x106 FGs (.472) and 21x46 3PGs (.456) over the last 15 games...could challenge Furman season steals standard (64) set by Guilherme Da Luz (2001-02).

2003-04 SEASON SUMMARY

Opponent	Date	GS	Min	----TOTAL----		-----3-PTS-----		FT-FTA		----REBOUNDS----				A	TO	Blk	Stl	Pts.	Avg			
				FG-FGA	.Pct	3PG-FGA	.Pct	Pct	Off	Def	Tot	Avg	PF							FO		
@ James Madison	11-22-03	*	39	4-8	.500	2-5	.400	2-2	1.000	2	1	3	3.0	3	0	4	2	0	3	12	12.0	
SO. WESLEYAN	11-24-03	*	25	2-4	.500	1-3	.333	2-5	.400	0	3	3	3.0	0	0	5	6	0	3	7	9.5	
GREENSBORO COLLEGE	11-26-03	*	21	2-7	.286	1-4	.250	3-8	.375	0	0	0	2.0	1	0	2	3	0	2	8	9.0	
@ Minnesota	11-30-03	*	38	4-9	.444	0-3	.000	0-2	.000	0	3	3	2.3	0	0	9	1	0	5	8	8.8	
@ UNC Greensboro	12-03-03	*	34	2-6	.333	0-2	.000	1-2	.500	0	3	3	2.4	1	0	4	1	0	0	5	8.0	
@ Northern Iowa	12-06-03	*	13	0-3	.000	0-1	.000	2-5	.400	1	3	4	2.7	5	1	2	2	0	1	2	7.0	
@ UNC Asheville	12-14-03	*	31	3-10	.300	1-6	.167	4-8	.500	3	3	6	2.7	0	0	3	3	0	1	11	7.6	
@ Ohio State	12-17-03	*	32	3-4	.750	2-3	.667	2-2	1.000	0	2	2	2.6	4	0	6	3	0	0	10	7.9	
HIGH POINT	12-20-03	*	24	7-10	.700	2-5	.400	2-3	.667	2	2	4	2.8	0	0	2	2	0	0	18	9.0	
BETHUNE-COOKMAN	12-29-03	*	32	3-9	.333	3-5	.600	2-2	1.000	3	6	9	3.4	2	0	3	0	0	2	11	9.2	
LIPSCOMB	12-30-03	*	32	0-3	.000	0-2	.000	1-2	.500	0	4	4	3.5	1	0	6	3	0	1	1	8.5	
EAST TENNESSEE STATE	1-05-04	*	33	4-9	.444	2-3	.667	2-3	.667	1	5	6	3.9	1	0	3	7	0	4	12	8.8	
@ College of Charleston	1-10-04	*	36	2-6	.333	2-4	.500	3-6	.500	1	3	4	3.9	5	1	1	4	0	1	9	8.8	
ERSKINE	1-13-04	*	24	2-6	.333	1-3	.333	0-0	.000	0	1	1	3.7	1	0	3	1	0	2	5	8.5	
GA. SOUTHERN	1-17-04	*	29	5-7	.714	0-1	.000	3-7	.429	1	4	5	3.8	3	0	3	4	0	4	13	8.8	
@ The Citadel	1-19-04	*	32	5-8	.625	1-2	.500	4-5	.800	2	5	7	4.0	0	0	2	1	0	3	15	9.2	
WOFFORD	1-24-04	*	26	3-5	.600	3-3	1.000	1-3	.333	0	2	2	3.9	2	0	6	0	0	4	10	9.2	
CHATTANOOGA	1-26-04	*	26	4-7	.571	2-4	.500	0-0	.000	2	5	7	4.1	2	0	2	4	0	1	10	9.3	
APPALACHIAN STATE	1-31-04	*	33	6-12	.500	2-5	.400	6-8	.750	1	0	1	3.9	2	0	4	3	0	1	20	9.8	
@ Elon	2-02-04	*	34	2-7	.286	1-4	.250	4-4	1.000	2	2	4	3.9	2	0	1	2	0	3	9	9.8	
@ Georgia Southern	2-07-04	*	32	4-7	.571	0-1	.000	4-5	.800	0	6	6	4.0	5	1	2	5	0	4	12	9.9	
DAVIDSON	2-10-04	*	32	0-6	.000	0-1	.000	3-4	.750	3	0	3	4.0	3	0	5	1	0	0	3	9.6	
Totals			22	658	67-153	.438	26-70	.371	51-86	.593	24	63	87	4.0	43	3	78	58	0	45	211	9.6

#03 TONY CARTER'S SUPERLATIVES/CAREER STATISTICS


CATEGORY	SEASON	CAREER
Points:	20 vs. Appalachian State (1-31)	20 vs. Western Carolina (1-13-03), vs. Appalachian State (1-31-04)
Field Goals Made:	7 vs. High Point (12-20)	7 vs. High Point (12-20-03)
Field Goals Attempted:	12 vs. Appalachian State (1-31)	12 vs. Appalachian State (1-31-04)
3-Point Field Goals Made:	3 vs. Bethune-Cookman (12-29)	3 vs. three opponents
3-Point Field Goals Attempted:	6 vs. UNC Asheville (12-14)	6 vs. three opponents
Free Throws Made:	6 vs. Appalachian State (1-31)	9 vs. Western Carolina (1-13-03)
Free Throws Attempted:	8 vs. three opponents	11 vs. Western Carolina (1-13-03)
Rebounds:	9 vs. Bethune-Cookman (12-29)	9 vs. Bethune-Cookman (12-29)
Assists:	9 vs. Minnesota (11-30)	9 vs. Minnesota (11-30-03)
Blocks:	None	1 vs. Chattanooga (12-16-02), vs. New Hampshire (12-28-02)
Steals:	5 vs. Minnesota (11-30)	5 vs. Minnesota (11-30)
Minutes:	39 vs. James Madison (11-22)	39 vs. James Madison (11-22-03)

YEAR	GP-GS	MP-AVG	FGM-FGA	PCT	3P-3PA	PCT	FTM-FTA	PCT	REB-AVG	PF-D	A	TO	BK	ST	PTS	AVG
2002-03	31-18	739-23.8	52-158	.329	23-81	.284	29-43	.674	95-3.1	45-0	52	37	2	35	156	5.0
2003-04	22-22	658-29.9	67-153	.438	26-70	.371	51-86	.593	87-4.0	43-3	78	58	0	45	211	9.6
Totals	53-40	1396-26.3	119-311	.382	49-151	.324	80-129	.620	182-3.4	88-3	130	95	2	80	367	6.9

4 Robby Bostain

Guard/Forward, 6-3, 185, R-Freshman

Duluth, Georgia ▲ Brookwood High School



Bostain Bests: Lefthander who is currently the top scoring freshman in SoCon (10.6 ppg)...sees action at point and second guard...third on team in assists (60)...only 25 fouls on season...posted 11 pts., 4 rebs. and 3 stl. vs. Ga. Southern (77-72 win)...has averaged 11.4 ppg over the last six games...excellent free throw shooter (73x93, .785) who leads squad in FTM & FTA...registered 21 pts. (13x16 FTs), 8 reb., and 5 ast. versus High Point (98-87 win).

2003-04 SEASON SUMMARY

Opponent	Date	GS	Min	----TOTAL----		-----3-PTS-----		FT-FTA	.Pct	----REBOUNDS----				PF	FO	A	TO	Blk	Stl	Pts.	Avg	
				FG-FGA	.Pct	3PTG-FGA	.Pct			Off	Def	Tot	Avg									
@ James Madison	11-22-03	*	24	3-14	.214	2-8	.250	3-4	.750	1	4	5	5.0	1	0	4	3	0	3	11	11.0	
SO. WESLEYAN	11-24-03	*	28	5-12	.417	0-2	.000	2-3	.667	3	3	6	5.5	1	0	3	1	0	3	12	11.5	
GREENSBORO COLLEGE	11-26-03	*	23	1-6	.167	1-2	.500	1-2	.500	3	4	7	6.0	0	0	6	0	0	2	4	9.0	
@ Minnesota	11-30-03	*	21	2-6	.333	0-1	.000	1-2	.500	0	5	5	5.8	2	0	2	2	0	0	5	8.0	
@ UNC Greensboro	12-03-03	*	17	1-7	.143	0-2	.000	0-0	.000	1	3	4	5.4	0	0	3	2	0	1	2	6.8	
@ Northern Iowa	12-06-03	*	30	6-12	.500	0-2	.000	6-7	.857	2	2	4	5.2	0	0	0	0	0	1	18	8.7	
@ UNC Asheville	12-14-03	*	28	3-10	.300	1-3	.333	4-4	1.000	3	1	4	5.0	1	0	1	2	0	1	11	9.0	
@ Ohio State	12-17-03	*	17	4-8	.500	0-2	.000	1-2	.500	0	1	1	4.5	2	0	1	2	0	2	9	9.0	
HIGH POINT	12-20-03	*	32	4-10	.400	0-3	.000	13-16	.813	1	7	8	4.9	2	0	5	4	0	1	21	10.3	
BETHUNE-COOKMAN	12-29-03	*	20	3-7	.429	0-3	.000	1-2	.500	1	0	1	4.5	0	0	1	3	0	1	7	10.0	
LIPSCOMB	12-30-03	*	19	5-9	.556	3-4	.750	4-6	.667	3	3	6	4.6	1	0	4	0	0	0	17	10.6	
EAST TENNESSEE STATE	1-5-04	*	28	3-10	.300	1-4	.250	2-2	1.000	1	2	3	4.5	0	0	1	4	0	2	9	10.5	
@ College of Charleston	1-10-04	*	23	5-13	.385	0-3	.000	3-3	1.000	3	1	4	4.5	1	0	3	0	1	2	13	10.7	
ERSKINE	1-13-04	*	20	5-10	.500	0-2	.000	3-3	1.000	3	2	5	4.5	2	0	1	2	0	1	13	10.9	
GA. SOUTHERN	1-17-04	*	27	4-9	.444	1-4	.250	1-1	1.000	1	5	6	4.6	0	0	3	2	0	1	10	10.8	
@ The Citadel	1-19-04	*	25	2-5	.400	0-2	.000	2-4	.500	0	3	3	4.5	2	0	5	2	0	3	6	10.5	
WOFFORD	1-24-04	*	23	2-2	1.000	1-1	1.000	3-4	.750	2	3	5	4.5	1	0	4	1	0	1	8	10.4	
CHATTANOOGA	1-26-04	*	28	3-11	.273	0-4	.000	4-5	.800	3	2	5	4.6	2	0	2	1	0	2	10	10.3	
APPALACHIAN STATE	1-31-04	*	29	3-9	.333	0-0	.000	10-11	.909	0	5	5	4.6	2	0	4	3	0	3	16	10.6	
@ Elon	2-02-04	*	27	5-9	.556	1-3	.333	2-4	.500	0	3	3	4.5	1	0	5	1	0	1	13	10.8	
@ Georgia Southern	2-07-04	*	25	3-8	.375	0-1	.000	5-6	.833	0	4	4	4.5	3	0	1	3	1	3	11	10.8	
DAVIDSON	2-10-04	*	20	2-8	.250	1-2	.500	2-2	1.000	0	3	3	4.4	1	0	1	1	0	1	7	10.6	
Totals			22	534	74-195	.379	12-58	.207	73-93	.785	31	66	97	4.4	25	0	60	39	2	35	233	10.6

#04 ROBBY BOSTAIN'S SUPERLATIVES/CAREER STATISTICS


CATEGORY	SEASON
Points:	21 vs. High Point (12-20)
Field Goals Made:	6 vs. Northern Iowa (12-6)
Field Goals Attempted:	14 vs. James Madison (11-22)
3-Point Field Goals Made:	3 vs. Lipscomb (12-30)
3-Point Field Goals Attempted: ..	8 vs. James Madison (11-22)
Free Throws Made:	13 vs. High Point (12-20)
Free Throws Attempted:	16 vs. High Point (12-20)
Rebounds:	8 vs. High Point (12-20)
Assists:	6 vs. Greensboro (11-26)
Blocks:	1 vs. College of Charleston (1-10)
Steals:	3 vs. five opponents
Minutes:	32 vs. High Point (12-20)

YEAR	GP-GS	MP-AVG	FGM-FGA	PCT	3P-3PA	PCT	FTM-FTA	PCT	REB-AVG	PF-D	A	TO	BK	ST	PTS	AVG
2003-04	22	534	74-195	.379	12-58	.207	73-93	.785	97-4.4	25-0	60	39	2	35	233	10.6

5 Maleye Ndoye

Forward, 6-8, 205, Senior

Dakar, Senegal ▲ Washington (Tenn.) Academy



Ndoye Notes: Pronounced "mah-LAY, n-DOY"...Furman's leading scorer (15.2 ppg) and the reigning SoCon POW...opened season with career high 32 pts. vs. JMU ...matched it in 91-84 overtime loss vs. Minnesota...scored 26 pts. vs. GSU (77-72 win)...averaged 18.6 ppg and shot .510 percent (53x104 FGs) over the last eight games...canned 21x46 3PFGs (.456) over the last nine games...28 pts. vs. Wofford (91-55 win) and 27 pts. vs. Citadel (76-61 win).

2003-04 SEASON SUMMARY

Opponent	Date	GS	Min	----TOTAL----		-----3-PTS-----			----REBOUNDS----											Pts.	Avg	
				FG-FGA	.Pct	3PFG-FGA	.Pct	FT-FTA	.Pct	Off	Def	Tot	Avg	PF	FO	A	TO	Blk	Stl			
@ James Madison	11-22-03	*	35	8-16	.500	2-6	.333	14-18	.778	1	3	4	4.0	2	0	1	2	1	1	32	32.0	
SO. WESLEYAN	11-24-03	*	22	3-9	.333	1-2	.500	1-2	.500	0	2	2	3.0	3	0	0	4	1	1	8	20.0	
GREENSBORO COLLEGE	11-26-03	*	26	5-12	.417	2-5	.400	3-3	1.000	5	2	7	4.3	1	0	0	0	0	1	15	18.3	
@ Minnesota	11-30-03	*	38	14-21	.667	2-5	.400	2-3	.667	2	7	9	5.5	5	1	1	0	1	2	32	21.8	
@ UNC Greensboro	12-03-03	*	37	6-11	.545	2-3	.667	2-2	1.000	1	3	4	5.2	2	0	1	2	0	0	16	20.6	
@ Northern Iowa	12-06-03	*	28	1-5	.200	0-1	.000	0-0	.000	0	3	3	4.8	2	0	0	1	0	3	2	17.5	
@ UNC Asheville	12-14-03	*	37	4-15	.267	1-7	.143	0-0	.000	3	5	8	5.4	1	0	2	0	0	1	9	16.1	
@ Ohio State	12-17-03	*	26	3-8	.375	1-2	.500	4-4	1.000	1	6	7	5.6	3	0	0	4	0	0	11	15.5	
HIGH POINT	12-20-03	*	32	9-14	.643	4-6	.677	5-6	.833	2	5	7	5.8	0	0	2	2	0	3	27	16.8	
BETHUNE-COOKMAN	12-29-03	*	30	5-12	.417	1-3	.333	0-0	.000	0	6	6	5.8	0	0	1	4	0	0	11	16.2	
LIPSCOMB	12-30-03	*	24	2-5	.400	0-2	.000	3-5	.600	0	5	5	5.7	1	0	1	3	1	1	7	15.4	
EAST TENNESSEE STATE	1-05-04	*	34	5-12	.417	1-4	.250	0-0	.000	1	5	6	5.7	1	0	3	0	0	1	11	15.1	
@ College of Charleston	1-10-04	*	23	1-6	.167	0-0	.000	0-0	.000	0	0	0	5.2	3	0	0	3	2	0	2	14.1	
ERSKINE	1-13-04	*	21	1-6	.167	1-2	.500	0-0	.000	0	5	5	5.2	1	0	2	0	1	0	3	13.3	
GA. SOUTHERN	1-17-04	*	32	6-10	.600	1-3	.333	2-2	1.000	1	4	5	5.2	2	0	3	0	1	1	15	13.4	
@ The Citadel	1-19-04	*	31	9-13	.692	6-8	.750	3-4	.750	0	2	2	5.0	3	0	1	1	0	1	27	14.3	
WOFFORD	1-24-04	*	31	11-17	.647	2-3	.667	4-5	.800	2	4	6	5.1	1	0	2	1	1	1	28	15.1	
CHATTANOOGA	1-26-04	*	28	2-8	.250	1-6	.167	3-4	.750	2	0	2	4.9	4	0	0	1	1	0	8	14.7	
APPALACHIAN STATE	1-31-04	*	32	4-8	.500	2-5	.400	2-2	1.000	0	7	7	5.0	3	0	3	5	0	0	12	14.5	
@ Elon	2-02-04	*	30	5-15	.333	1-5	.200	1-4	.250	3	5	8	5.2	3	0	0	0	0	0	12	14.4	
@ Georgia Southern	2-07-04	*	34	9-14	.643	3-4	.750	5-6	.833	0	4	4	5.1	2	0	1	5	0	3	26	15.0	
DAVIDSON	2-10-04	*	34	7-19	.368	4-10	.400	3-5	.600	3	5	8	5.2	3	0	0	1	0	0	21	15.2	
Totals			22	665	120-256	.469	38-92	.413	57-75	.760	27	88	115	5.2	46	1	24	39	10	20	335	15.2

#05 MALEYE NDOYE'S SUPERLATIVES/CAREER STATISTICS


CATEGORY	SEASON	CAREER
Points:	32 vs. James Madison (11-22), vs. Minnesota (11-30)	32 vs. James Madison (11-22-03), vs. Minnesota (11-30-03)
Field Goals Made:	14 vs. Minnesota (11-30)	14 vs. Minnesota (11-30-03)
Field Goals Attempted:	21 vs. Minnesota (11-30)	21 vs. Minnesota (11-30-03)
3-Point Field Goals Made:	6 vs. The Citadel (1-19)	6 vs. The Citadel (1-19-04)
3-Point Field Goals Attempted:	10 vs. Davidson (2-10)	10 vs. Davidson (2-10-04)
Free Throws Made:	14 vs. James Madison (11-22)	14 vs. James Madison (11-22-03)
Free Throws Attempted:	18 vs. James Madison (11-22)	18 vs. James Madison (11-22-03)
Rebounds:	9 vs. Minnesota (11-30)	11 vs. Atlanta Christian (11-18-01), vs. St. Mary's (11-27-02)
Assists:	3 vs. East Tennessee State (1-5)	5 vs. UNC Asheville (12-4-01), vs. So. Wesleyan (11-24)
Blocks:	2 vs. College of Charleston (1-10)	2 vs. seven opponents
Steals:	3 vs. Northern Iowa (12-6)	4 vs. St. Mary's (11-27-02)
Minutes:	38 vs. Minnesota (11-30)	38 vs. Minnesota (11-30)

YEAR	GP-GS	MP-AVG	FGM-FGA	PCT	3P-3PA	PCT	FTM-FTA	PCT	REB-AVG	PF-D	A	TO	BK	ST	PTS	AVG
2000-01	26-6	387-14.9	39-81	.481	0-4	.000	12-21	.571	72-2.8	71-2	12	28	10	12	90	3.5
2001-02	30-4	507-16.9	79-163	.485	0-7	.000	24-36	.667	120-4.0	72-2	32	43	16	12	182	6.1
2002-03	25-16	447-17.9	51-123	.415	5-11	.455	22-37	.595	68-2.7	58-0	21	41	10	20	129	5.2
2003-04	22-22	665-30.2	120-256	.469	38-92	.413	57-75	.760	115-5.2	46-1	24	39	10	20	335	15.2
Totals	103-48	2006-19.5	289-623	.464	43-114	.377	115-169	.680	375-3.6	247-5	89	151	46	64	736	7.1

10 Marijan Pojatina

Center, 6-11, 205, Senior

Zagreb, Croatia ▲ XI School



Pojatina Pointers: Pronounced "Mar-E-ahn, POE-yah-ta-nah"...Furman blocks leader (32)...ranks fourth on Furman career charts with 107 blocks...tallied 4 pts., 6 reb., and 4 blk. vs. Chattanooga...had season high 11 pts., 7 rebs., and 4 blks. vs. Southern Wesleyan (77-53 win)...registered 8 pts., 4 rebs., 3 blks. vs. Lipscomb (92-56 win) in Jack In The Box Furman Classic championship game...recorded three blocks vs. Davidson.

2003-04 SEASON SUMMARY

Opponent	Date	GS	----TOTAL----			-----3-PTS-----			----REBOUNDS----													
			Min	FG-FGA	.Pct	3PFG-FGA	.Pct	FT-FTA	.Pct	Off	Def	Tot	Avg	PF	FO	A	TO	Blk	Stl	Pts.	Avg	
@ James Madison	11-22-03	*	16	0-4	.000	0-0	.000	1-2	.500	4	3	7	7.0	1	0	1	2	1	0	1	1.0	
SO. WESLEYAN	11-24-03	*	24	3-7	.429	0-1	.000	5-9	.556	1	6	7	7.0	3	0	2	4	4	1	11	6.0	
GREENSBORO COLLEGE	11-26-03	*	20	2-9	.222	0-0	.000	0-1	.000	1	3	4	6.0	3	0	0	2	3	0	4	5.3	
@ Minnesota	11-30-03	*	18	3-3	1.000	0-0	.000	0-1	.000	1	0	1	4.8	5	1	1	2	2	0	6	5.5	
@ UNC Greensboro	12-03-03	*	12	0-1	.000	0-0	.000	0-0	.000	0	3	3	4.4	0	0	0	0	1	0	0	4.4	
@ Northern Iowa	12-06-03	*	13	1-2	.500	0-0	.000	0-0	.000	0	2	2	4.0	4	0	3	0	1	0	2	4.0	
@ UNC Asheville	12-06-03	*	9	1-3	.333	0-0	.000	0-0	.000	0	1	1	3.6	4	0	0	1	1	1	2	3.7	
HIGH POINT	12-20-03	*	10	0-2	.000	0-0	.000	0-0	.000	0	2	2	3.4	4	0	0	2	0	0	0	3.3	
BETHUNE-COOKMAN	12-29-03	*	15	0-3	.000	0-0	.000	1-2	.500	0	2	2	3.2	0	0	1	0	2	0	1	3.0	
LIPSCOMB	12-30-03	*	15	3-4	.750	0-0	.000	2-3	.667	0	4	4	3.3	3	0	0	0	3	0	8	3.5	
EAST TENNESSEE STATE	1-05-04	*	20	2-5	.400	0-0	.000	1-4	.250	1	3	4	3.4	2	1	2	1	1	0	5	3.6	
@ College of Charleston	1-10-04	*	14	3-5	.600	0-0	.000	0-0	.000	1	1	2	3.3	2	0	1	1	0	0	6	3.8	
ERSKINE	1-13-04	*	15	3-3	1.000	0-0	.000	1-3	.333	3	3	6	3.5	3	0	0	2	1	0	7	4.1	
GA. SOUTHERN	1-17-04	*	7	1-2	.500	0-0	.000	0-0	.000	1	0	1	3.3	2	0	1	2	1	0	2	3.9	
@ The Citadel	1-19-04	*	7	0-1	.000	0-0	.000	0-0	.000	0	0	0	3.1	4	0	0	0	1	0	0	3.7	
WOFFORD	1-24-04	*	13	2-5	.400	0-0	.000	3-4	.750	1	2	3	3.1	2	0	3	0	0	0	7	3.9	
CHATTANOOGA	1-26-04	*	18	2-7	.286	0-0	.000	0-0	.000	4	2	6	3.2	2	0	2	3	4	0	4	3.9	
APPALACHIAN STATE	1-31-04	*	20	2-3	.667	0-0	.000	0-0	.000	3	2	5	3.3	1	0	0	2	3	0	4	3.9	
@ Elon	2-02-04	*	14	0-1	.000	0-0	.000	0-0	.000	0	0	0	3.2	3	0	1	0	0	0	0	3.7	
@ Georgia Southern	2-07-04	*	10	0-1	.000	0-0	.000	0-0	.000	0	1	1	3.1	4	0	1	1	0	0	1	3.6	
DAVIDSON	2-10-04	*	11	0-1	.000	0-0	.000	2-2	1.000	1	0	1	3.0	3	0	0	1	3	0	2	3.5	
Totals			21	301	28-72	.389	0-1	.000	17-33	.515	22	40	62	3.0	55	1	19	26	32	2	73	3.5

#10 MARIJAN POJATINA'S SUPERLATIVES/CAREER STATISTICS


CATEGORY	SEASON	CAREER
Points:	11 vs. So. Wesleyan (11-24)	11 vs. So. Wesleyan (11-24-03)
Field Goals Made:	3 vs. five opponents	4 vs. Davidson (2-3-01), vs. St. Mary's (11-27-02)
Field Goals Attempted:	9 vs. Greensboro (11-26)	9 vs. Greensboro (11-26-03)
3-Point Field Goals Made:	None	None
3-Point Field Goals Attempted:	1 vs. So. Wesleyan (11-24)	1 vs. So. Wesleyan (11-24-03)
Free Throws Made:	5 vs. So. Wesleyan (11-24)	5 vs. So. Wesleyan (11-24-03)
Free Throws Attempted:	9 vs. So. Wesleyan (11-24)	9 vs. So. Wesleyan (11-24-03)
Rebounds:	7 vs. James Madison (11-22), vs. So. Wesleyan (11-22)	8 vs. New Hampshire (12-28-02)
Assists:	3 vs. Northern Iowa (12-6), vs. Wofford (1-24)	3 vs. three opponents
Blocks:	4 vs. So. Wesleyan (11-24)	5 vs. Georgia Southern (2-19-01)
Steals:	1 vs. So. Wesleyan (11-24), vs. UNC Asheville (12-14)	2 vs. Emory (12-8-01)
Minutes:	24 vs. So. Wesleyan (11-24)	30 vs. Chattanooga (2-5-01)

YEAR	GP-GS	MP-AVG	FGM-FGA	PCT	3P-3PA	PCT	FTM-FTA	PCT	REB-AVG	PF-D	A	TO	BK	ST	PTS	AVG
2000-01	20-5	278-13.9	19-44	.432	0-0	.000	3-10	.300	42-2.1	45-3	3	15	21	5	41	2.1
2001-02	22-1	155-7.0	16-29	.552	0-0	.000	3-4	.750	28-1.3	22-0	10	16	14	5	35	1.6
2002-03	30-21	419-14.0	45-83	.542	0-0	.000	11-16	.688	84-2.8	64-1	19	36	39	8	101	3.4
2003-04	21-21	301-14.3	28-72	.394	0-1	.000	17-33	.484	62-3.0	55-1	19	26	32	2	73	3.6
Totals	93-28	1153-12.4	108-228	.474	0-1	.000	34-63	.540	216-2.3	186-5	51	93	106	20	250	2.7

13 Eric Webb

Guard, 6-2, 185, Freshman

Grand Rapids, Minnesota ▲ Grand Rapids High School



Webb Workings: Third leading scoring freshman in the SoCon (9.6 ppg)...13 pts., 3 rebs., 3 ast., 1 stl. vs. Davidson...hit two late 3PGs in 77-72 victory at GSU...has converted 31x66 3PGs (.470) over the last 15 games...scored season high 20 pts. (6x8 3PGs) in 70-68 loss to Ohio State...registered season high nine assists vs. Lipscomb (92-56 win) in Jack In The Box Furman Classic championship game...FU top free throw shooter (33x41, .805)

2003-04 SEASON SUMMARY

Opponent	Date	GS	Min	----TOTAL----		-----3-PTS-----		FT-FTA	Pct	----REBOUNDS----					PF	FO	A	TO	Blk	Stl	Pts	Avg
				FG-FGA	Pct	3PGF-GA	Pct			Off	Def	Tot	Avg									
@ James Madison	11-22-03		23	2-9	.222	2-7	.286	0-0	.000	1	1	2	2.0	1	0	0	5	0	0	6	6.0	
SO. WESLEYAN	11-24-03		26	5-9	.556	4-8	.500	3-4	.750	1	2	3	2.5	0	0	3	2	0	1	17	11.5	
GREENSBORO COLLEGE	11-26-03		24	4-6	.667	2-4	.500	2-2	1.000	1	3	4	3.0	1	0	3	3	0	2	12	11.7	
@ Minnesota	11-30-03		34	1-8	.125	1-7	.143	4-4	1.000	0	3	3	3.0	1	0	4	3	0	1	7	10.5	
@ UNC Greensboro	12-03-03		29	4-10	.400	2-7	.286	0-0	.000	2	1	3	3.0	2	0	3	4	0	2	10	10.4	
@ Northern Iowa	12-06-03		31	3-8	.375	1-5	.200	4-6	.667	0	6	6	3.5	2	0	5	2	0	1	11	10.5	
@ UNC Asheville	12-14-03		21	4-11	.364	3-10	.300	0-0	.000	1	1	2	3.3	1	0	1	3	0	1	11	10.6	
@ Ohio State	12-17-03		30	7-9	.778	6-8	.750	0-1	.000	1	3	4	3.4	1	0	2	1	0	0	20	11.8	
HIGH POINT	12-20-03		25	3-4	.750	3-4	.750	5-6	.833	0	4	4	3.4	2	0	3	4	0	0	14	12.0	
BETHUNE-COOKMAN	12-29-03		27	0-6	.000	0-4	.000	2-2	1.000	2	1	3	3.4	0	0	2	1	0	0	2	11.0	
LIPSCOMB	12-30-03		21	2-3	.667	1-2	.500	0-0	.000	0	2	2	3.3	2	0	9	4	0	2	5	10.5	
EAST TENNESSEE STATE	1-05-04		19	2-5	.400	1-3	.333	2-2	1.000	0	0	0	3.0	1	0	2	3	0	1	7	10.2	
@ College of Charleston	1-10-04		20	1-3	.333	0-2	.000	2-2	1.000	0	1	1	2.8	2	0	6	3	0	1	4	9.7	
ERSKINE	1-13-04		24	4-9	.444	3-5	.600	0-0	.000	1	0	1	2.7	1	0	3	0	0	3	11	9.8	
GA. SOUTHERN	1-17-04		23	3-6	.500	2-4	.500	0-0	.000	0	1	1	2.6	1	0	1	5	0	0	8	9.7	
@ The Citadel	1-19-04		25	2-8	.250	1-4	.250	5-6	.833	1	2	3	2.6	2	0	1	4	0	2	10	9.7	
WOFFORD	1-24-04		27	3-7	.429	1-3	.333	2-4	.500	0	1	1	2.5	1	0	4	4	0	2	9	9.6	
CHATTANOOGA	1-26-04		26	4-11	.364	3-9	.333	0-0	.000	1	3	4	2.6	2	0	3	5	0	0	11	9.7	
APPALACHIAN STATE	1-31-04		12	2-3	.667	2-3	.667	0-0	.000	1	0	1	2.5	4	0	3	3	0	1	6	9.5	
@ EIoN	2-02-04		26	3-7	.429	3-5	.600	0-0	.000	1	1	2	2.5	2	0	2	0	0	1	9	9.5	
@ Georgia Southern	2-07-04		22	2-3	.667	2-3	.667	2-2	1.000	1	3	4	2.6	1	0	2	2	0	2	8	9.4	
DAVIDISON	2-10-04		27	5-9	.556	3-7	.429	0-0	.000	0	3	3	2.6	1	0	3	3	0	1	13	9.6	
Totals		0	542	66-154	.429	46-114	.404	33-41	.805	15	42	57	2.6	31	0	65	64	0	24	211	9.6	


#13 ERIC WEBB'S SUPERLATIVES/CAREER STATISTICS

CATEGORY	SEASON
Points:	20 vs. Ohio State (12-17)
Field Goals Made:	7 vs. Ohio State (12-17)
Field Goals Attempted:	11 vs. UNC Asheville (12-14), vs. Chattanooga (1-26)
3-Point Field Goals Made:	6 vs. Ohio State (12-17)
3-Point Field Goals Attempted:	10 vs. UNC Asheville (12-14)
Free Throws Made:	5 vs. High Point (12-20)
Free Throws Attempted:	6 vs. Northern Iowa (12-6), vs. High Point (12-20)
Rebounds:	6 vs. Northern Iowa (12-6)
Assists:	9 vs. Lipscomb (12-30)
Blocks:	None
Steals:	3 vs. Erskine (1-13)
Minutes:	34 vs. Minnesota (11-30)

YEAR	GP-GS	MP-AVG	FGM-FGA	PCT	3P-3PA	PCT	FTM-FTA	PCT	REB-AVG	PF-D	A	TO	BK	ST	PTS	AVG
2003-04	22-0	542	66-154	.429	46-114	.404	33-41	.805	57-2.6	31-0	65	64	0	24	211	9.6

15 Daniel Sperry

Forward, 6-6, 200, Sophomore
 St. Simmons Island, Georgia ▲ Glynn Academy



Sperry Spin: Walk-on who has seen limited action in four games.

2003-04 SEASON SUMMARY

Opponent	Date	GS	Min	----TOTAL----		-----3-PTS-----			----REBOUNDS----													
				FG-FGA	Pct	3PFG-FGA	Pct	FT-FTA	Pct	Off	Def	Tot	Avg	PF	FO	A	TO	Blk	Stl	Pts	Avg	
GREENSBORO COLLEGE	11-26-03		3	0-2	.000	0-0	.000	0-0	.000	1	0	1	1.5	0	0	0	0	0	0	0	0	0.0
LIPSCOMB	12-30-03		2	0-0	.000	0-0	.000	0-0	.000	0	0	0	1.0	0	0	0	0	0	0	0	0	0.0
ERSKINE	1-13-04		3	0-0	.000	0-0	.000	0-2	.000	0	0	0	0.3	2	0	0	1	0	0	0	0	0.0
WOFFORD	1-24-04		2	0-0	.000	0-0	.000	0-0	.000	0	0	0	0.3	1	0	0	0	0	1	0	0	0.0
Totals		0	10	0-2	.000	0-0	.000	0-2	.000	1	0	1	0.3	2	0	0	1	0	1	0	1	0.0


#15 DANIEL SPERRY'S SUPERLATIVES/CAREER STATISTICS

CATEGORY	SEASON	CAREER
Points:	None	4 vs. St. Mary's (11-27-02)
Field Goals Made:	None	2 vs. St. Mary's (11-27-02)
Field Goals Attempted:	2 vs. Greensboro (11-26)	2 vs. St. Mary's (11-27-02), vs. Greensboro (11-26-03)
3-Point Field Goals Made:	None	None
3-Point Field Goals Attempted:	None	None
Free Throws Made:	None	None
Free Throws Attempted:	2 vs. Erskine (1-13)	2 vs. Erskine (1-13)
Rebounds:	1 vs. Greensboro (11-26)	1 vs. St. Mary's (11-27-02), vs. Greensboro (11-26-03)
Assists:	None	None
Blocks:	None	None
Steals:	1 vs. Wofford (1-24)	1 vs. St. Mary's (11-27-02)
Minutes:	3 vs. Greensboro (11-26), vs. Erskine (1-13)	3 vs. Greensboro (11-26-03)

YEAR	GP-GS	MP-AVG	FGM-FGA	PCT	3P-3PA	PCT	FTM-FTA	PCT	REB-AVG	PF-D	A	TO	BK	ST	PTS	AVG
2002-03	3-0	3-1.0	2-2	1.000	0-0	.000	0-0	.000	1-0.3	0-0	0	1	0	1	4	1.3
2003-04	4-0	10-2.5	0-2	.000	0-0	.000	0-2	.000	1-0.3	3-0	0	1	0	1	0	0.0
Totals	7-0	13-1.9	2-4	.500	0-0	.000	0-2	.000	2-0.3	3-0	0	2	0	2	4	0.7

21 Ben Earle

Guard/Forward, 6-5, 190, R-Sophomore
Standish, Maine ▲ Windham Christian Academy



Earle Earnings: Transfer from NCAA Division III Gordon (Mass.) College who sat out 2002-03 campaign...missed five games (1/10-1/24) with injured knee, which required arthoscopic surgery...returned to action with season high 10 pts. vs. Chattanooga on Jan. 26...scored 9 pts. (3x5 3PFGs) vs. Ohio State and had 9 pts. (3x3 3PFGs) vs. Lipscomb (92-56 win) in Jack In The Box Furman Classic championship game.

2003-04 SEASON SUMMARY

Opponent	Date	GS	I---TOTAL---		I-----3-PTS-----I			I---REBOUNDS---										Pts	Avg		
			Min	FG-FGA	Pct	3PFG-FGA	Pct	FT-FTA	Pct	Off	Def	Tot	Avg	PF	FO	A	TO			Blk	Stl
@ James Madison	11-22-03		19	2-4	.500	1-2	.500	0-0	.000	1	0	1	1.0	2	0	0	0	0	0	5	5.0
SO. WESLEYAN	11-24-03		10	1-3	.333	1-3	.333	0-0	.000	0	0	0	0.5	2	0	0	2	0	0	3	4.0
GREENSBORO COLLEGE	11-26-03		15	2-3	.667	0-1	.000	2-2	1.000	0	1	1	0.7	0	0	1	1	0	1	6	4.7
@ Minnesota	11-30-03		9	0-0	.000	0-0	.000	0-0	.000	0	1	1	0.8	0	0	0	1	0	0	0	3.5
@ UNC Greensboro	12-03-03		16	2-6	.333	0-3	.000	1-2	.500	1	1	2	1.0	0	0	0	0	0	0	5	3.8
@ Northern Iowa	12-06-03		20	2-5	.400	0-1	.000	0-2	.000	0	1	1	1.0	2	0	1	0	0	0	4	3.8
@ UNC Asheville	12-14-03		14	0-2	.000	0-2	.000	1-4	.250	0	1	1	1.0	0	0	1	1	1	1	1	3.4
@ Ohio State	12-17-03		15	3-5	.600	3-5	.600	0-0	.000	1	0	1	1.0	1	0	1	1	0	1	9	4.1
HIGH POINT	12-20-03		18	1-5	.200	1-3	.333	0-0	.000	0	2	2	1.1	2	0	1	1	0	3	3	4.0
BETHUNE-COOKMAN	12-29-03		4	0-1	.000	0-1	.000	0-0	.000	0	1	1	1.1	0	0	0	0	0	0	0	3.6
LIPSCOMB	12-30-03		11	3-3	1.000	3-3	1.000	0-0	.000	0	1	1	1.1	2	0	0	2	0	0	9	4.1
EAST TENNESSEE STATE	1-05-04		4	0-1	.000	0-1	.000	0-0	.000	0	0	0	1.0	0	0	0	0	0	0	0	3.8
CHATTANOOGA	1-26-04		10	4-8	.500	2-5	.400	0-0	.000	1	2	3	1.2	2	0	0	2	0	0	10	4.2
APPALACHIAN STATE	1-31-04		14	3-5	.600	1-3	.333	0-0	.000	1	2	3	1.3	1	0	0	2	0	1	7	4.4
@ Elon	2-02-04		10	0-3	.000	0-2	.000	1-2	.500	0	0	0	1.2	2	0	1	0	0	0	1	4.2
@ Georgia Southern	2-07-04		3	0-0	.000	0-0	.000	0-0	.000	0	0	0	1.1	1	0	0	1	0	0	0	3.9
DAVDISON	2-10-04		7	1-4	.250	1-2	.500	0-0	.000	0	1	1	1.1	1	0	0	1	0	0	3	3.9
Totals		0	199	24-58	.414	13-37	.351	5-12	.417	5	14	19	1.1	19	0	6	15	1	7	66	3.9

#21 BEN EARLE'S SUPERLATIVES/CAREER STATISTICS


CATEGORY	SEASON
Points:	10 vs. vs. Chattanooga (1-26)
Field Goals Made:	4 vs. Chattanooga (1-26)
Field Goals Attempted:	8 vs. Chattanooga (1-26)
3-Point Field Goals Made:	3 vs. Ohio State (12-17), vs. Lipscomb (12-30)
3-Point Field Goals Attempted: ..	5 vs. three opponents
Free Throws Made:	2 vs. Greensboro (11-26)
Free Throws Attempted:	4 vs. UNC Asheville (12-14)
Rebounds:	3 vs. Chattanooga (1-26)
Assists:	1 vs. four opponents
Blocks:	1 vs. UNC Asheville (12-14)
Steals:	3 vs. High Point (12-20)
Minutes:	20 vs. Northern Iowa (12-6)

YEAR	GP-GS	MP-AVG	FGM-FGA	PCT	3P-3PA	PCT	FTM-FTA	PCT	REB-AVG	PF-D	A	TO	BK	ST	PTS	AVG
2003-04	17-0	199-11.7	24-58	.414	13-37	.351	5-12	.417	19-1.1	19-0	6	15	1	7	66	3.9

22 Gerad Punch

Guard/Forward, 6-4, 200, Freshman

Phoenix, Arizona ▲ Brophy Preparatory School



Punch Points: Has seen action in 16 games as a reserve...saw playing time increase after injury sidelined forward Quan Prowell for four games (1/24-2/02)...registered 6 pts. 2 rebs., 2 stl. in season high 15 minutes vs. Wofford (91-55 win)...came back with 5 pts. and 3 rebs. vs. Chattanooga...also had 5 pts. vs. Erskine (89-51 win).

2003-04 SEASON SUMMARY

Opponent	Date	GS	Min	I---TOTAL---		I-----3-PTS-----I		FT-FTA	Pct	I---REBOUNDS---					Pts	Avg					
				FG-FGA	Pct	3PFG-FGA	Pct			Off	Def	Tot	Avg	PF			FO	A	TO	Blk	Stl
@ James Madison	11-22-03		3	0-0	.000	0-0	.000	0-0	.000	0	2	2	2.0	0	0	0	0	0	0	0	0.0
SO. WESLEYAN	11-24-03		13	1-4	.250	0-2	.000	0-0	.000	1	3	4	3.0	0	0	2	1	0	1	2	1.0
GREENSBORO COLLEGE	11-26-03		11	0-3	.000	0-2	.000	0-0	.000	0	3	3	3.0	1	0	2	0	0	1	0	0.7
@ Minnesota	11-30-03		2	0-0	.000	0-0	.000	0-0	.000	0	0	0	2.3	1	0	0	0	0	1	0	0.5
@ UNC Greensboro	12-03-03		2	0-0	.000	0-0	.000	0-0	.000	0	0	0	0.0	0	0	0	1	0	0	0	0.4
@ Northern Iowa	12-06-03		2	0-0	.000	0-0	.000	2-2	1.000	1	2	3	2.0	2	0	0	0	0	0	2	0.7
@ UNC Asheville	12-14-03		2	0-0	.000	0-0	.000	0-0	.000	0	0	0	1.7	0	0	0	1	0	0	0	0.6
BETHUNE-COOKMAN	12-29-03		1	0-0	.000	0-0	.000	0-0	.000	0	0	0	1.5	0	0	0	0	0	0	0	0.5
LIPSCOMB	12-30-03		6	0-1	.000	0-0	.000	0-0	.000	0	3	3	1.7	0	0	0	0	0	1	0	0.4
ERSKINE	1-13-04		9	1-2	.500	1-2	.500	2-3	.667	1	0	1	1.6	0	0	1	0	0	0	5	0.9
@ The Citadel	1-19-04		1	0-0	.000	0-0	.000	0-0	.000	0	0	0	1.5	0	0	0	0	0	0	0	0.8
WOFFORD	1-24-04		16	2-4	.500	1-2	.500	0-1	.000	1	1	2	1.5	3	0	1	1	0	3	5	1.2
CHATTANOOGA	1-26-04		12	1-2	.500	0-1	.000	3-4	.750	2	1	3	1.6	0	0	1	1	0	0	5	1.5
APPALACHIAN STATE	1-31-04		9	1-2	.500	0-1	.000	0-0	.000	0	2	2	1.6	1	0	0	0	0	0	2	1.5
@ Elon	2-2-04		4	0-0	.000	0-0	.000	0-1	.000	0	0	0	1.5	0	0	1	0	0	0	0	1.4
DAVIDSON	2-10-04		+0	1-1	1.000	0-0	.000	0-0	.000	1	0	1	1.5	0	0	0	0	0	0	2	1.4
Totals		0	93	7-19	.368	2-11	.182	7-11	.636	7	17	24	1.5	8	0	8	5	0	7	23	1.4

#22 GERAD PUNCH SUPERLATIVES/CAREER STATISTICS


CATEGORY	SEASON
Points:	5 vs. Erskine (1-13), vs. Wofford (1-24)
Field Goals Made:	2 vs. Wofford (1-24)
Field Goals Attempted:	4 vs. So. Wesleyan (11-24), vs. Wofford (1-24)
3-Point Field Goals Made:	1 vs. Erskine (1-13), vs. Wofford (1-24)
3-Point Field Goals Attempted: ..	2 vs. four opponents
Free Throws Made:	3 vs. Chattanooga (1-26)
Free Throws Attempted:	4 vs. Chattanooga (1-26)
Rebounds:	4 vs. So. Wesleyan (11-24)
Assists:	2 vs. So. Wesleyan (11-24), vs. Greensboro (11-26)
Blocks:	None
Steals:	3 vs. Wofford (1-24)
Minutes:	16 vs. Wofford (1-24)

YEAR	GP-GS	MP-AVG	FGM-FGA	PCT	3P-3PA	PCT	FTM-FTA	PCT	REB-AVG	PF-D	A	TO	BK	ST	PTS	AVG
2003-04	16-0	93-5.8	7-19	.368	2-11	.182	7-11	.636	24-1.5	8-0	8	5	0	7	23	1.4

24 Ryan Carson

Guard, 6-3, 180, Junior

Charlotte, North Carolina ▲ Providence Day School



Carson Casts: Has seen limited action in eight games...registered season high 5 pts., 2 rebs., 3 ast., and 2 stl. in season high 14 minutes vs. Erskine (89-51 win)...scored 4 pts. vs. Wofford (91-55 win) and Lipscomb (92-56 win) in Jack In the Box Furman Classic championship game...began his collegiate career at East Tennessee State before transferring to Furman following 2000-01 season.

2003-04 SEASON SUMMARY

Opponent	Date	GS	Min	I---TOTAL---		I-----3-PTS-----I		FT-FTA		Pct		I---REBOUNDS---										Pts	Avg
				FG-FGA	Pct	3PFG-FGA	Pct	Off	Def	Tot	Avg	PF	FO	A	TO	Blk	Stl						
SO. WESLEYAN	11-24-03		0	0-1	.000	0-1	.000	0-0	.000	0	0	0	0.0	0	0	0	0	0	0	0	0	0	0.0
GREENSBORO COLLEGE	11-26-03		4	1-2	.500	1-2	.500	0-0	.000	0	1	1	0.5	1	0	0	0	0	0	1	3	1.5	
LIPSCOMB	12-30-03		4	1-1	1.000	0-0	.000	2-2	1.000	0	0	0	0.3	0	0	0	0	0	0	0	4	2.3	
@ College of Charleston	1-10-04		1	0-0	.000	0-0	.000	0-0	.000	0	0	0	0.3	1	0	0	0	0	0	0	0	1.8	
ERSKINE	1-13-04		14	2-4	.500	1-3	.333	0-0	.000	0	2	2	0.6	1	0	3	1	0	2	5	2.4		
GA. SOUTHERN	1-17-04		+0	0-0	.000	0-0	.000	0-0	.000	0	0	0	0.5	0	0	0	0	0	0	0	0	2.0	
@ The Citadel	1-19-04		4	0-2	.000	0-2	.000	0-0	.000	0	0	0	0.4	0	0	0	0	0	0	0	0	1.7	
WOFFORD	1-24-04		7	1-3	.333	0-2	.000	2-2	1.000	0	0	0	0.4	0	0	1	2	0	0	4	2.0		
Totals		0	34	5-13	.385	2-10	.200	4-4	1.000	0	3	3	0.4	3	0	4	3	0	3	16	2.0		

#24 RYAN CARSON'S SUPERLATIVES/CAREER STATISTICS


CATEGORY	SEASON	CAREER
Points:	5 vs. Erskine (1-13)	5 vs. Erskine (1-13-04)
Field Goals Made:	2 vs. Erskine (1-13)	2 vs. Erskine (1-13-04)
Field Goals Attempted:	4 vs. Erskine (1-13)	4 vs. Erskine (1-13-04)
3-Point Field Goals Made:	1 vs. Greensboro (11-26), vs. Erskine (1-13)	1 vs. six opponents
3-Point Field Goals Attempted:	3 vs. Erskine (1-13)	3 vs. Erskine (1-13-04)
Free Throws Made:	2 vs. Lipscomb (12-30), vs. Wofford (1-24)	2 vs. Lipscomb (12-30-03), vs. Wofford (1-24-04)
Free Throws Attempted:	2 vs. Lipscomb (12-30), vs. Wofford (1-24)	2 vs. Lipscomb (12-30-03), vs. Wofford (1-24-04)
Rebounds:	2 vs. Erskine (1-13)	2 vs. Methodist (12-13-02), vs. Erskine (1-13-04)
Assists:	3 vs. Erskine (1-13)	3 vs. Erskine (1-13-04)
Blocks:	None	1 vs. Sewanee (12-19-02)
Steals:	2 vs. Erskine (1-13)	2 vs. Erskine (1-13-04)
Minutes:	14 vs. Erskine (1-13)	14 vs. Erskine (1-13-04)

YEAR	GP-GS	MP-AVG	FGM-FGA	PCT	3P-3PA	PCT	FTM-FTA	PCT	REB-AVG	PF-D	A	TO	BK	ST	PTS	AVG
2002-03	11-0	28-2.5	4-8	.500	4-7	.571	0-1	.000	2-0.2	2-0	2	3	1	0	12	1.1
2003-04	8-0	34-4.3	5-13	.385	2-10	.200	4-4	1.000	3-0.4	3-0	4	3	0	3	16	2.0
Totals	19-0	62-3.3	9-21	.429	6-17	.353	4-5	.800	5-0.3	5-0	6	6	1	3	28	1.5

32 Quan Prowell

Forward, 6-8, 210, Freshman

Columbus, Georgia ▲ Jordan High School



Prowell Props: Second leading scoring freshman in SoCon (10.4 ppg)...missed four games with a knee injury (1/24-2/02), which required arthroscopic surgery (Jan. 27)...returned from injury to tally 7 pts., 5 rebs., and 1 ast. in 24 minutes vs. Ga. Southern (77-72 win)...had season high 4 ast. vs. Davidson...scored season high 22 pts. and claimed 7 rebs. vs. UNC Greensboro...named Jack In The Box Furman Classic MVP after scoring 18 pts. vs. Lipscomb (92-56 win) in championship...posted 15 pts., 3 rebs. vs. Minnesota.

2003-04 SEASON SUMMARY

Opponent	Date	GS	I---TOTAL---		I-----3-PTS-----I			I---REBOUNDS---										Pts	Avg			
			Min	FG-FGA	Pct	3PFG-FGA	Pct	FT-FTA	Pct	Off	Def	Tot	Avg	PF	FO	A	TO			Blk	Stl	
@ James Madison	11-22-03		12	2-4	.500	0-0	.000	0-0	.000	0	2	2	2.0	4	0	0	0	0	1	3	4	4.0
SO. WESLEYAN	11-24-03		27	5-8	.625	0-0	.000	1-1	1.000	3	3	6	4.0	4	0	1	3	0	1	11	7.5	
GREENSBORO COLLEGE	11-26-03		22	6-11	.545	2-2	1.000	202	1.000	2	1	3	3.7	3	0	1	1	2	3	16	10.3	
@ Minnesota	11-30-03		31	6-11	.545	0-1	.000	3-4	.750	2	1	3	3.4	4	1	1	1	1	0	15	11.5	
@ UNC Greensboro	12-03-03		26	9-10	.900	1-1	1.000	3-5	.600	2	5	7	4.2	2	0	0	1	2	1	22	13.6	
@ Northern Iowa	12-06-03		28	6-13	.462	1-2	.500	0-0	.000	1	4	5	4.3	3	0	1	2	0	0	13	13.5	
@ UNC Asheville	12-14-03		24	3-5	.600	1-2	.500	2-3	.667	2	6	8	4.9	2	0	2	0	1	0	9	12.9	
@ Ohio State	12-17-03	*	11	1-2	.000	0-0	.000	0-0	.000	0	3	3	4.6	4	0	0	0	1	0	2	11.5	
HIGH POINT	12-20-03		23	2-4	.500	0-1	.000	3-3	1.000	0	1	1	4.2	4	0	0	3	1	1	7	11.0	
BETHUNE-COOKMAN	12-29-03		21	4-6	.667	0-0	.000	6-6	1.000	3	5	8	4.6	3	0	1	5	1	1	14	11.3	
LIPSCOMB	12-30-03		19	7-10	.700	4-6	.667	0-0	.000	1	2	3	4.5	2	0	1	4	1	1	18	11.9	
EAST TENNESSEE STATE	1-05-04		21	4-7	.571	0-2	.000	0-0	.000	2	2	4	4.4	3	0	0	3	0	1	8	11.6	
@ College of Charleston	1-10-04		25	2-9	.222	0-2	.000	4-4	1.000	2	4	6	4.5	5	1	0	0	0	1	8	11.3	
ERSKINE	1-13-04		21	6-7	.857	1-2	.500	3-5	.600	1	8	9	4.9	3	0	0	1	5	1	16	11.6	
GA. SOUTHERN	1-17-04		30	4-9	.444	0-2	.000	1-2	.5000	1	4	5	4.9	2	0	2	2	1	0	9	11.5	
@ The Citadel	1-19-04		20	0-3	.000	0-2	.000	0-3	.000	1	3	4	4.8	2	0	0	2	0	1	0	10.8	
@ Georgia Southern	2-07-04		24	2-6	.333	1-3	.333	2-4	.500	1	4	5	4.8	2	0	0	0	1	0	7	10.5	
DAVIDSON	2-10-04		14	3-6	.500	2-3	.667	1-1	1.000	0	2	2	4.7	5	1	4	1	1	1	9	10.4	
Totals		1	399	72-131	.550	13-31	.419	31-43	.721	24	60	84	4.7	58	3	14	29	19	16	188	10.4	

#32 QUAN PROWELL'S SUPERLATIVES/CAREER STATISTICS

CATEGORY	SEASON
Points:	22 vs. UNC Greensboro (12-03)
Field Goals Made:	9 vs. UNC Greensboro (12-03)
Field Goals Attempted:	11 vs. Greensboro (11-26), vs. Minnesota (11-30)
3-Point Field Goals Made:	4 vs. Lipscomb (12-30)
3-Point Field Goals Attempted:	6 vs. Lipscomb (12-30)
Free Throws Made:	6 vs. Bethune-Cookman (12-29)
Free Throws Attempted:	6 vs. Bethune-Cookman (12-29)
Rebounds:	9 vs. Erskine (1-13)
Assists:	4 vs. Davidson (2-10)
Blocks:	5 vs. Erskine (1-13)
Steals:	3 vs. Greensboro (11-26)
Minutes:	31 vs. Minnesota (11-30)

YEAR	GP-GS	MP-AVG	FGM-FGA	PCT	3P-3PA	PCT	FTM-FTA	PCT	REB-AVG	PF-D	A	TO	BK	ST	PTS	AVG
2003-04	18-1	399-22.2	72-131	.550	13-31	.419	31-43	.721	84-4.7	58-3	14	29	19	16	188	10.4

41 Nick Sanders

Forward, 6-7, 215, Junior

Leavenworth, Kansas ▲ Leavenworth High School



Sanders Slices: Furman's leading rebounder (6.0 rpg)...garnered a career best six assists vs. Georgia Southern (77-72 win)...recorded identical double-doubles (10 pts., 11 rebs.) vs. Northern Iowa (64-55 win) and East Tennessee State (69-68 win)...notched 8 pts., 11 rebs., and 4 ast. vs. The Citadel (76-61 win)...has converted 33-of-59 FGs (.559) over the last 14 games.

2003-04 SEASON SUMMARY

Opponent	Date	GS	Min	----TOTAL----		-----3-PTS-----		FT-FTA	Pct	----REBOUNDS----					A	TO	Blk	Stl	Pts	Avg		
				FG-FGA	Pct	3PFG-FGA	Pct			Off	Def	Tot	Avg	PF							FO	
@ James Madison	11-22-03	*	29	0-3	.000	0-1	.000	1-2	.500	2	4	6	6.0	3	0	0	1	0	0	1	1.0	
SO. WESLEYAN	11-24-03	*	25	2-3	.667	0-1	.000	2-2	1.000	2	6	9	7.5	4	0	2	1	0	1	6	3.5	
GREENSBORO COLLEGE	11-26-03	*	22	2-4	.500	0-0	.000	2-2	1.000	3	1	4	6.3	2	0	4	2	0	3	6	4.3	
@ Minnesota	11-30-03	*	34	5-8	.625	1-2	.500	0-0	.000	1	4	5	6.0	5	1	2	2	0	2	11	6.0	
@ UNC Greensboro	12-03-03	*	27	2-6	.333	1-2	.500	0-0	.000	1	2	3	5.4	5	1	3	2	0	1	5	5.8	
@ Northern Iowa	12-06-03	*	35	5-9	.556	0-1	.000	0-2	.000	4	7	11	6.3	2	0	3	1	1	3	10	6.5	
@ UNC Asheville	12-14-03	*	34	3-8	.375	0-0	.000	0-0	.000	1	4	5	6.1	2	0	0	0	0	2	6	6.4	
@ Ohio State	12-17-03	*	32	1-6	.167	0-1	.000	0-0	.000	1	4	5	6.0	3	0	3	2	0	1	2	5.9	
HIGH POINT	12-20-03	*	26	3-3	1.000	1-1	1.000	1-2	.500	3	1	4	5.8	4	0	2	2	0	0	8	6.1	
BETHUNE-COOKMAN	12-29-03	*	32	3-3	1.000	0-0	.000	4-6	.667	1	3	4	5.6	1	0	1	1	0	0	10	6.5	
LIPSCOMB	12-30-03	*	19	2-3	.667	1-1	1.000	0-0	.000	1	3	4	5.5	3	0	3	1	0	2	5	6.4	
EAST TENNESSEE STATE	1-05-04	*	27	2-3	.667	0-1	.000	6-6	1.000	3	8	11	5.9	3	0	4	2	1	0	10	6.7	
@ College of Charleston	1-10-04	*	35	4-6	.667	0-0	.000	3-3	1.000	3	6	9	6.2	2	0	1	1	0	2	11	7.0	
ERSKINE	1-13-04	*	21	1-3	.333	1-2	.500	4-6	.667	1	3	4	6.0	3	0	1	2	0	1	7	7.0	
GA. SOUTHERN	1-17-04	*	32	0-4	.000	0-1	.000	0-0	.000	0	2	2	5.7	0	0	2	2	0	1	0	6.5	
@ The Citadel	1-19-04	*	27	2-4	.500	0-2	.000	4-6	.667	4	7	11	6.1	2	0	4	0	2	1	8	6.6	
WOFFORD	1-24-04	*	22	5-7	.714	1-2	.500	0-0	.000	1	4	5	6.0	2	0	3	0	0	1	11	6.9	
CHATTANOOGA	1-26-04	*	34	2-6	.333	0-1	.000	2-3	.667	3	6	9	6.2	2	0	4	1	0	1	6	6.8	
APPALACHIAN STATE	1-31-04	*	27	3-6	.500	2-3	.667	1-3	.333	2	4	6	6.2	3	0	2	1	0	0	9	6.9	
@ Elon	2-02-04	*	20	3-3	1.000	0-0	.000	2-2	1.000	1	1	2	6.0	1	0	1	3	0	0	8	7.0	
@ Georgia Southern	2-07-04	*	28	2-6	.333	0-2	.000	1-2	.500	0	6	6	6.0	3	0	6	0	1	0	5	6.9	
DAVIDSON	2-10-04	*	22	1-2	.500	0-1	.000	0-0	.000	3	4	7	6.0	1	0	3	4	2	1	2	6.7	
Totals			22	626	53-106	.500	8-25	.320	33-47	.702	42	90	132	6.0	56	2	54	31	7	23	147	6.7

#41 NICK SANDERS' SUPERLATIVES/CAREER STATISTICS

CATEGORY	SEASON	CAREER
Points:	11 vs. three opponents	11 vs. three opponents
Field Goals Made:	5 vs. three opponents	5 vs. four opponents
Field Goals Attempted:	9 vs. Northern Iowa (12-6)	9 vs. Northern Iowa (12-6-03)
3-Point Field Goals Made:	2 vs. Appalachian State (1-31)	2 vs. Appalachian State (1-31-04)
3-Point Field Goals Attempted:	3 vs. Appalachian State (1-31)	3 vs. Appalachian State (1-31-04)
Free Throws Made:	6 vs. E. Tenn. St. (1-5)	6 vs. E. Tenn. St. (1-5-04)
Free Throws Attempted:	6 vs. three opponents	6 vs. three opponents
Rebounds:	11 vs. three opponents	11 vs. three opponents
Assists:	6 vs. Ga. Southern (2-7)	6 vs. Ga. Southern (2-7-04)
Blocks:	2 vs. The Citadel (1-19)	2 vs. The Citadel (1-19-04)
Steals:	3 vs. Greensboro (11-26), vs. Northern Iowa (12-6)	3 vs. three opponents
Minutes:	35 vs. Northern Iowa (12-6), vs. College of Charleston (1-10)	35 vs. Northern Iowa (12-6-03), vs. College of Charleston (1-10-04)

YEAR	GP-GS	MP-AVG	FGM-FGA	PCT	3P-3PA	PCT	FTM-FTA	PCT	REB-AVG	PF-D	A	TO	BK	ST	PTS	AVG
2001-02	31-13	580-18.7	33-73	.452	0-0	.000	7-11	.636	106-3.4	74-1	25	24	4	16	73	2.4
2002-03	31-2	664-21.4	33-91	.363	0-4	.000	25-36	.694	124-4.0	86-1	35	35	8	21	91	2.9
2003-04	22-22	626-28.4	53-106	.500	8-25	.320	33-47	.702	132-6.0	56-2	54	31	7	23	147	6.7
Totals	84-37	1870-22.2	119-270	.440	8-29	.276	65-94	.691	362-4.3	216-4	114	90	19	60	311	3.7

43 Julius van de Laar

Forward, 6-7, 225, Freshman

Heidelberg, Germany ▲ Urspring High School



Van De Laar Ventures: Has seen limited action in four games...claimed 3 rebs. vs. Greensboro College (74-49) in first game as a Paladin...scored 4 pts. and an assist vs. Lipscomb (92-56 win) in Jack In The Box Furman Classic championship game...

2003-04 SEASON SUMMARY

Opponent	Date	GS	Min	----TOTAL----		-----3-PTS-----			----REBOUNDS----												
				FG-FGA	Pct	3PFG-FGA	Pct	FT-FTA	Pct	Off	Def	Tot	Avg	PF	FO	A	TO	Blk	Stl	Pts	Avg
GREENSBORO COLLEGE	11-26-03		4	0-0	.000	0-0	.000	0-0	.000	2	1	3	3.0	0	0	0	2	0	1	0	0.0
LIPSCOMB	12-30-03		4	2-2	1.000	0-0	.000	0-0	.000	0	0	0	1.5	0	0	1	0	0	1	4	2.0
ERSKINE	1-13-04		4	0-0	.000	0-0	.000	0-0	.000	0	0	0	1.0	0	0	2	0	0	0	0	1.3
WOFFORD	1-24-03		4	0-0	.000	0-0	.000	1-2	.500	0	1	1	1.0	1	0	0	0	0	0	1	1.3
Totals		0	16	2-2	1.000	0-0	.000	1-2	.500	2	2	4	1.0	1	0	3	2	0	2	5	1.3

#43 JULIUS VAN DE LARR'S SUPERLATIVES/CAREER STATISTICS


CATEGORY SEASON
Points: 4 vs. Lipscomb (12-30)
Field Goals Made: 2 vs. Lipscomb (12-30)
Field Goals Attempted: 2 vs. Lipscomb (12-30)
3-Point Field Goals Made: None
3-Point Field Goals Attempted: .. None
Free Throws Made: 1 vs. Wofford (1-24)
Free Throws Attempted: 2 vs. Wofford (1-24)
Rebounds: 3 vs. Greensboro (11-26)
Assists: 2 vs. Erskine (1-13)
Blocks: None
Steals: 1 vs. Greensboro (11-26), vs. Lipscomb (12-30)
Minutes: 4 vs. four opponents

YEAR	GP-GS	MP-AVG	FGM-FGA	PCT	3P-3PA	PCT	FTM-FTA	PCT	REB-AVG	PF-D	A	TO	BK	ST	PTS	AVG
2003-04	4-0	16-4.0	2-2	1.000	0-0	.000	1-2	.500	4-1.0	1-0	3	2	0	2	5	1.3

45 Cedrick Price

Center, 6-9, 245, Junior

Savannah, Georgia ▲ A.E. Beach High School /
Fork Union Military Academy



Price Progress: Has seen limited action in 11 games...scored 4 pts. and claimed a rebound vs. Erskine (89-51 win)...had 2 pts. and 2 rebs. vs. Lipscomb (92-56 win) in Jack In The Box Furman Classic championship game.

2003-04 SEASON SUMMARY

Opponent	Date	GS	Min	I---TOTAL---		I-----3-PTS-----I		FT-FTA	Pct	I---REBOUNDS---							Pts	Avg			
				FG-FGA	Pct	3PFG-FGA	Pct			Off	Def	Tot	Avg	PF	FO	A			TO	Blk	Stl
GREENSBORO COLLEGE	11-26-03		5	0-2	.000	0-0	.000	0-0	.000	0	1	1	1.0	0	0	0	1	0	0	0	0.0
@ Northern Iowa	12-6-03		0+	0-0	.000	0-0	.000	0-0	.000	0	0	0	0.5	0	0	0	0	0	0	0	0.0
@ Ohio State	12-17-03		11	0-1	.000	0-0	.000	0-0	.000	0	2	2	1.0	0	0	0	0	0	0	0	0.0
BETHUNE-COOKMAN	12-29-03		0+	0-0	.000	0-0	.000	0-0	.000	0	0	0	0.0	0	0	0	0	0	0	0	0.0
LIPSCOMB	12-30-03		6	1-3	.333	0-0	.000	0-0	.000	0	2	2	1.0	0	0	0	1	0	0	0	2.4
@ College of Charleston	1-10-04		1	0-0	.000	0-0	.000	0-0	.000	0	0	0	0.8	0	0	0	0	0	0	0	0.3
ERSKINE	1-13-04		6	2-2	1.000	0-0	.000	0-0	.000	0	1	1	0.9	1	0	1	0	0	0	4	0.9
GA. SOUTHERN	1-17-04		+0	0-0	.000	0-0	.000	0-0	.000	0	0	0	0.8	0	0	0	0	0	0	0	0.8
@ The Citadel	1-19-04		3	0-0	.000	0-0	.000	0-0	.000	0	0	0	0.7	0	0	0	0	0	0	0	0.7
WOFFORD	1-24-04		8	1-3	.333	0-0	.000	0-0	.000	0	1	1	0.7	3	0	0	1	0	1	2	0.8
CHATTANOOGA	1-26-04		+0	0-1	.000	0-0	.000	0-0	.000	0	0	0	0.6	0	0	0	0	0	0	0	0.7
DAVIDSON	2-10-04		6	0-0	.000	0-0	.000	0-0	.000	0	0	0	0.6	1	0	0	0	0	0	0	0.7
Totals		0	46	4-12	.333	0-0	.000	0-0	.000	0	7	7	0.6	5	0	1	3	0	1	8	0.7

#45 CEDRICK PRICE'S SUPERLATIVES/CAREER STATISTICS

CATEGORY	SEASON	CAREER
Points:	4 vs. Erskine (1-13)	6 vs. Macalester (12-28-01)
Field Goals Made:	2 vs. Erskine (1-13)	2 vs. Macalester (12-28-01), vs. Erskine (1-13-04)
Field Goals Attempted:	3 vs. Lipscomb (12-30), vs. Wofford (1-24)	3 vs. Lipscomb (12-30-03), vs. Wofford (1-24-04)
3-Point Field Goals Made:	None	None
3-Point Field Goals Attempted:	None	None
Free Throws Made:	None	2 vs. Macalester (12-28-01)
Free Throws Attempted:	None	2 vs. Emory (12-8-01), vs. Macalester (12-28-01)
Rebounds:	2 vs. Ohio State (12-17), vs. Lipscomb (12-30)	2 vs. four opponents
Assists:	1 vs. Erskine (1-13)	1 vs. two opponents
Blocks:	None	None
Steals:	1 vs. Wofford (1-24)	1 vs. Emory (12-8-01), vs. Wofford (1-24-04)
Minutes:	11 vs. Ohio State (12-17)	11 vs. Ohio State (12-17-03)

YEAR	GP-GS	MP-AVG	FGM-FGA	PCT	3P-3PA	PCT	FTM-FTA	PCT	REB-AVG	PF-D	A	TO	BK	ST	PTS	AVG
2001-02	11-0	51-4.6	3-11	.273	0-0	.000	3-5	.600	9-0.8	15-0	1	7	0	1	9	0.8
2002-03	8-0	34-4.3	1-3	.333	0-0	.000	0-0	.000	4-0.5	5-0	0	4	0	0	2	0.3
2003-04	12-0	46-3.8	4-12	.333	0-0	.000	0-0	.000	7-0.6	5-0	1	3	0	1	8	0.7
Totals	31-0	131-4.2	8-26	.307	0-0	.000	3-5	.600	20-0.6	25-0	2	14	0	2	19	0.6

GAME 1 James Madison
November 22, 2003
Harrisonburg, Va.
Attendance: 3,784

Furman	26	46	—	72
James Madison	38	48	—	78

FURMAN (72)...0-1

MIN	FG-FGA	3P-3PA	FT-FTA	REB	F	A	TO	BK	ST	PTS	
Ndoye, f.....	35	8-16	2-6	14-18	4	2	1	2	1	1	32
Sanders, f.....	29	0-3	0-1	1-2	6	3	0	1	0	0	1
Pojatina, c.....	16	0-4	0-0	1-2	7	1	1	2	1	0	1
Carter, g.....	39	4-8	2-5	2-2	3	3	4	2	0	3	12
Bostain, g.....	24	3-14	2-8	3-4	5	1	4	3	0	3	11
Webb.....	23	2-9	2-7	0-0	2	1	0	5	0	0	6
Earle.....	19	2-4	1-2	0-0	1	2	0	0	0	0	5
Punch.....	3	0-0	0-0	0-0	2	0	0	0	0	0	0
Prowell.....	12	2-4	0-0	0-0	2	4	0	0	1	3	4
Team.....		(.33.9%)	(.31.0%)	(.75.0%)	+						
Totals.....	200	21-62	9-29	21-28	36	17	10	15	3	10	72

JAMES MADISON (78)...1-0

MIN	FG-FGA	3P-3PA	FT-FTA	REB	F	A	TO	BK	ST	PTS	
Cooper, f.....	31	4-6	0-0	1-3	7	4	1	4	1	1	9
Broyles, f.....	27	5-8	2-3	2-3	5	4	2	2	0	0	14
Cathlin, c.....	20	1-6	0-0	0-0	4	2	0	1	1	0	2
Naparlo, g.....	18	0-2	0-1	0-0	1	2	2	2	1	1	0
Williams, g.....	36	5-12	0-1	3-6	3	4	7	4	0	4	13
Kossekpa.....	7	1-1	1-1	0-0	0	1	0	2	0	0	3
Greene-Long.....	9	1-1	0-0	0-0	6	1	0	1	0	0	2
Freeman.....	15	3-5	0-2	1-1	3	2	1	2	0	0	7
Clark.....	1	0-0	0-0	0-0	0	0	0	0	0	0	0
Barbosa.....	28	11-15	4-5	2-3	2	0	1	1	0	0	28
Johnson.....	8	0-1	0-0	0-0	0	1	0	1	1	0	0
Team.....		(.54.4%)	(.53.8%)	(.56.3%)	+						
Totals.....	200	31-57	7-13	9-16	36	21	14	20	4	6	78

Officials: Bob Pennington, Scott Smith, Ed Corbett. Technical Fouls: None. Deadball Rebounds: Furman 5, James Madison 4.

GAME 2 Southern Wesleyan
November 24, 2003
Greenville, S.C.
Attendance: 1,032

Furman	35	42	—	77
Southern Wesleyan	23	30	—	53

FURMAN (77)...1-1

MIN	FG-FGA	3P-3PA	FT-FTA	REB	F	A	TO	BK	ST	PTS		
Ndoye, f.....	22	3-9	1-2	1-2	2	3	0	4	1	1	8	
Sanders, f.....	25	2-3	0-1	2-2	9	4	2	1	9	1	6	
Pojatina, c.....	24	3-7	0-1	5-9	7	3	2	4	4	1	11	
Carter, g.....	25	2-4	1-3	2-5	3	0	5	6	0	3	7	
Bostain, g.....	28	5-12	0-2	2-3	6	1	3	1	1	0	3	12
Webb.....	25	5-9	4-8	3-4	3	0	3	2	0	1	17	
Earle.....	10	1-3	1-3	0-0	0	2	0	2	0	0	3	
Punch.....	13	1-4	0-2	0-0	4	0	2	1	1	0	2	
Prowell.....	27	5-8	0-0	1-1	5	4	1	3	0	1	11	
Team.....		(.45.0%)	(.30.4%)	(.61.5%)	+							
Totals.....	200	27-60	7-23	16-26	45	17	18	24	5	12	77	

SOUTHERN WESLEYAN (53)...2-2

MIN	FG-FGA	3P-3PA	FT-FTA	REB	F	A	TO	BK	ST	PTS	
Pendgraff, f.....	30	6-19	0-3	3-5	3	2	0	2	1	2	15
Brinston, f.....	25	2-5	0-0	2-4	5	4	1	3	0	0	6
Allen, c.....	34	2-15	1-6	0-0	8	4	1	2	0	4	5
Rapley, g.....	17	2-6	0-1	1-2	3	0	2	5	0	1	5
Marshall, g.....	33	0-0	0-0	2-2	3	3	4	7	0	4	2
Woods.....	19	0-4	0-0	0-0	4	2	1	4	0	3	0
Williams.....	1	0-0	0-0	0-0	0	0	0	0	0	0	0
Reeder.....	14	2-5	1-4	0-0	2	2	0	1	0	0	5
Eubanks.....	2	1-1	0-0	0-0	1	0	0	1	0	0	2
Johnson.....	1	0-0	0-0	0-0	1	1	0	0	0	0	0
Donlon.....	14	4-5	0-0	2-5	2	2	0	0	0	1	10
Callahan.....	10	1-3	0-0	1-2	0	0	0	0	0	0	3
Team.....		(.31.7%)	(.14.3%)	(.55.0%)	+						
Totals.....	200	20-63	2-14	11-20	36	20	9	25	1	15	53

Officials: Robert James, Nathan Quick, Tony Whisnart. Technical Fouls: Pojatina. Deadball Rebounds: Furman 7, Southern Wesleyan 7.

GAME 3 Greensboro College
November 26, 2003
Greenville, S.C.
Attendance: 1,053

Furman	41	33	—	74
Greensboro College.....	14	35	—	49

FURMAN (74)...2-1

MIN	FG-FGA	3P-3PA	FT-FTA	REB	F	A	TO	BK	ST	PTS	
Ndoye, f.....	26	5-12	2-5	3-3	7	1	0	0	0	1	15
Sanders, f.....	22	2-4	0-0	2-2	4	2	4	2	0	3	6
Pojatina, c.....	20	2-9	0-0	0-1	4	3	0	2	3	0	4
Carter, g.....	21	2-7	1-4	3-8	0	1	2	3	0	2	8
Bostain, g.....	23	1-6	1-2	1-2	7	0	6	0	0	2	4
Webb.....	24	4-6	2-4	2-2	4	1	3	3	0	2	12
Sperry.....	3	0-2	0-0	0-0	1	0	0	0	0	0	0
Earle.....	15	2-3	0-1	2-2	1	0	1	1	0	1	6
Punch.....	11	0-3	0-2	0-0	3	1	2	0	0	1	0
Carson.....	4	1-2	1-2	0-0	1	1	0	0	0	1	3
Prowell.....	22	6-11	2-2	2-2	3	3	1	1	2	3	16
Van De Laar.....	4	0-0	0-0	0-0	3	0	0	2	0	1	0
Price.....	5	0-2	0-0	0-0	1	0	0	1	0	0	0
Team.....		(.37.3%)	(.40.9%)	(.68.2%)	+						
Totals.....	200	25-67	9-22	15-22	41	13	19	15	5	17	74

GREENSBORO COLLEGE (49)...0-3

MIN	FG-FGA	3P-3PA	FT-FTA	REB	F	A	TO	BK	ST	PTS	
Bryant, f.....	28	1-2	0-0	0-0	1	2	1	4	0	1	2
Montrell, f.....	33	1-7	0-0	4-4	6	1	1	3	0	1	6
Schoetz, c.....	27	2-7	0-0	2-3	6	3	2	6	1	1	6
T. Williams, g.....	31	0-7	0-4	1-2	2	2	4	5	0	2	1
J. Williams, g.....	25	4-7	4-6	2-2	5	2	1	3	0	1	14
Newman.....	9	1-1	0-0	2-2	2	2	0	3	0	0	4
Harris.....	12	0-1	0-0	0-0	2	2	0	1	0	1	0
Jackson.....	5	3-5	2-4	0-0	1	0	0	0	1	0	8
William.....	11	0-2	0-0	1-2	3	3	0	2	0	0	1
Battle.....	7	1-1	0-0	0-0	4	0	0	1	0	0	2
Wood.....	10	2-2	1-1	0-0	0	2	0	1	0	1	5
Parrish.....	2	0-0	0-0	0-0	0	0	0	0	0	0	0
Team.....		(.35.7%)	(.46.7%)	(.80.0%)	+						
Totals.....	200	15-42	7-15	12-15	33	19	9	29	2	8	49

Officials: Rick Ridenhour, Timothy Nestor, Charles Bridwell. Technical Fouls: None. Deadball Rebounds: Furman 4, Greensboro College 1.

GAME 4 Minnesota
November 30, 2003
Greenville, S.C.
Attendance: 11,850

Furman	39	39	6	—	84
Minnesota	41	37	13	—	91

FURMAN (84)...2-2

MIN	FG-FGA	3P-3PA	FT-FTA	REB	F	A	TO	BK	ST	PTS	
Ndoye, f.....	38	14-21	2-5	2-3	9	5	1	0	1	2	32
Sanders, f.....	34	5-8	1-2	0-0	5	5	2	2	0	2	11
Pojatina, c.....	18	3-3	0-0	0-1	1	5	1	2	2	0	6
Carter, g.....	38	4-9	0-3	0-2	3	0	9	1	0	5	8
Bostain, g.....	21	2-6	0-1	1-2	5	2	2	2	0	0	5
Webb.....	34	1-8	1-7	4-4	3	1	4	3	0	1	7
Earle.....	9	0-0	0-0	0-0	1	0	0	1	0	0	0
Punch.....	2	0-0	0-0	0-0	0	1	0	0	0	0	0
Prowell.....	31	6-11	0-1	3-4	3	5	1	1	1	1	15
Team.....		(.53.0%)	(.21.1%)	(.62.5%)	+						
Totals.....	225	35-66	4-19	10-16	33	24	20	12	4	11	84

MINNESOTA (91)...2-1

MIN	FG-FGA	3P-3PA	FT-FTA	REB	F	A	TO	BK	ST	PTS	
Humphries, f.....	37	7-8	1-1	11-16	7	2	2	4	1	1	26
Bauer, f.....	32	2-5	0-2	2-2	6	3	2	3	1	2	6
Hargrow, g.....	27	2-10	0-1	2-2	2	1	1	2	0	0	6
Johnson, g.....	40	12-19	2-3	6-6	9	2	5	2	0	2	32
Boone.....	36	6-10	4-5	1-2	5	3	4	2	0	2	17
Robinson.....	14	1-4	1-4	0-0	1	1	1	0	1	1	3
Kane.....	2	0-1	0-0	0-1	1	1	0	1	0	0	0
Gaines.....	32	0-1	0-0	1-4	5	3	3	2	0	0	1
Lawson.....	5	0-1	0-0	0-0	2	2	0	0	0	0	0
Team.....		(.50.8%)	(.50.0%)	(.69.7%)	+						
Totals.....	225	30-59	8-16	23-33	39	18	18	16	3	8	91

Officials: Gene Monje, Paul Janssen, John Yorkovich. Technical Fouls: None. Deadball Rebounds: Furman 2, Minnesota 2.

GAME 5 UNC Greensboro
December 3, 2003
Greensboro, N.C.
Attendance: 1,090

Furman	30	35	—	65
UNC Greensboro	34	39	—	73

FURMAN (65)....2-3, 0-1 SoCon

	MIN	FG-FGA	3P-3PA	FT-FTA	REB	F	A	TO	BK	ST	PTS
Ndoye, f	37	6-11	2-3	2-2	4	2	1	2	0	0	16
Sanders, f	27	2-6	1-2	0-0	3	5	3	2	0	1	5
Pojatina, c	12	0-1	0-0	0-0	3	0	0	0	1	0	0
Carter, g	34	2-6	0-2	1-2	3	1	4	1	0	0	5
Bostain, g	17	1-7	0-2	0-0	4	0	3	2	0	1	2
Webb	29	4-10	2-7	0-0	3	2	3	4	0	2	10
Earle	16	2-6	0-3	1-2	2	1	0	0	0	0	5
Punch	2	0-0	0-0	0-0	0	0	0	1	0	0	0
Prowell	26	9-10	1-1	3-5	7	2	0	1	2	1	22
Team		(45.6%)	(30.0%)	(63.6%)	+1						1
Totals	200	26-57	6-20	7-11	30	13	14	14	3	5	65

UNC GREENSBORO (73)....3-1, 1-0 SoCon

	MIN	FG-FGA	3P-3PA	FT-FTA	REB	F	A	TO	BK	ST	PTS
Gross, f	20	4-9	0-0	0-0	5	2	1	2	0	0	8
Clifton, f	17	3-4	0-0	1-1	3	4	0	1	0	1	7
Burrell, c	32	6-9	0-0	3-4	8	3	0	2	0	2	15
Taylor, g	29	1-5	0-2	0-0	4	1	3	3	0	1	2
Joseph, g	31	4-12	2-8	2-2	3	0	1	1	0	0	12
Blackstock	23	4-9	0-3	3-7	6	3	1	1	0	4	11
Hickman	10	0-1	0-1	2-2	2	0	3	0	0	1	2
Wilson	4	0-1	0-0	0-0	0	0	0	0	1	0	0
Bristow	10	5-7	4-5	0-0	1	1	0	1	0	1	14
Johnson	9	0-1	0-0	0-0	2	0	1	1	0	0	0
Lawrence	7	0-0	0-0	0-0	1	3	0	1	0	0	0
McCarthy	8	0-1	0-0	2-2	2	1	0	0	0	0	2
Team		(45.8%)	(31.6%)	(72.2%)	+1						1
Totals	200	27-59	6-19	13-18	38	18	10	14	1	10	73

Officials: Raymond Styons, Jimmy Spears, Mike Eades. **Technical Fouls:** None. **Deadball Rebounds:** UNC Greensboro 3, Furman 1.

GAME 6 Northern Iowa
December 6, 2003
Cedar Falls, Iowa
Attendance: 1,282

Furman	30	34	—	64
Northern Iowa	29	26	—	55

FURMAN (64)....2-3

	MIN	FG-FGA	3P-3PA	FT-FTA	REB	F	A	TO	BK	ST	PTS
Ndoye, f	28	1-5	0-1	0-0	3	2	0	1	0	3	2
Sanders, f	35	5-9	0-1	0-2	11	2	3	1	1	3	10
Pojatina, c	13	1-2	0-0	0-0	2	4	3	0	1	0	2
Carter, g	13	0-3	0-1	2-5	4	5	2	2	0	1	2
Bostain, g	30	6-12	0-2	6-7	4	0	0	0	0	1	18
Webb	31	3-8	1-5	4-6	6	2	5	2	0	1	11
Earle	20	2-5	0-1	0-2	1	2	1	0	0	0	4
Punch	2	0-0	0-0	2-2	3	2	0	0	0	0	2
Prowell	28	6-13	1-2	0-0	5	3	1	2	0	0	13
Price	+0	0-0	0-0	0-0	0	0	0	0	0	0	0
Team		(42.1%)	(15.4%)	(58.3%)	+4						
Totals	200	24-57	2-13	14-24	43	22	15	8	2	9	64

NORTHERN IOWA (55)....3-3

	MIN	FG-FGA	3P-3PA	FT-FTA	REB	F	A	TO	BK	ST	PTS
Crawford, f	28	2-5	1-4	2-4	6	4	1	2	0	1	7
Schneiderman, f	32	3-12	1-6	3-4	11	3	1	2	0	0	10
Gruber, c	29	4-7	0-0	1-2	9	2	0	3	0	0	9
Jacobson, g	34	6-17	0-5	1-1	6	2	4	1	0	0	13
McKowen, g	16	0-4	0-4	8-9	1	4	0	1	0	2	8
Tutt	+0	0-0	0-0	0-0	0	0	0	0	0	0	0
Bennett	4	0-3	0-3	0-0	1	0	0	0	0	0	0
Little	13	0-0	0-0	0-0	1	2	0	1	0	0	0
Foster	21	2-8	2-7	0-1	1	3	0	1	0	0	6
Schmit	7	0-1	0-1	0-1	0	1	1	0	0	0	0
Stout	7	0-2	0-1	0-0	1	0	0	1	0	1	0
Godfread	9	1-2	0-0	0-0	2	1	0	0	1	0	2
Team		(29.5%)	(12.9%)	(68.2%)	+3						
Totals	200	18-61	4-31	15-22	42	22	7	12	1	4	55

Officials: David Warfal, Brad Gaston, Mike Litzelfelner. **Technical Fouls:** None. **Deadball Rebounds:** Furman 5, Northern Iowa 3

GAME 7 UNC Asheville
December 14, 2003
Asheville, N.C.
Attendance: 750

Furman	28	32	—	60
UNC Asheville	30	26	—	56

FURMAN (60)....4-3

	MIN	FG-FGA	3P-3PA	FT-FTA	REB	F	A	TO	BK	ST	PTS
Ndoye, f	37	4-15	1-7	0-0	8	1	2	0	0	1	9
Sanders, f	34	3-8	0-0	0-0	5	2	0	0	0	2	6
Pojatina, c	9	1-3	0-0	0-0	1	4	0	1	1	1	2
Carter, g	31	3-10	1-6	4-8	6	0	3	3	0	1	11
Bostain, g	28	3-10	1-3	4-4	4	1	1	2	0	1	11
Webb	21	4-11	3-10	0-0	2	1	1	3	0	1	11
Earle	14	0-2	0-2	1-4	1	0	1	1	1	1	1
Punch	2	0-0	0-0	0-0	0	0	0	1	0	0	0
Prowell	24	3-5	1-2	2-3	8	2	2	0	1	0	9
Team		(32.8%)	(23.5%)	(57.9%)	+4						
Totals	200	21-64	7-30	11-19	39	11	10	11	3	8	60

UNC ASHEVILLE (56)....1-6

	MIN	FG-FGA	3P-3PA	FT-FTA	REB	F	A	TO	BK	ST	PTS
Mohn, f	31	4-8	0-1	4-6	6	3	2	3	0	2	12
Barber, f	30	7-13	0-1	0-0	7	2	1	5	0	0	14
Walker, c	18	1-1	0-0	2-4	5	1	1	2	2	0	4
Garland, g	14	0-4	0-3	0-0	1	0	1	1	0	1	0
Holmes, g	38	1-6	0-0	0-0	6	1	2	3	1	1	2
Collington	26	4-11	2-5	0-0	3	2	2	1	0	0	10
McCullough	15	2-3	1-3	0-0	3	1	2	2	0	1	5
Rush	6	1-3	1-3	0-0	0	1	0	0	0	0	3
Creasman	20	3-4	0-0	0-0	7	3	1	1	1	0	6
Harrell	2	0-0	0-0	0-0	0	1	1	1	0	0	0
Team		(43.4%)	(25.0%)	(60.0%)	+2						
Totals	200	23-53	4-16	6-10	40	15	13	19	4	5	56

Officials: Jamie Luckie, William Humes, Mark Schnurr. **Technical Fouls:** None. **Deadball Rebounds:** Furman 3, UNC Asheville 3.

GAME 8 Ohio State
December 17, 2003
Columbus, Ohio
Attendance: 12,248

Furman	36	32	—	68
Ohio State	32	38	—	70

FURMAN (68)....4-4

	MIN	FG-FGA	3P-3PA	FT-FTA	REB	F	A	TO	BK	ST	PTS
Ndoye, f	26	3-8	1-2	4-4	7	3	0	4	0	0	11
Sanders, f	32	1-6	0-1	0-0	5	3	3	2	0	1	2
Prowell, f	11	1-2	0-0	0-0	3	4	0	0	1	0	2
Carter, g	32	3-4	2-3	2-2	2	4	6	3	0	0	10
Bostain, g	17	4-8	0-2	1-2	1	2	1	2	0	2	9
Diagne	26	2-6	0-1	1-2	2	2	2	3	1	1	5
Webb	30	7-9	6-8	0-1	4	1	2	1	0	0	20
Earle	15	3-5	3-5	0-0	1	1	1	1	0	1	9
Price	11	0-1	0-0	0-0	2	0	0	0	0	0	0
Team		(49.0%)	(54.5%)	(72.7%)	+1						
Totals	200	24-49	12-22	8-11	28	20	15	16	2	5	68

OHIO STATE (70)....5-3

	MIN	FG-FGA	3P-3PA	FT-FTA	REB	F	A	TO	BK	ST	PTS
Dials, f	24	6-9	0-0	0-0	7	2	0	1	1	1	12
Radinovic, f	37	3-7	0-0	3-5	7	1	0	2	0	2	9
Sullinger, c	33	6-8	0-0	0-2	6	4	2	1	0	0	12
Fuss-Cheatham, g	34	4-8	0-1	5-6	3	2	4	3	0	2	13
Billings, g	7	0-2	0-1	1-2	3	1	1	0	0	0	1
Harris	4	0-0	0-0	0-0	1	1	0	0	0	0	0
Stockman	35	7-18	2-6	5-6	0	1	2	1	0	4	21
Sylvester	16	1-5	0-3	0-0	2	2	2	2	0	0	2
Jenkins	10	0-0	0-0	0-0	2	1	0	0	0	0	0
Team		(47.4%)	(18.2%)	(66.7%)	+3						
Totals	200	27-57	2-11	14-21	34	15	11	10	1	9	70

Officials: Reggie Greenwood, Frank DeMayo, Fran Connolly. **Technical Fouls:** None. **Deadball Rebounds:** Ohio State 2, Furman 1.

GAME 9 High Point
December 20, 2003
Greenville, S.C.
Attendance: 1,259

Furman 51 47 — 98
High Point 34 53 — 87

FURMAN (98)...5-4

	MIN	FG-FGA	3P-3PA	FT-FTA	REB	F	A	TO	BK	ST	PTS
Ndoye, f	32	9-14	4-6	5-6	7	0	2	2	0	3	27
Sanders, f	26	3-3	1-1	1-2	4	4	2	2	0	0	8
Pojatina, f	10	0-2	0-0	0-0	2	4	0	2	0	0	0
Carter, g	24	7-10	2-5	2-3	4	0	2	2	0	0	18
Bostain, g	32	4-10	0-3	13-16	8	2	5	4	0	1	21
Diagne	10	0-1	0-1	0-0	1	4	0	1	0	0	0
Webb	25	3-4	3-4	5-6	4	2	3	4	0	0	14
Earle	18	1-5	1-3	0-0	2	2	1	1	0	3	3
Prnowell	23	2-4	0-1	3-3	1	4	0	3	1	1	7
Team		(54.7%)	(45.8%)	(80.6%)	+2						1
Totals	200	29-53	11-24	29-36	35	22	15	22	1	8	98

HIGH POINT (87)...5-4

	MIN	FG-FGA	3P-3PA	FT-FTA	REB	F	A	TO	BK	ST	PTS
Chambers, f	22	0-2	0-1	0-0	4	3	6	2	0	1	0
Gathings, f	34	8-16	0-2	3-4	7	4	0	3	1	5	19
Echenique, c	31	5-12	0-0	11-12	8	4	1	4	0	1	21
Allen, g	25	4-4	1-1	0-0	1	5	1	2	0	2	9
White, g	33	8-17	3-7	1-4	4	3	2	0	1	4	20
Palacios	18	2-3	1-2	1-2	1	3	2	1	0	1	6
Meeks	18	2-5	0-1	0-0	2	4	1	0	0	0	4
Quick	5	0-2	0-1	2-2	0	0	0	2	0	1	2
Konare	4	0-1	0-0	0-0	1	1	0	1	0	0	0
Halsch	2	0-1	0-0	0-0	0	1	0	0	0	0	0
Hillman	8	2-3	0-0	2-3	2	1	0	2	0	2	6
Team		(47.0%)	(33.3%)	(74.1%)	+3						
Totals	200	31-66	5-15	20-27	33	29	13	17	2	17	87

Officials: John Corio, Tim Nestor, Sean Wright. Technical Fouls: Gathings. Deadball Rebounds: Furman 3, High Point 2.

GAME 10 Bethune-Cookman
December 29, 2003
Greenville, S.C.
Attendance: 1,142

Furman 23 39 — 62
Bethune-Cookman 27 22 — 49

FURMAN (62)...6-4

	MIN	FG-FGA	3P-3PA	FT-FTA	REB	F	A	TO	BK	ST	PTS
Ndoye, f	30	5-12	1-3	0-0	6	0	1	4	0	0	11
Sanders, f	32	3-3	0-0	4-6	4	1	1	1	0	0	10
Pojatina, f	15	0-3	0-0	1-2	2	0	1	0	2	0	1
Carter, g	32	3-9	3-5	2-2	9	2	3	0	0	2	11
Bostain, g	20	3-7	0-3	1-2	1	0	1	3	0	1	7
Diagne	18	2-4	0-0	2-4	3	4	1	2	0	1	7
Webb	18	0-6	0-4	2-2	3	0	2	1	0	0	2
Earle	27	0-1	0-1	0-0	1	0	0	0	0	0	0
Punch	1	0-0	0-0	0-0	0	0	0	0	0	0	0
Prowell	21	4-6	0-0	6-6	8	3	1	5	1	1	14
Price	+0	0-0	0-0	0-0	0	0	0	0	0	0	0
Team		(39.2%)	(25.0%)	(75.0%)	+2						1
Totals	200	20-51	4-16	18-24	39	10	11	17	3	5	62

BETHUNE-COOKMAN (49)...0-7

	MIN	FG-FGA	3P-3PA	FT-FTA	REB	F	A	TO	BK	ST	PTS
Ba, f	30	1-8	0-0	0-0	9	1	4	0	0	1	2
Williams, f	25	1-3	0-0	1-2	6	5	0	3	0	3	3
Taylor, g	27	3-7	2-4	0-0	3	1	0	1	0	0	8
Carter, g	28	4-13	0-1	1-1	3	4	3	5	1	1	9
Picard, g	26	1-5	0-4	0-0	2	1	2	6	0	2	2
Frink	15	2-7	1-5	1-2	1	2	0	1	0	0	6
Calyton	22	2-9	1-5	0-0	4	3	0	1	0	1	5
Larmond	27	5-6	3-4	1-1	4	1	0	1	0	3	14
Team		(32.8%)	(30.4%)	(66.7%)	+3						
Totals	200	19-58	7-23	4-6	35	18	9	18	1	11	49

Officials: Ted Valentine, Doug Simons, William Covington. Technical Fouls: None. Deadball Rebounds: Furman 2, Furman 2.

GAME 11 Lipscomb
December 30, 2003
Greenville, S.C.
Attendance: 1,622

Furman 26 30 — 56
Lipscomb 46 46 — 92

FURMAN (92)...7-4

	MIN	FG-FGA	3P-3PA	FT-FTA	REB	F	A	TO	BK	ST	PTS
Ndoye, f	24	2-5	0-2	3-5	5	1	1	3	1	1	7
Sanders, f	19	2-3	1-1	0-0	4	3	3	1	0	2	5
Pojatina, f	15	3-4	0-0	2-3	4	3	0	0	3	0	8
Carter, g	32	0-3	0-2	1-2	4	1	6	3	0	1	1
Bostain, g	19	5-9	3-4	4-6	6	1	4	0	0	0	17
Diagne	18	5-7	1-2	1-1	5	2	0	0	1	1	12
Webb	21	2-3	1-2	0-0	2	2	9	4	0	2	5
Sperry	2	0-0	0-0	0-0	0	0	0	0	0	0	0
Earle	11	3-3	3-3	0-0	1	2	0	2	0	0	9
Punch	6	0-1	0-1	0-0	3	0	0	0	0	1	0
Carson	4	1-1	0-0	2-2	0	0	0	0	0	0	4
Prowell	19	7-10	4-6	0-0	3	2	1	4	1	1	18
Van De Laar	4	2-2	0-0	0-0	0	0	1	0	0	1	4
Price	6	1-3	0-0	0-0	2	0	0	1	0	0	2
Team		(61.1%)	(56.5%)	(68.4%)	+2						
Totals	200	33-54	13-23	13-19	41	17	25	18	6	10	92

LIPSCOMB (56)...2-7

	MIN	FG-FGA	3P-3PA	FT-FTA	REB	F	A	TO	BK	ST	PTS
Hacker, f	16	1-6	0-0	2-2	7	3	0	1	1	0	4
Hartman, f	22	3-6	0-0	3-6	6	2	1	1	0	1	9
Fisk, c	28	6-15	1-2	3-5	2	4	2	4	0	2	16
Poindexter, g	28	1-10	0-4	0-0	1	0	2	1	0	0	2
Jackson, g	21	0-3	0-1	0-2	1	2	1	1	0	0	0
Robinson	7	0-0	0-0	0-0	3	2	1	1	0	0	0
King	12	0-0	0-0	0-0	2	0	0	1	0	0	0
Bolt	9	2-6	1-5	0-0	1	1	1	0	0	1	5
Hankins	18	4-7	2-5	0-0	1	2	0	1	0	2	10
Mays	5	0-0	0-0	0-0	0	0	0	0	0	0	0
Jarboe	27	3-9	0-3	2-2	0	0	2	1	0	3	8
Jenney	7	0-0	0-0	2-4	1	2	1	1	0	0	2
Team		(32.3%)	(20.0%)	(57.1%)	+3						
Totals	200	20-62	4-20	12-21	28	18	11	13	1	9	56

Officials: Gary Wall, Greg Fogleman, Michael Drummond. Technical Fouls: None. Deadball Rebounds: Lipscomb 6, Furman 3.

GAME 12 East Tennessee State
January 5, 2004
Greenville, S.C.
Attendance: 2,261

Furman 29 39 — 68
East Tennessee State 28 41 — 69

FURMAN (68)...7-5, 0-2 SoCon

	MIN	FG-FGA	3P-3PA	FT-FTA	REB	F	A	TO	BK	ST	PTS
Ndoye, f	34	5-12	1-4	0-0	6	1	3	0	0	1	11
Sanders, f	27	2-3	0-1	6-6	11	3	4	2	1	0	10
Pojatina, c	20	2-5	0-0	1-4	4	2	2	1	1	0	5
Carter, g	33	4-9	2-3	2-3	6	1	3	7	0	4	12
Bostain, g	28	3-10	1-4	2-2	3	0	1	4	0	2	9
Diagne	14	3-6	0-0	0-0	1	4	0	2	2	0	6
Webb	19	2-5	1-3	2-2	0	1	2	3	0	1	7
Earle	4	0-1	0-1	0-0	0	0	0	0	0	0	0
Prowell	21	4-7	0-2	0-0	4	3	0	3	0	1	8
Team		(43.1%)	(27.8%)	(76.5%)	+3						
Totals	200	25-58	5-18	13-17	38	15	15	22	4	9	68

EAST TENNESSEE STATE (69)...9-4, 2-0 SoCon

	MIN	FG-FGA	3P-3PA	FT-FTA	REB	F	A	TO	BK	ST	PTS
Fields, f	38	5-12	1-2	1-2	11	4	3	3	0	3	12
Wadood, f	30	7-16	0-0	6-9	8	4	0	6	1	3	20
Rhoda, g	30	1-7	0-0	2-2	2	2	2	2	0	0	4
Smith, g	38	10-15	2-4	0-0	4	3	2	5	0	3	22
Anthony, g	30	2-6	1-5	0-0	7	4	4	1	0	1	5
Oatman	8	0-3	0-1	0-0	0	2	2	0	0	1	0
Scott	7	0-0	0-0	0-0	0	0	0	1	0	2	0
Strong	7	1-2	1-1	0-0	0	1	0	0	0	0	3
Nuckles	12	1-3	1-1	0-2	1	1	0	0	1	0	3
Team		(42.2%)	(42.9%)	(60.0%)	+4						
Totals	200	27-64	6-14	9-15	37	21	13	18	2	13	69

Officials: Tony Greene, Karl Hess, Mike Eades. Technical Fouls: None. Deadball Rebounds: East Tennessee State 4, Furman 1.

GAME 17 Wofford
January 24, 2004
Greenville, S.C.
Attendance: 2,564

Furman 49 42 — 91
Wofford 25 30 — 55

FURMAN (91)...10-7, 2-4 SoCon

	MIN	FG-FGA	3P-3PA	FT-FTA	REB	F	A	TO	BK	ST	PTS
Ndoye, f.....	31	11-17	2-3	4-5	6	1	2	1	1	1	28
Sanders, f.....	22	5-7	1-2	0-0	5	2	3	0	0	1	11
Pojatina, c.....	13	2-5	0-0	3-4	3	2	3	0	0	0	7
Carter, g.....	26	3-5	3-3	1-3	2	2	6	0	0	4	10
Bostain, g.....	23	2-2	1-1	3-4	5	1	4	1	0	1	8
Diagne.....	21	2-5	0-1	2-2	5	3	0	2	0	2	6
Webb.....	27	3-7	1-3	2-4	1	1	4	4	0	2	9
Sperry.....	2	0-0	0-0	0-0	0	1	0	0	0	1	0
Punch.....	16	2-4	1-2	0-1	2	3	1	1	0	3	5
Carson.....	7	1-3	0-2	2-2	0	0	1	2	0	0	4
Van De Laar.....	4	0-0	0-0	1-2	1	1	0	0	0	0	1
Price.....	8	1-3	0-0	0-0	1	3	0	1	0	1	2
Team.....		(55.2%)	(52.9%)	(66.7%)	+6						
Totals.....	200	32-58	9-17	18-27	37	20	24	12	1	16	91

WOFFORD (55)...6-11, 2-4 SoCon

	MIN	FG-FGA	3P-3PA	FT-FTA	REB	F	A	TO	BK	ST	PTS
Wikerson, f.....	23	3-5	0-2	1-2	7	3	0	3	0	0	7
Berg, f.....	22	6-10	0-1	2-5	6	0	0	3	0	0	14
Eaton, g.....	23	0-4	0-2	0-0	2	3	0	1	0	0	0
Fields, g.....	12	1-3	0-0	0-1	0	1	1	2	0	3	2
Marshall, g.....	24	2-4	1-3	0-0	0	3	0	3	1	0	5
Ingram.....	12	0-1	0-1	0-0	1	1	0	0	0	0	0
Borders.....	11	1-4	0-1	0-0	1	3	2	5	0	0	2
Sheehan.....	6	1-2	1-2	0-0	0	0	0	1	0	0	3
Tarr.....	11	0-0	0-0	0-0	2	1	0	0	0	0	0
Taylor.....	16	4-5	1-2	1-5	2	0	2	2	2	0	10
Belton.....	16	0-1	0-1	2-2	0	1	3	1	0	0	2
Daniels.....	18	2-5	2-4	0-0	3	4	1	4	1	1	6
Team.....		(46.7%)	(26.3%)	(42.1%)	+3						
Totals.....	200	21-45	5-19	8-19	28	23	9	25	4	4	55

Officials: Allan Hawkins, William Cheek, Jerry Hill. Technical Fouls: None. Deadball Rebounds: Furman 3, Wofford 2.

GAME 18 Chattanooga
January 26, 2004
Greenville, S.C.
Attendance: 1,413

Furman 33 35 — 68
Chattanooga 31 46 — 77

FURMAN (68)...10-8, 2-5 SoCon

	MIN	FG-FGA	3P-3PA	FT-FTA	REB	F	A	TO	BK	ST	PTS
Ndoye, f.....	28	2-8	1-6	3-4	2	4	0	1	1	0	8
Sanders, f.....	34	2-6	0-1	2-3	9	2	4	1	0	1	6
Pojatina, c.....	18	2-7	0-0	0-0	6	2	2	3	4	0	4
Carter, g.....	26	4-7	2-4	0-0	7	2	2	4	0	1	10
Bostain, g.....	28	3-11	0-4	4-5	5	2	2	1	0	2	10
Diagne.....	18	1-6	0-1	2-2	4	2	1	0	0	0	4
Webb.....	26	4-11	3-9	0-0	4	2	3	5	0	0	11
Earle.....	10	4-8	2-5	0-0	3	2	0	2	0	0	10
Punch.....	12	1-2	0-1	3-4	3	0	1	1	0	0	5
Price.....	+0	0-1	0-0	0-0	0	0	0	0	0	0	0
Team.....		(34.3%)	(25.8%)	(77.8%)	+5						
Totals.....	200	23-67	8-31	14-18	48	18	15	18	5	4	68

CHATTANOOGA (77)...12-7, 5-3 SoCon

	MIN	FG-FGA	3P-3PA	FT-FTA	REB	F	A	TO	BK	ST	PTS
Champion, f.....	37	6-14	2-3	6-6	10	2	1	1	0	3	20
Katelynas, f.....	14	2-3	0-0	0-0	3	1	0	0	0	2	4
Brown, f.....	21	2-7	1-4	0-0	4	3	0	0	1	2	5
Trowell, g.....	35	5-9	0-2	4-5	2	5	6	2	0	0	14
Rogan, g.....	31	5-13	0-2	1-4	4	0	1	3	0	3	11
Pugh.....	26	6-14	1-3	3-4	8	1	1	1	2	2	16
Richardson.....	12	2-3	1-2	0-0	1	1	0	1	0	0	5
Matthews.....	15	1-3	0-0	0-0	3	2	2	1	0	0	2
Long.....	5	0-0	0-0	0-0	0	0	0	0	0	0	0
Walton.....	+0	0-0	0-0	0-0	0	0	0	0	0	0	0
Anderson.....	4	0-0	0-0	0-0	1	2	0	0	0	0	2
Team.....		(43.9%)	(31.3%)	(87.5%)	+3						
Totals.....	200	29-66	5-16	14-16	39	17	11	9	3	12	77

Officials: Sean Hull, Orlando Poole, Tony Greene. Technical Fouls: None. Deadball Rebounds: Furman 0, Chattanooga 0

GAME 19 Appalachian State
January 31, 2004
Greenville, S.C.
Attendance: 2,582

Furman 46 39 — 85
Appalachian State 23 51 — 74

FURMAN (85)...11-8, 3-5 SoCon

	MIN	FG-FGA	3P-3PA	FT-FTA	REB	F	A	TO	BK	ST	PTS
Ndoye, f.....	32	4-8	2-5	2-2	7	3	3	5	0	0	12
Sanders, f.....	27	3-6	2-3	1-3	6	3	2	1	0	0	9
Pojatina, c.....	20	2-3	0-0	0-0	5	1	0	2	3	0	4
Carter, g.....	33	6-12	2-5	6-8	1	2	4	3	0	1	20
Bostain, g.....	29	3-9	0-0	10-11	5	2	4	3	0	3	16
Diagne.....	24	2-4	0-0	5-6	9	1	1	4	1	0	9
Webb.....	12	2-3	2-3	0-0	1	4	3	3	0	1	6
Earle.....	14	3-5	1-3	0-0	3	1	0	2	0	1	7
Punch.....	9	1-2	0-1	0-0	2	1	0	0	0	0	2
Team.....		(50.0%)	(45.0%)	(80.0%)	+3						
Totals.....	200	26-52	9-20	24-30	42	18	17	23	4	6	85

APPALACHIAN STATE (74)...8-13, 3-5 SoCon

	MIN	FG-FGA	3P-3PA	FT-FTA	REB	F	A	TO	BK	ST	PTS
Mitchell, f.....	26	2-5	0-0	3-4	4	3	0	1	0	1	7
H. Jones, f.....	17	7-10	0-0	0-0	7	1	0	0	1	0	14
McFarland, f.....	22	5-14	0-2	1-1	1	2	0	1	0	3	11
Davis, g.....	23	4-12	2-6	2-2	5	3	3	6	0	1	12
Brown, g.....	12	1-4	0-1	0-0	0	2	0	0	0	2	2
Scott.....	16	2-2	0-0	1-1	1	1	0	1	0	0	5
Smith.....	13	1-2	0-0	0-1	5	3	0	1	0	0	2
Cranford.....	8	1-2	1-2	0-0	2	0	1	1	0	0	3
Thompson.....	20	3-7	0-4	1-1	1	1	3	2	0	5	7
M. Jones.....	27	5-11	1-6	0-0	0	3	1	1	0	1	11
Thomas.....	7	0-2	0-0	0-0	2	1	0	0	0	0	0
Deas.....	9	0-1	0-0	0-0	1	4	0	1	0	0	0
Team.....		(43.1%)	(19.0%)	(80.0%)	+3						
Totals.....	200	31-72	4-21	8-10	32	24	8	15	1	13	74

Officials: Gary Wall, Raymond Styons, Dave Davis. Technical Fouls: None. Deadball Rebounds: Appalachian State 1, Furman 0

GAME 20 Chattanooga
February 2, 2004
Elon, N.C.
Attendance: 917

Furman 33 27 — 60
Elon 38 29 — 67

FURMAN (60)...11-9, 3-6 SoCon

	MIN	FG-FGA	3P-3PA	FT-FTA	REB	F	A	TO	BK	ST	PTS
Ndoye, f.....	30	5-15	1-5	1-4	8	3	0	0	0	0	12
Sanders, f.....	33	3-3	0-0	2-2	2	1	1	3	0	0	8
Pojatina, c.....	14	0-1	0-0	0-0	0	3	1	0	0	0	0
Carter, g.....	34	2-7	1-4	4-4	4	2	1	2	0	3	9
Bostain, g.....	27	5-9	1-3	2-4	3	1	5	1	0	1	13
Diagne.....	22	4-6	0-1	0-0	3	1	0	3	0	2	8
Webb.....	26	3-7	3-5	0-0	2	2	2	0	0	1	9
Earle.....	10	0-3	0-2	1-2	0	2	1	1	0	0	2
Punch.....	4	0-0	0-0	0-1	0	0	1	0	0	0	0
Team.....		(43.1%)	(30.0%)	(58.8%)	+3						
Totals.....	200	22-51	6-20	10-17	25	15	12	9	0	7	60

ELON (67)...8-13, 4-5 SoCon

	MIN	FG-FGA	3P-3PA	FT-FTA	REB	F	A	TO	BK	ST	PTS
Kirby, f.....	19	3-3	0-0	0-1	6	1	0	0	0	0	6
Atoyebi, f.....	31	3-8	0-0	5-6	6	4	0	2	0	0	11
Rice, g.....	35	8-10	4-4	0-0	3	3	2	1	0	1	20
Nowlin, g.....	18	1-3	1-2	4-4	4	4	1	0	1	0	7
Harvin, g.....	31	2-7	0-3	0-0	3	0	2	2	1	2	4
Watson.....	18	2-3	0-0	1-2	2	2	6	3	0	0	5
Gamble.....	10	1-1	0-0	2-2	2	2	0	2	0	0	4
Jones.....	17	2-5	0-0	0-0	1	1	2	3	0	0	4
Chalko.....	21	3-6	0-2	0-0	1	1	0	0	0	0	6
Team.....		(54.3%)	(45.5%)	(80.0%)	+4						
Totals.....	200	25-46	5-11	12-15	32	18	13	13	2	3	67

Officials: Zelton Steed, Jamie Luckie, Tim Nestor. Technical Fouls: None. Deadball Rebounds: Furman 3, Elon 1.

GAME Georgia Southern
February 7, 2004
21 Statesboro, Ga.
Attendance: 3,242

Furman	33	44	—	77
Georgia Southern	37	35	—	72

FURMAN (77)...12-9, 4-6 SoCon

	MIN	FG-FGA	3P-3PA	FT-FTA	REB	F	A	TO	BK	ST	PTS
Ndoye, f	34	9-14	3-4	5-6	4	2	1	5	0	3	26
Sanders, f	28	2-6	0-2	1-2	6	3	6	0	1	0	5
Pojatina, c	10	0-1	0-0	1-2	1	4	1	1	0	0	1
Carter, g	32	4-7	0-1	4-5	6	5	2	5	0	4	12
Bostain, g	25	3-8	0-1	5-6	4	3	1	3	1	3	11
Diagne	22	3-6	0-0	1-2	6	3	0	2	1	0	7
Webb	22	2-3	2-3	2-2	4	1	2	2	0	2	8
Earle	3	0-0	0-0	0-0	0	1	0	1	0	0	0
Prowell	24	2-6	1-3	2-4	5	2	0	0	1	0	7
Team		(49.0%)	(42.9%)	(72.4%)	+5						
Totals	200	25-51	6-14	21-29	41	24	13	19	4	12	77

GEORGIA SOUTHERN (72)...17-4, 9-1 SoCon

	MIN	FG-FGA	3P-3PA	FT-FTA	REB	F	A	TO	BK	ST	PTS
Olivier, f	17	3-5	0-0	3-4	4	3	1	1	2	0	9
Bennett, f	27	9-10	0-0	4-9	11	3	0	2	0	2	22
Nesbitt, f	33	5-19	4-11	2-2	4	3	2	1	0	2	16
Williams, g	31	2-10	2-8	1-2	5	3	9	4	0	1	7
Fleming, g	20	3-8	0-2	0-1	4	2	2	3	2	1	6
Gennie	5	1-2	0-1	0-0	0	0	0	0	0	1	5
Mobley	13	1-1	0-0	0-0	0	2	0	2	0	1	2
Gibson	18	0-6	0-4	1-2	2	3	0	1	0	0	1
Francois	28	2-9	0-0	3-4	10	2	0	1	0	3	7
Byams	8	0-1	0-0	0-0	1	2	0	1	0	0	0
Team		(36.6%)	(23.1%)	(58.3%)	+2						
Totals	200	26-71	6-26	14-24	43	23	14	16	4	11	72

Officials: Carlos Reyes, Brian Forte, Charles Bridwell. Technical Fouls: None. Deadball Rebounds: Furman 3, Ga. Southern 2.

GAME Davidson
February 10, 2004
22 Greenville, S.C.
Attendance: 2,180

Furman	26	47	—	73
Davidson	44	39	—	83

FURMAN (73)...12-10, 4-7 SoCon

	MIN	FG-FGA	3P-3PA	FT-FTA	REB	F	A	TO	BK	ST	PTS
Ndoye, f	34	7-19	4-10	3-5	8	3	0	1	0	0	21
Sanders, f	25	1-2	0-1	0-0	7	1	3	4	2	1	2
Pojatina, c	11	0-1	0-0	2-2	1	3	0	1	3	0	2
Carter, g	32	0-6	0-1	3-4	3	3	5	1	0	0	3
Bostain, g	20	2-8	1-2	2-2	3	1	1	1	0	1	7
Diagne	24	4-8	3-4	0-2	9	1	1	1	0	1	11
Webb	27	5-9	3-7	0-0	3	1	3	3	0	1	13
Earle	7	1-4	1-2	0-0	1	1	0	1	0	0	3
Punch	+0	1-1	0-0	0-0	1	0	0	0	0	0	2
Prowell	14	3-6	2-3	1-1	2	5	4	1	1	1	9
Price	6	0-0	0-0	0-0	0	1	0	0	0	0	0
Team		(37.5%)	(46.7%)	(68.8%)	+0						
Totals	200	24-64	14-30	11-16	38	20	17	14	6	5	73

DAVIDSON (83)...12-11, 7-5 SoCon

	MIN	FG-FGA	3P-3PA	FT-FTA	REB	F	A	TO	BK	ST	PTS
Booker, f	26	1-3	0-0	0-0	3	3	8	3	0	2	2
Grace, f	30	2-6	2-3	0-0	6	0	1	0	0	1	6
Kosmalski, c	35	5-6	1-1	5-8	13	3	2	1	0	0	16
McKillop, g	29	4-10	4-8	2-2	0	2	1	4	0	2	14
Winters, g	35	9-17	4-8	5-6	7	2	3	4	0	1	27
Eho	1	0-0	0-0	0-0	0	2	0	0	0	0	0
Grant	22	2-4	2-2	2-2	5	3	3	4	0	0	8
Summers	+0	0-0	0-0	0-0	0	0	0	1	0	0	0
Johnson	15	4-7	2-3	0-1	0	3	1	1	0	0	10
Ivory	2	0-0	0-0	0-0	0	0	0	0	0	0	0
Blancett	5	0-2	0-1	0-0	1	1	0	0	0	0	0
Team		(49.1%)	(57.7%)	(73.7%)	+3						
Totals	200	27-55	15-26	14-19	38	19	19	18	0	6	83

Officials: Mike Wood, Gary Maxwell, Tony Greene. Technical Fouls: None. Deadball Rebounds: Furman 1, Davidson 1.