



**Game 24 — Monday, February 16, 2004**  
**Furman Paladins (13-10, 5-7 SoCon) vs. Western Carolina Catamounts (12-11, 5-7 SoCon)**  
**Ramsey Center (6,000), Cullowhee, North Carolina, 7:00 p.m.**  
**WGOG-FM 96.3 (Walhalla), WCSZ-AM 1070 (Greenville), YahooBroadcast.com**



		ppg	rpg	Notes
G 3	Tony Carter	6-0 .. 170 .. So. .... Burlington, N.C. ....	9.7	*3.6 21x47 3PFGs (.447) last 16 games; 29x38 FTs (.763) last 7 games
G 4	Robby Bostain	6-3 .. 185 .. R-Fr. Duluth, Ga. ....	10.4	4.4 Lefthander; No. 2 scorer among SoCon freshmen
F 5	Maleye Ndoye	6-8 .. 205 .. Sr. .... Dakar, Senegal ....	15.7	5.2 25 pts. (including game winner) vs. WOF; career high 32 vs. JMU, MINN
F 41	Nick Sanders	6-7 .. 215 .. Jr. .... Leavenworth, Kan. ....	6.6	6.0 Career high 6 ast. vs. GSU; 34x60 FGs (.557) last 15 games
C 10	Marijan Pojatina	6-11 205 .. Sr. .... Zagreb, Croatia ....	3.5	3.0 108 career blocks (4th in FU history)

G 13	Eric Webb	6-2 .. 185 .. Fr. .... Grand Rapids, Minn. .	9.4	*2.8 33x70 3PFGs (.471) last 16 games; 20 pts. vs. Ohio St.
F 32	Quan Prowell	6-8 .. 210 .. Fr. .... Columbus, Ga. ....	10.6	4.5 14 pts., 2 dunks vs. WOF; missed four games with knee injury
C 1	Moussa Diagne	6-8 .. 210 .. Fr. .... Thies, Senegal ....	7.9	4.1 11 pts., 9 reb. vs. DAV; 8.8 ppg last 13 games

\* Assists *Larry Davis (Asbury '78), 89-111 (7th Year at FU), 89-111 (7th Year Overall)*

**FURMAN-WESTERN CAROLINA  
SERIES INFORMATION  
(Furman leads 30-19)**

Monday's Furman-Western Carolina game will mark the 50th meeting between the Paladins and Catamounts in a series that began with a 106-83 Furman win in Greenville during the 1976-77 season. The Paladins hold a 30-19 series advantage and have won two straight and three of the last four meetings with the Catamounts. Last year Furman knocked off Western Carolina in Greenville, 71-67. Two years ago the Catamounts tripped up Furman 77-67 in Cullowhee, but the Paladins later exacted revenge with a 65-61 triumph in SoCon Tournament play. Furman has dropped four straight at the Ramsey Center and is 11-12 overall in Cullowhee, having last won there during the 1995-96 season by a 97-86 score.

**2003-04 SOUTHERN CONFERENCE STANDINGS/SCHEDULE**

North Division	Conference	Overall
East Tennessee State	13 - 0 1.000	21 - 4 .840
Chattanooga	7 - 5 .583	14 - 9 .608
Elon	5 - 7 .417	9 - 15 .375
UNC Greensboro	5 - 7 .417	8 - 14 .364
Western Carolina	5 - 7 .417	12 - 11 .522
Appalachian State	3 - 9 .250	8 - 17 .320

South Division	Conference	Overall
Coll. of Charleston	10 - 3 .769	18 - 5 .783
Georgia Southern	9 - 3 .750	18 - 5 .783
Davidson	8 - 5 .615	13 - 11 .542
Furman	5 - 7 .417	13 - 10 .565
Wofford	4 - 9 .307	8 - 16 .333
The Citadel	0 - 12 .000	4 - 19 .174

**Monday, February 16**

Furman @ Western Carolina, 7:00  
Elon @ Chattanooga, 7:00  
East Tennessee State @ The Citadel, 7:15

**Tuesday, February 17**

Appalachian St. @ UNC Greensboro, 7:00

**Wednesday, February 18**

Georgia Southern @ Charleston, 7:00  
Wofford @ Davidson, 7:00

**Saturday, February 21**

East Tennessee State at Fresno State, 3:00  
Chattanooga at Appalachian State, 3:30  
The Citadel at Furman, 4:00  
Charleston at Western Michigan, 4:00  
Western Carolina at Elon, 7:00  
UNC Greensboro at Ga. Southern, 7:30

**2003-04 FURMAN PALADINS  
RESULTS/SCHEDULE  
(13-10, 5-7 SoCon South)**

Date	Opponent (TV)	Time
Nov. 22	@ James Madison	L 72-78
Nov. 24	SOUTHERN WESLEYAN	W 77-53
Nov. 26	GREENSBORO COLLEGE	W 74-49
Nov. 30	@ Minnesota	(ot) L 84-91
Dec. 3	@ UNC Greensboro*	L 65-73
Dec. 6	@ Northern Iowa	W 64-55
Dec. 14	@ UNC Asheville	W 60-56
Dec. 17	@ Ohio State (ESPN)	L 68-70
Dec. 20	HIGH POINT	W 98-87
FURMAN HOLIDAY CLASSIC		
Dec. 29	BETHUNE-COOKMAN	W 62-49
Dec. 30	LIPSCOMB	W 92-56
Jan. 5	EAST TENNESSEE STATE*	L 68-69
Jan. 10	@ Charleston* (CSS)	L 65-70
Jan. 13	ERSKINE	W 89-51
Jan. 17	GA. SOUTHERN* (FOXSS)	L 67-71
Jan. 19	@ The Citadel*	W 76-61
Jan. 24	WOFFORD*	W 91-55
Jan. 26	CHATTANOOGA*	L 66-78
Jan. 31	APPALACHIAN ST.* (CSS)	W 85-74
Feb. 2	@ Elon*	L 60-67
Feb. 7	@ Georgia Southern*	W 77-72
Feb. 10	DAVIDSON*	L 73-83
Feb. 14	@ Wofford*	W 77-73
Feb. 16	@ Western Carolina*	7:00
Feb. 21	THE CITADEL*	4:00
Feb. 25	CHARLESTON*	(CSS) 7:00
Feb. 28	@ Davidson*	7:00
Mar. 3-6	SoCon Tourney	TBA

\* Southern Conference Game

NOTING THE PALADINS...Fresh from a 77-73 road victory over Wofford on Saturday, Furman returns to action Monday when it travels to Cullowhee, N.C., and the Ramsey Center to take on Western Carolina in a 7:00 p.m. game. Paced by guard **Tony Carter's** 20 points, the Paladins limited the Catamounts' **Kevin Martin** to a SoCon season low eight points en route to a 71-67 win in Greenville a year ago. Furman, however, has lost four straight in Cullowhee, having last won there during the 1995-96 season by a 97-86 score. The triumph over Wofford on Saturday completed the Paladins' regular season sweep of the Terriers, which Furman had earlier hammered in Greenville by a 91-55 score. **Maleye Ndoye's** 17-foot jump shot with 1.5 seconds left broke a 73-73 tie and delivered the verdict to Furman, which won for the third straight time over the Terriers. Ndoye, the SoCon's reigning player-of-the-week, canned 8-of-12 field goal attempts, including 3-of-4 three-pointers, and six of eight free throws for his game high 25 points. He also added a season high four assists and three assists. The Paladins shot a blistering 68.2 percent from the field in the second half (15x22) and finished the contest at a 52.1 percent clip (25x48). Furman, which got 14 points and two dunks from SoCon Freshman-of-the-Year candidate **Quan Prowell** and 11 points and a game high six assists from **Tony Carter**, outrebounded Wofford 34-26. The victory over the Terriers represented Furman's third victory in its last four away games and marked a new season high for league road triumphs in head coach **Larry Davis'** seven seasons with the Paladins. One of those three decisions was a 77-72 win over Georgia Southern on Feb. 7, which snapped the Eagles' 13-game winning streak. Furman's five overall road wins this year (5-6) also represent a new season high under Davis. **Maleye Ndoye**, the SoCon's reigning player-of-the-week, leads Furman in scoring (15.7 ppg) thanks, in part, to a pair of career high 32-point performances and strong work of late. He opened the season with a 32-point effort in the Paladins' 78-72 loss at James Madison, and on Nov. 30 matched it (14x21 FGs) in the 91-84 overtime loss at Minnesota. He also scored a game high 27 points in the Paladins' 98-87 triumph over High Point (Dec. 20). After averaging only 5.8 ppg and shooting .310 percent (9x29) in four games from Dec. 30 to Jan. 13, he's bounced back strong by scoring 174 points in the Paladins' last nine games (19.3 ppg). 61x116 FGs, .526), including Saturday's 25-point performance against Wofford (77-73 win), 26-point outburst versus Georgia Southern (77-72 win), 28-point display against Wofford in Greenville (91-55 win), and 27-point performance versus The Citadel (76-61 win). Last year he averaged 5.2 ppg, making his current 15.7 ppg average the greatest improvement (+10.5 ppg) by a Paladin from his junior to senior year since the Paladin All-American **Frank Selvy** recorded a jump from 29.5 ppg as a junior in 1952-53 to a nation leading 41.7 ppg as a senior the following season (+12.2 ppg). His 32 points versus Minnesota was the most by an opponent at Williams Arena since Michigan's **Louis Bullock** tallied 33 versus the Gophers on Jan. 20, 1999. This past summer Ndoye helped his native Senegal to a fourth place finish in the African Championships, including a 27-point performance in a 92-77 win over Morocco. Exactly 47.4 percent (812 points) of Furman's scoring is coming from its freshman class, which currently sports the SoCon's top three freshmen scorers — forward **Quan Prowell** (10.6 ppg), guard **Robby Bostain** (10.4 ppg), and guard **Eric Webb** (9.4 ppg) — plus forward **Moussa Diagne** (7.9 ppg), who ranks fifth among league newcomers. The Paladins are averaging 74.4 ppg on offense, which is significantly higher (+8.2) than last year's 66.2 ppg figure. Similarly, Furman shot .428 percent from the field last year but has

improved to .452 percent this year. After missing four games with a knee injury that required arthroscopic surgery on Jan. 27, **Quan Prowell** has averaged 10.0 ppg and shot 50.0 percent from the field (11x22) in three games since his return. The Columbus, Ga., product, Furman's field goal percentage leader (.553) this season, earned Jack In The Box Furman Holiday Classic MVP honors after scoring a game high 18 points in 19 minutes of action in the 92-56 win over Lipscomb on Dec. 30 and a season high 22 points (9x10 FGs) versus UNC Greensboro in early December. He also tallied 15 points against Minnesota. In its last 16 games, Furman has converted 39.4 percent three-point attempts (126x320). Sophomore guard **Tony Carter** leads Furman in assists (84) and steals (45) and has shot 44.7 percent (21x47) from three-point range over the past 15 games. Included in that run was a recent season high 20-point performance versus Appalachian State on Jan. 31. After struggling at the free throw line early in the season, Carter has canned 29 of his last 38 charity stripe opportunities (.763), including 7-of-9 in Saturday's win over Wofford. Furman's 92-56 triumph over Lipscomb on Dec. 30 gave the program the Jack In The Box Furman Holiday Classic title — the program's first tournament championship of any kind since the Paladins knocked off Marshall 80-62 in Roanoke, Va., to win the 1980 Southern Conference title. Redshirt freshman guard **Robby Bostain** earned Jack In The Box Furman Holiday Classic all-tournament honors with a solid 17-point, 6-rebound, 4-assist performance in only 19 minutes versus Lipscomb in the championship game. In the Paladins' 98-87 victory over High Point (Dec. 20), he cashed in on 13-of-16 free throw attempts on the way to a season high 21 points. Another key performer in Furman's impressive freshman class is guard **Eric Webb**, who has shot .471 percent (33x70) from three-point range over the last 16 games. In the Paladins' 92-56 rout of Lipscomb (Dec. 30), he came off the bench to register a season high nine assists in 21 minutes of action. In the Paladins' 70-68 loss at Ohio State on Dec. 17, the 2003 Minnesota AAA player-of-the-year tallied a season high 20 points on the strength of 6-of-8 shooting from three-point range. Junior forward **Nick Sanders**, Furman's top rebounder (6.0 rpg), registered a career high six assists in Furman's recent 77-72 win over Georgia Southern in Statesboro. Sanders took four stitches following the Ohio State game after receiving a flagrant elbow to the face in the second half from the Buckeyes' **Matt Sylvester**, who was subsequently suspended for one game by the OSU coaching staff. Freshman forward **Moussa Diagne** (pronounced "Jine") has come of strong of late, having averaged 8.8 ppg over the past 13 games. Senior center **Marijan Pojatina** (pronounced "Mar-E-ahn, POE-yah-ta-nah") delivered a pair of blocks versus Wofford and now has 108 for his career, which ranks him fourth on Furman's all-time ledger. Furman announced the signing of 6-foot-2 wing guard **Jadee Jones** from Apple Valley, Minn., in November. As a junior at DeLaSalle (Minn.) High School, he averaged 18.0 ppg, shot 45.0 percent from three-point range, and earned all-state honors. This year he is attending Hopkins High School in Minneapolis. Last year's 8-8 Southern Conference South Division mark represented the program's first .500 conference campaign since the 1991-92 season (9-5) and first non-losing league record since the SoCon went to divisional play in 1994-95. Furman's biggest win a year ago was an 84-71 triumph over eventual league tournament champion East Tennessee State in Johnson City. Furman was a consensus preseason No. 5 pick in separate polls by league head coaches and media in the six-team south division. The Paladins lost their top four scorers and three leading rebounders from a year ago, including forward **Karim Souchu** (19.5 ppg/4.5 rpg), who completed his career with 2,014

points, good for fourth place on Furman's all-time scoring chart. Furman also graduated point guard **Guilherme Da Luz** (11.4 ppg/4.2 rpg/149 assists), who last year became the first player in SoCon history to tally 1,000 points (1,253), 600 assists (668), 500 rebounds (512), and 200 steals (205). In addition, the Paladins graduated forward **Kenny Zeigler** (8.3 ppg/7.8 rpg). Furman will celebrate the 50th anniversary of Paladin All-American **Frank Selvy's** senior season with ceremonies at the Paladins' home game versus The Citadel (Feb. 21). A native of Corbin, Ky., who currently lives just outside Greenville, Selvy led the nation in scoring (41.7 ppg), tallied an NCAA record 100 points in a 149-95 win over Newberry College on Feb. 13, 1954 at Greenville's Textile Hall, and was named NCAA Player-of-the-Year in 1954 after helping Furman to a 21-6 season that featured wins over South Carolina, Clemson, Virginia Tech, Georgia Tech, and Manhattan, among others. The NBA's No. 1 Draft pick in 1954 by the Baltimore Bullets, he played nine seasons in the NBA, including five with the Los Angeles Lakers, where he played alongside future Hall-of-Famers **Jerry West** and **Elgin Baylor**. He still holds five NCAA records, 10 Southern Conference standards, and 17 school records, and is a member of both the Furman and South Carolina Athletic Halls of Fame. His jersey No. 28 is one of only four retired numbers in Furman basketball history. Selvy was also recently ranked (No. 50) by *Street & Smith's Magazine* among the 100 greatest players in college basketball history.

#### FACTS ABOUT FURMAN

Founded in 1826 and located in Greenville, S.C., Furman University, a private liberal arts institution, is ranked as one of the 50 finest liberal arts colleges in the country by *U.S. News and World Report*. Furman's 2,600 students, who represent 46 states and 39 countries, enjoy a collegiate experience on a 750-acre campus that was recently ranked by the American Society of Landscape Architects as one of America's 362 most beautifully landscaped places. Furman graduates have excelled in many fields, and among a few of the notables are **John Broadus Watson**, the "father of behavioral psychology"; **Charles Townes**, Nobel-Prize winning inventor of the laser and maser; **Richard W. Riley**, former United States Department of Education Secretary; Keith Lockhart, the conductor of the Boston Pops; **Betsy King** and **Beth Daniel**, LPGA Hall-of-Fame members; and **Mark Sanford**, South Carolina's current governor. Former Cincinnati Bengals head coach **Sam Wyche** is a Furman graduate. A member of the Southern Conference since 1936, Furman boasts a 17-sport intercollegiate athletics program that ranks among the finest in the country. Within the past year the university's football, men's soccer, women's soccer, men's tennis, women's tennis, and women's golf teams have participated in NCAA Tournament play. During the 2001-02 school year 29 Furman student-athletes earned All-America honors.

### 2003-04 FURMAN PALADINS ROSTER

No.	Name	Pos.	Ht.	Wt.	Yr.	Hometown	Last School
1	Moussa Diagne	F	6-8	210	Fr.	Thies, Senegal	Mount Olive (Ga.) Preparatory School
3	Tony Carter	G	6-0	170	So.	Burlington, N.C.	Williams High School
4	Robby Bostain	G/F	6-3	185	R-Fr.	Duluth, Ga.	Brookwood High School
5	Maleye Ndoye	F	6-8	205	Sr.	Dakar, Senegal	Washington (Tenn.) Academy
10	Marijan Pojatina	C	6-11	205	Sr.	Zagreb, Croatia	XI School
13	Eric Webb	G	6-2	185	Fr.	Grand Rapids, Minn.	Grand Rapids High School
15	Daniel Sperry	F	6-6	200	So.	St. Simons Island, Ga.	Glynn Academy
21	Ben Earle	G/F	6-5	190	R-So.	Standish, Me.	Gordon (Mass.) College
22	Gerad Punch	G/F	6-4	200	Fr.	Phoenix, Ariz.	Brophy Preparatory School
24	Ryan Carson	G	6-3	180	Jr.	Charlotte, N.C.	Providence Day School
32	Quan Prowell	F	6-8	210	Fr.	Columbus, Ga.	Jordan High School
41	Nick Sanders	F	6-7	215	Jr.	Leavenworth, Kan.	Leavenworth High School
43	Julius van de Laar	F	6-7	225	Fr.	Heidelberg, Germany	Urspring High School
45	Cedrick Price	C	6-9	245	Jr.	Savannah, Ga.	Fork Union (Va.) Military Academy

Head Coach: Larry Davis (Asbury '78)

Assistant Coaches: Ken Potosnak (Randolph-Macon '90), Niko Medved (Minnesota '97), Mike Shedd (Purdue '97)

# THE LARRY DAVIS FILE

## PERSONAL

Full Name: Larry Allen Davis  
 Born: June 3, 1956, in Mount Sterling, Ky.  
 Wife: The former Treva Baird of Kingsport, Tenn.  
 Married: September 3, 1977, in Wilmore, Ky.  
 Children: Morgan (17) and Jordan (12)

## EDUCATION

Wapahani High School (Ind.), 1974  
 Asbury College (Ky.), B.A., Education, 1978  
 East Tennessee State University, M.A., Physical Education, 1982

## PLAYING CAREER

Wapahani High School (Ind.)  
 ✎ Basketball (two letters, team captain)  
 ✎ Baseball (four letters, team captain)  
 ✎ Outstanding Athlete, 1974  
 Asbury College (Ky.)  
 ✎ Soccer (four letters)  
 ✎ Track & Field (four letters)



## COACHING CAREER

Year	School	Responsibility	Overall Record	Conf. Record	Conf. Finish	Conf.
1979-80	East Tennessee State	Graduate Assistant Coach	15-13	8-7	(4th)	SoCon
1980-81	East Tennessee State	Graduate Assistant Coach	13-14	9-7	(4th)	SoCon
1981-82	East Tennessee State	Graduate Assistant Coach	13-15	8-8	(4th)	SoCon
1982-83	Cloverport High School (Ky.)	Head Coach	15-13			...
1983-84	Oak Hill Academy (Va.)	Head Coach	25-5			...
1984-85	Oak Hill Academy (Va.)	Head Coach	26-4			...
1985-86	Delaware	Assistant Coach	11-16	4-10	(8th)	East Coast
1986-87	Delaware	Assistant Coach	12-16	3-11	(8th)	East Coast
1987-88	Delaware	Assistant Coach	19-9	9-5	(T2nd)	East Coast
1988-89	Delaware	Assistant Coach	14-14	6-8	(6th)	East Coast
1989-90	Wake Forest	Assistant Coach	12-16	3-11	(8th)	ACC
1990-91	Wake Forest	Assistant Coach	*19-11	8-6	(3rd)	ACC
1991-92	Wake Forest	Assistant Coach	*17-12	7-9	(6th)	ACC
1992-93	Wake Forest	Assistant Coach	*21-9	10-6	(3rd)	ACC
1993-94	Ball State	Assistant Coach	16-12	11-7	(4th)	MAC
1994-95	Minnesota	Assistant Coach	*19-12	10-8	(T5th)	Big Ten
1995-96	Minnesota	Assistant Coach	#19-13	10-8	(T5th)	Big Ten
1996-97	Minnesota	Assistant Coach	*31-4	16-2	(1st)	Big Ten
1997-98	Furman	Head Coach	9-20	5-9	(4th)	Southern
1998-99	Furman	Head Coach	12-16	5-11	(5th)	Southern
1999-00	Furman	Head Coach	14-18	5-10	(6th)	Southern
2000-01	Furman	Head Coach	10-16	5-11	(6th)	Southern
2001-02	Furman	Head Coach	17-14	7-9	(5th)	Southern
2002-03	Furman	Head Coach	14-17	8-8	(3rd)	Southern
2003-04	Furman	Head Coach	13-10	5-7		

\* NCAA Tournament  
 # National Invitation Tournament

## COLLEGIATE HEAD COACHING RECORD

Furman — 89-111, 7th Year (.445); vs. SoCon — 40-65 (.381)

**2004 Southern Conference  
Men's Basketball Championship  
North Charleston Coliseum, North Charleston, S.C.  
March 3-6, 2004**

#4 seed South

Session 1, Game 1  
March 3, noon  
#5 seed North

Session 3, Game 5  
March 4, noon  
#1 seed North

#2 seed South  
Session 3, Game 6  
March 4, 30 minutes after  
Game 5

#3 seed North

Session 1, Game 2  
March 3, 30 minutes  
after Game 1  
#6 seed South

#4 seed North

Session 2, Game 3  
March 3, 6:00 p.m.  
#5 seed South

Session 4, Game 7  
March 4, 6:00 p.m.  
#1 seed South

#2 seed North  
Session 4, Game 8  
March 4, 30 minutes  
after Game 7

#3 seed South

Session 2, Game 4  
March 3, 30 minutes  
after Game 3  
#6 seed North

Session 5, Game 9  
March 5, 6:00 p.m.  
LIVE ON CSS

Session 5, Game 10  
March 5, 30 minutes after  
Game 9  
LIVE ON CSS

**CHAMPIONSHIP GAME**  
Session 6, Game 11  
March 6, 1:00 p.m.  
LIVE ON ESPN

**2003-04 FURMAN PALADINS BASKETBALL  
SEASON BOX SCORE  
ALL GAMES**

<b>RECORD:</b>	<b>OVERALL</b>	<b>HOME</b>	<b>AWAY</b>	<b>NEUTRAL</b>
ALL GAMES.....	(13-10)	(8-4)	(5-6)	(0-0)
CONFERENCE.....	(5-7)	(2-4)	(3-3)	(0-0)
NON-CONFERENCE.....	(8-3)	(6-0)	(2-3)	(0-0)

DATE	TIME	OPPONENT	SCORE	ATTEND	HIGH POINTS	HIGH REBOUNDS
11/22/03	7:00 p.m.	at James Madison	72-78	L 3784	(32)NDOYE, Maleye	(7)POJATINA, Marijan
11/24/03	7:00 p.m.	SOUTHERN WESLEYAN	W 77-53	1032	(17)WEBB, Eric	(9)SANDERS, Nick
11/26/03	7:00 p.m.	GREENSBORO COLLEGE	W 74-49	1053	(16)PROWELL, Quan	(7)NDOYE, Maleye (7)BOSTAIN, Robby
11/30/03	1:00 p.m.	at Minnesota	84-91	LOT 11850	(32)NDOYE, Maleye	(9)NDOYE, Maleye
12/03/03	7:35 p.m.	* at UNCG	65-73	L 1090	(22)PROWELL, Quan	(7)PROWELL, Quan
12/06/03	1:05 p.m.	at UNI	W 64-55	1282	(18)BOSTAIN, Robby	(11)SANDERS, Nick
12/14/03	2:00 p.m.	at UNC Asheville	W 60-56	750	(11)WEBB, Eric (11)BOSTAIN, Robby (11)CARTER, Tony	(8)NDOYE, Maleye (8)PROWELL, Quan
12/17/03	8:00 p.m.	at Ohio State	68-70	L 12248	(20)WEBB, Eric	(7)NDOYE, Maleye
12/20/03	2:30 p.m.	HIGH POINT	W 98-87	1259	(27)NDOYE, Maleye	(8)BOSTAIN, Robby
12/29/03	8:00 p.m.	BETHUNE-COOKMAN	W 62-49	1142	(14)PROWELL, Quan	(9)CARTER, Tony
12/30/03	7:45 p.m.	LIPSCOMB	W 92-56	1622	(18)PROWELL, Quan	(6)BOSTAIN, Robby
01/05/04	7:00 p.m.	* EAST TENNESSEE STATE	68-69	L 2261	(12)CARTER, Tony	(11)SANDERS, Nick
01/10/04	6:15 p.m.	* at Coll of Charleston	65-70	L 3468	(13)BOSTAIN, Robby	(9)SANDERS, Nick
01/13/04	7:00 p.m.	ERSKINE	W 89-51	1813	(16)PROWELL, Quan	(9)PROWELL, Quan
01/17/04	12:00 p.m.	* GEORGIA SOUTHERN	67-71	L 2121	(15)NDOYE, Maleye	(6)BOSTAIN, Robby
01/19/04	7:00 p.m.	* at The Citadel	W 76-61	1190	(27)NDOYE, Maleye	(11)SANDERS, Nick
01/24/04	1:00 p.m.	* WOFFORD	W 91-55	2564	(28)NDOYE, Maleye	(6)NDOYE, Maleye
01/26/04	7:00 p.m.	* CHATTANOOGA	68-77	L 1413	(11)WEBB, Eric	(9)SANDERS, Nick
01/31/04	4:00 p.m.	* APPALACHIAN STATE	W 85-74	2582	(20)CARTER, Tony	(9)DIAGNE, Moussa
02/02/04	7:00 p.m.	* at Elon	60-67	L 917	(13)BOSTAIN, Robby	(8)NDOYE, Maleye
02/07/04	7:30 p.m.	* at Georgia Southern	W 77-72	3242	(26)NDOYE, Maleye	(6)DIAGNE, Moussa (6)CARTER, Tony (6)SANDERS, Nick
02/10/04	7:00 p.m.	* DAVIDSON	73-83	L 2180	(21)NDOYE, Maleye	(9)DIAGNE, Moussa
02/14/04	7:00 p.m.	* at Wofford	W 77-73	2874	(25)NDOYE, Maleye	(7)SANDERS, Nick

\* Conference game

ATTENDANCE SUMMARY	GAMES	TOTALS	AVG/GAME
HOME.....	12	21042	1754
AWAY.....	11	42695	3881
NEUTRAL.....	0	0	0
TOTAL.....	23	63737	2771

## Player	GP-GS	---TOTAL---			---3-PTS---			---REBOUNDS---				PF	FO	A	TO	Blk	Stl	Pts	Avg		
		Min	Avg	FG-FGA	Pct	3FG-FGA	Pct	FT-FTA	Pct	Off	Def									Tot	Avg
05 NDOYE, Maleye.....	23-23	702	30.5	128-268	.478	41-96	.427	63-83	.759	27	93	120	5.2	49	1	28	42	10	23	360	15.7
32 PROWELL, Quan.....	19-1	422	22.2	78-141	.553	13-33	.394	33-45	.733	24	62	86	4.5	61	3	14	31	19	18	202	10.6
04 BOSTAIN, Robby.....	23-23	562	24.4	75-200	.375	12-59	.203	77-97	.794	32	69	101	4.4	26	0	60	40	2	35	239	10.4
03 CARTER, Tony.....	23-23	688	29.9	69-159	.434	26-71	.366	58-95	.611	26	63	89	3.9	46	3	84	60	0	45	222	9.7
13 WEBB, Eric.....	23-0	569	24.7	68-160	.425	48-118	.407	33-41	.805	15	46	61	2.7	31	0	67	67	0	24	217	9.4
01 DIAGNE, Moussa.....	16-0	312	19.5	52-101	.515	5-15	.333	17-26	.654	29	37	66	4.1	40	0	7	27	7	14	126	7.9
41 SANDERS, Nick.....	23-23	645	28.0	54-108	.500	8-25	.320	35-50	.700	43	96	139	6.0	60	2	55	33	7	24	151	6.6
21 EARLE, Ben.....	18-0	207	11.5	24-58	.414	13-37	.351	5-12	.417	5	15	20	1.1	20	0	6	16	1	7	66	3.7
10 POJATINA, Marijan..	22-22	319	14.5	30-76	.395	0-1	.000	17-35	.486	22	43	65	3.0	60	2	20	27	34	3	77	3.5
24 CARSON, Ryan.....	8-0	34	4.3	5-13	.385	2-10	.200	4-4	1.000	0	3	3	0.4	3	0	4	3	0	3	16	2.0
22 PUNCH, Gerad.....	16-0	93	5.8	7-19	.368	2-11	.182	7-11	.636	7	17	24	1.5	8	0	8	5	0	7	23	1.4
43 VAN DE LAAR, Julius	4-0	16	4.0	2-2	1.000	0-0	.000	1-2	.500	2	2	4	1.0	1	0	3	2	0	2	5	1.3
45 PRICE, Cedrick.....	12-0	46	3.8	4-12	.333	0-0	.000	0-0	.000	0	7	7	0.6	5	0	1	3	0	1	8	0.7
15 SPERRY, Daniel.....	4-0	10	2.5	0-2	.000	0-0	.000	0-2	.000	1	0	1	0.3	3	0	0	1	0	1	0	0.0
TEAM.....										31	45	76	3.3	0		4					

---

Total.....	23	4625	596-1319	.452	170-476	.357	350-503	.696	264	598	862	37.5	413	11	357	361	80	207	1712	74.4
Opponents.....	23	4625	561-1321	.425	138-430	.321	280-427	.656	249	550	799	34.7	463	-	275	390	49	201	1540	67.0

SCORE BY PERIODS:	1st	2nd	OT	Total
Furman.....	815	892	6	- 1713
Opponents.....	710	817	13	- 1540

2003-04 FURMAN PALADINS BASKETBALL

FURMAN TEAM GAME-BY-GAME

ALL GAMES

Opponent	Date	Score	W/L	---TOTAL---		--3-PTRS--		FT-FTA		Pct		----REBOUNDS----		PF	A	TO	Blk	Stl	Pts	---Avg
				FG-FGA	Pct	3FG-FGA	Pct	Off	Def	Tot	Avg									
at James Madison	11/22/03	72-78	L	21-62	.339	9-29	.310	21-28	.750	15	21	36	36.0	17	10	15	3	10	72	72.0
SOUTHERN WESLEYAN	11/24/03	77-53	W	27-60	.450	7-23	.304	16-26	.615	15	30	45	40.5	17	18	24	5	12	77	74.5
GREENSBORO COLLEGE	11/26/03	74-49	W	25-67	.373	9-22	.409	15-22	.682	19	22	41	40.7	13	19	15	5	17	74	74.3
at Minnesota	11/30/03	84-91	Lot	35-66	.530	4-19	.211	10-16	.625	9	24	33	38.8	24	20	12	4	11	84	76.8
at UNC-Greensboro	12/03/03	65-73	L	26-57	.456	6-20	.300	7-11	.636	8	22	30	37.0	13	14	14	3	5	65	74.4
at Northern Iowa	12/06/03	64-55	W	24-57	.421	2-13	.154	14-24	.583	9	34	43	38.0	22	15	8	2	9	64	72.7
at UNC Asheville	12/14/03	60-56	W	21-64	.328	7-30	.233	11-19	.579	15	24	39	38.1	11	10	11	3	8	60	70.9
at Ohio State	12/17/03	68-70	L	24-49	.490	12-22	.545	8-11	.727	4	24	28	36.9	20	15	16	2	5	68	70.5
HIGH POINT	12/20/03	98-87	W	29-53	.547	11-24	.458	29-36	.806	9	26	35	36.7	22	15	22	1	8	98	73.6
BETHUNE-COOKMAN	12/29/03	62-49	W	20-51	.392	4-16	.250	18-24	.750	12	27	39	36.9	10	11	17	3	5	62	72.4
LIPSCOMB	12/30/03	92-56	W	33-54	.611	13-23	.565	13-19	.684	8	33	41	37.3	17	25	18	6	10	92	74.2
EAST TENNESSEE STATE	01/05/04	68-69	L	25-58	.431	5-18	.278	13-17	.765	12	26	38	37.3	15	15	22	4	9	68	73.7
at Coll of Charleston	01/10/04	65-70	L	24-62	.387	2-12	.167	15-18	.833	15	21	36	37.2	25	12	13	3	9	65	73.0
ERSKINE	01/13/04	89-51	W	32-59	.542	9-23	.391	16-25	.640	12	32	44	37.7	20	18	12	7	11	89	74.1
GEORGIA SOUTHERN	01/17/04	67-71	L	28-57	.491	4-15	.267	7-12	.583	8	25	33	37.4	13	15	18	4	7	67	73.7
at The Citadel	01/19/04	76-61	W	25-52	.481	8-22	.364	18-30	.600	10	26	36	37.3	16	13	12	3	14	76	73.8
WOFFORD	01/24/04	91-55	W	32-58	.552	9-17	.529	18-27	.667	12	25	37	37.3	23	9	25	4	4	55	74.8
CHATTANOOGA	01/26/04	68-77	L	23-67	.343	8-31	.258	14-18	.778	20	28	48	37.9	18	15	18	5	4	68	74.4
APPALACHIAN STATE	01/31/04	85-74	W	26-52	.500	9-20	.450	24-30	.800	13	29	42	38.1	18	17	23	4	6	85	75.0
at Elon	02/02/04	60-67	L	22-51	.431	6-20	.300	10-17	.588	10	15	25	37.5	15	12	9	0	7	60	74.2
at Georgia Southern	02/07/04	77-72	W	25-51	.490	6-14	.429	21-29	.724	6	35	41	37.6	24	13	19	4	12	77	74.4
DAVIDSON	02/10/04	73-83	L	24-64	.375	14-30	.467	11-16	.688	15	23	38	37.6	20	17	14	6	5	73	74.3
at Wofford	02/14/04	77-73	W	25-48	.521	6-13	.462	21-28	.750	8	26	34	37.5	23	14	17	2	7	77	74.4
-----																				
Furman		1712		596-1319	.452	170-476	.357	350-503	.696	264	598	862	37.5	413	357	361	80	207	1712	74.4
Opponents		1540		561-1321	.425	138-430	.321	280-427	.656	249	550	799	34.7	463	275	390	49	201	1540	67.0

2003-04 FURMAN PALADINS BASKETBALL

OPPONENT GAME-BY-GAME

ALL GAMES

Opponent	Date	Score	W/L	---TOTAL---		--3-PTRS--		FT-FTA		Pct		----REBOUNDS----		PF	A	TO	Blk	Stl	Pts	---Avg
				FG-FGA	Pct	3FG-FGA	Pct	Off	Def	Tot	Avg									
at James Madison	11/22/03	72-78	L	31-57	.544	7-13	.538	9-16	.563	7	29	36	36.0	21	14	20	4	6	78	78.0
SOUTHERN WESLEYAN	11/24/03	77-53	W	20-63	.317	2-14	.143	11-20	.550	15	21	36	36.0	20	9	25	1	15	53	65.5
GREENSBORO COLLEGE	11/26/03	74-49	W	15-42	.357	7-15	.467	12-15	.800	7	26	33	35.0	19	9	29	2	8	49	60.0
at Minnesota	11/30/03	84-91	Lot	30-59	.508	8-16	.500	23-33	.697	13	26	39	36.0	18	18	16	3	8	91	67.8
at UNC-Greensboro	12/03/03	65-73	L	27-59	.458	6-19	.316	13-18	.722	12	26	38	36.4	18	10	14	1	10	73	68.8
at Northern Iowa	12/06/03	64-55	W	18-61	.295	4-31	.129	15-22	.682	13	29	42	37.3	22	7	12	1	4	55	66.5
at UNC Asheville	12/14/03	60-56	W	23-53	.434	4-16	.250	6-10	.600	9	31	40	37.7	15	13	19	4	5	56	65.0
at Ohio State	12/17/03	68-70	L	27-57	.474	2-11	.182	14-21	.667	11	23	34	37.2	15	11	10	1	9	70	65.6
HIGH POINT	12/20/03	98-87	W	31-66	.470	5-15	.333	20-27	.741	14	19	33	36.8	29	13	17	2	17	87	68.0
BETHUNE-COOKMAN	12/29/03	62-49	W	19-58	.328	7-23	.304	4-6	.667	12	23	35	36.6	18	9	18	1	11	49	66.1
LIPSCOMB	12/30/03	92-56	W	20-62	.323	4-20	.200	12-21	.571	12	16	28	35.8	18	11	13	1	9	56	65.2
EAST TENNESSEE STATE	01/05/04	68-69	L	27-64	.422	6-14	.429	9-15	.600	13	24	37	35.9	21	13	18	2	13	69	65.5
at Coll of Charleston	01/10/04	65-70	L	20-43	.465	9-22	.409	21-32	.656	9	25	34	35.8	19	11	19	5	9	70	65.8
ERSKINE	01/13/04	89-51	W	19-52	.365	8-20	.400	5-15	.333	7	20	27	35.1	21	8	18	1	5	51	64.8
GEORGIA SOUTHERN	01/17/04	67-71	L	28-57	.491	4-15	.267	7-12	.583	8	25	33	37.4	13	15	18	4	7	67	73.7
at The Citadel	01/19/04	76-61	W	21-54	.389	8-22	.364	11-15	.733	10	24	34	35.1	24	11	19	1	6	61	64.9
WOFFORD	01/19/04	91-55	W	21-45	.467	5-19	.263	8-19	.421	8	20	28	34.6	20	9	25	4	4	55	64.4
CHATTANOOGA	01/26/04	68-77	L	29-66	.439	5-16	.313	14-16	.875	11	28	39	34.9	17	11	9	3	12	77	65.1
APPALACHIAN STATE	01/31/04	85-74	W	31-72	.431	4-21	.190	8-10	.800	13	19	32	34.7	24	8	15	1	13	74	65.5
at Elon	02/02/04	60-67	L	25-46	.543	5-11	.455	12-15	.800	9	23	32	34.6	18	13	13	2	3	67	65.6
at Georgia Southern	02/07/04	77-72	W	26-71	.366	6-26	.231	14-24	.583	17	26	43	35.0	23	14	16	4	11	72	65.9
DAVIDSON	02/10/04	73-83	L	27-55	.491	15-26	.577	14-19	.737	9	29	38	35.1	19	19	18	0	6	83	66.7
at Wofford	02/14/04	77-73	W	26-53	.491	4-17	.235	17-27	.630	7	19	26	34.7	24	15	14	5	9	73	67.0
-----																				
Opponents		1540		561-1321	.425	138-430	.321	280-427	.656	249	550	799	34.7	463	275	390	49	201	1540	67.0
Furman		1712		596-1319	.452	170-476	.357	350-503	.696	264	598	862	37.5	413	357	361	80	207	1712	74.4

**2003-04 FURMAN PALADINS BASKETBALL  
FURMAN HIGH/LOW ANALYSIS  
ALL GAMES**

**FURMAN - GAME HIGHS**

POINTS.....	98	vs High Point (12/20/03)
FIELD GOALS MADE.....	35	at Minnesota (11/30/03)
FIELD GOAL ATTEMPTS.....	67	vs Chattanooga (01/26/04)
	67	vs Greensboro College (11/26/03)
FIELD GOAL PERCENTAGE.....	.611 (33-54)	vs Lipscomb (12/30/03)
3 PT FIELD GOALS MADE.....	14	vs Davidson (02/10/04)...School Record
3 PT FG ATTEMPTS.....	31	vs Chattanooga (01/26/04)
3 PT FG PERCENTAGE.....	.565 (13-23)	vs Lipscomb (12/30/03)
FREE THROWS MADE.....	29	vs High Point (12/20/03)
FREE THROW ATTEMPTS.....	36	vs High Point (12/20/03)
FREE THROW PERCENTAGE.....	.833 (15-18)	at Coll of Charleston (01/10/04)
REBOUNDS.....	48	vs Chattanooga (01/26/04)
ASSISTS.....	25	vs Lipscomb (12/30/03)
STEALS.....	17	vs Greensboro College (11/26/03)
BLOCKED SHOTS.....	7	vs Erskine (01/13/04)
TURNOVERS.....	24	vs Southern Wesleyan (11/24/03)
FOULS.....	25	at Coll of Charleston (01/10/04)

**FURMAN - GAME LOWS**

POINTS.....	60	at UNC Asheville (12/14/03)
	60	at Elon (2/2/04)
FIELD GOALS MADE.....	20	vs Bethune-Cookman (12/29/03)
FIELD GOAL ATTEMPTS.....	48	at Wofford (02/14/04)
FIELD GOAL PERCENTAGE.....	.328 (21-64)	at UNC Asheville (12/14/03)
3 PT FIELD GOALS MADE.....	2	at Northern Iowa (12/06/03)
	2	at Coll of Charleston (01/10/04)
3 PT FG ATTEMPTS.....	12	at Coll of Charleston (01/10/04)
3 PT FG PERCENTAGE.....	.154 ( 2-13)	at Northern Iowa (12/06/03)
FREE THROWS MADE.....	7	at UNC-Greensboro (12/03/03)
	7	vs Georgia Southern (01/17/04)
FREE THROW ATTEMPTS.....	11	at UNC-Greensboro (12/03/03)
	11	at Ohio State (12/17/03)
FREE THROW PERCENTAGE.....	.579 (11-19)	at UNC Asheville (12/14/03)
REBOUNDS.....	25	at Elon (2/2/04)
ASSISTS.....	10	at James Madison (11/22/03)
	10	at UNC Asheville (12/14/03)
STEALS.....	4	vs Chattanooga (01/26/04)
BLOCKED SHOTS.....	0	at Elon (2/2/04)
TURNOVERS.....	8	at Northern Iowa (12/06/03)
FOULS.....	10	vs Bethune-Cookman (12/29/03)

**FURMAN - INDIVIDUAL GAME HIGHS**

POINTS.....	32	NDOYE, Maleye at Minnesota (11/30/03)
	32	NDOYE, Maleye at James Madison (11/22/03)
FIELD GOALS MADE.....	14	NDOYE, Maleye at Minnesota (11/30/03)
FIELD GOAL ATT.....	21	NDOYE, Maleye at Minnesota (11/30/03)
FG PCT (min 5 made).....	.900 ( 9-10)	PROWELL, Quan at UNC-Greensboro (12/03/03)
3 PT FG MADE.....	6	NDOYE, Maleye at The Citadel (01/19/04)
	6	WEBB, Eric at Ohio State (12/17/03)
3 PT FG ATTEMPTS.....	10	NDOYE, Maleye vs Davidson (02/10/04)
	10	WEBB, Eric at UNC Asheville (12/14/03)
3-PT FG PCT (min 2 made).....	1.000 ( 3-3 )	CARTER, Tony vs Wofford (01/24/04)
	1.000 ( 3-3 )	EARLE, Ben vs Lipscomb (12/30/03)
	1.000 ( 2-2 )	PROWELL, Quan vs Greensboro College (11/26/03)
FREE THROWS MADE.....	14	NDOYE, Maleye at James Madison (11/22/03)
FREE THROW ATT.....	18	NDOYE, Maleye at James Madison (11/22/03)
FT PCT (min 5 made).....	1.000 ( 6-6 )	SANDERS, Nick vs East Tennessee State (01/05/04)
	1.000 ( 6-6 )	PROWELL, Quan vs Bethune-Cookman (12/29/03)
REBOUNDS.....	11	SANDERS, Nick at The Citadel (01/19/04)
	11	SANDERS, Nick vs East Tennessee State (01/05/04)
	11	SANDERS, Nick at Northern Iowa (12/06/03)
ASSISTS.....	9	WEBB, Eric vs Lipscomb (12/30/03)
	9	CARTER, Tony at Minnesota (11/30/03)
STEALS.....	5	CARTER, Tony at Minnesota (11/30/03)
BLOCKED SHOTS.....	5	PROWELL, Quan vs Erskine (01/13/04)
TURNOVERS.....	7	CARTER, Tony vs East Tennessee State (01/05/04)

**2003-04 FURMAN PALADINS BASKETBALL**  
**FURMAN HIGH/LOW ANALYSIS**  
**ALL GAMES**


		<b>OPPONENT - GAME HIGHS</b>
POINTS.....	91	at Minnesota (11/30/03)
FIELD GOALS MADE.....	31	vs Appalachian State (01/31/04)
	31	vs High Point (12/20/03)
	31	at James Madison (11/22/03)
FIELD GOAL ATTEMPTS.....	72	vs Appalachian State (01/31/04)
FIELD GOAL PERCENTAGE.....	.544 (31-57)	at James Madison (11/22/03)
3 PT FIELD GOALS MADE.....	15	vs Davidson (02/10/04)
3 PT FG ATTEMPTS.....	31	at Northern Iowa (12/06/03)
3 PT FG PERCENTAGE.....	.577 (15-26)	vs Davidson (02/10/04)
FREE THROWS MADE.....	23	at Minnesota (11/30/03)
FREE THROW ATTEMPTS.....	33	at Minnesota (11/30/03)
FREE THROW PERCENTAGE.....	.875 (14-16)	vs Chattanooga (01/26/04)
REBOUNDS.....	43	at Georgia Southern (02/07/04)
ASSISTS.....	19	vs Davidson (02/10/04)
	19	vs Georgia Southern (01/17/04)
STEALS.....	17	vs High Point (12/20/03)
BLOCKED SHOTS.....	5	at Wofford (02/14/04)
	5	at Coll of Charleston (01/10/04)
TURNOVERS.....	29	vs Greensboro College (11/26/03)
FOULS.....	29	vs High Point (12/20/03)
		<b>OPPONENT - GAME LOWS</b>
POINTS.....	49	vs Greensboro College (11/26/03)
	49	vs Bethune-Cookman (12/29/03)
FIELD GOALS MADE.....	15	vs Greensboro College (11/26/03)
FIELD GOAL ATTEMPTS.....	42	vs Greensboro College (11/26/03)
FIELD GOAL PERCENTAGE.....	.295 (18-61)	at Northern Iowa (12/06/03)
3 PT FIELD GOALS MADE.....	2	vs Southern Wesleyan (11/24/03)
	2	at Ohio State (12/17/03)
3 PT FG ATTEMPTS.....	11	at Ohio State (12/17/03)
	11	at Elon (2/2/04)
3 PT FG PERCENTAGE.....	.129 ( 4-31)	at Northern Iowa (12/06/03)
FREE THROWS MADE.....	4	vs Bethune-Cookman (12/29/03)
FREE THROW ATTEMPTS.....	6	vs Bethune-Cookman (12/29/03)
FREE THROW PERCENTAGE.....	.333 ( 5-15)	vs Erskine (01/13/04)
REBOUNDS.....	26	at Wofford (02/14/04)
ASSISTS.....	7	at Northern Iowa (12/06/03)
STEALS.....	3	at Elon (2/2/04)
BLOCKED SHOTS.....	0	vs Georgia Southern (01/17/04)
	0	vs Davidson (02/10/04)
TURNOVERS.....	9	vs Chattanooga (01/26/04)
FOULS.....	15	at UNC Asheville (12/14/03)
	15	at Ohio State (12/17/03)
		<b>OPPONENT - INDIVIDUAL GAME HIGHS</b>
POINTS.....	32	JOHNSON, Ben, Minnesota (11/30/03)
FIELD GOALS MADE.....	12	JOHNSON, Ben, Minnesota (11/30/03)
FIELD GOAL ATT.....	19	JOHNSON, Ben, Minnesota (11/30/03)
FG PCT (min 5 made).....	.875 ( 7-8 )	HUMPHRIES, Kris, Minnesota (11/30/03)
3 PT FG MADE.....	4	BARBOSA, Ray, James Madison (11/22/03)
	4	WILLIAMS, Jason, Greensboro College (11/26/03)
	4	BOONE, Adam, Minnesota (11/30/03)
	4	BRISTOW, Ray, UNC Greensboro (12/03/03)
	4	MOBLEY, Thomas, College of Charleston (1/10/04)
	4	GIBSON, Kordel, Georgia Southern (1/17/04)
	4	WILSON, Erick, The Citadel (1/19/04)
	4	RICE, Scottie, Elon (2/04/04)
	4	MCKILLOP, Matt, Davidson (2/10/04)
	4	WINTERS, Brendan, Davidson (2/10/04)
3 PT FG ATTEMPTS.....	11	NESBITT, Elton, Georgia Southern (1/17/04)
3-PT FG PCT (min 4 made).....	1.800 ( 4-4 )	RICE, Scottie, Elon (2/04/04)
FREE THROWS MADE.....	11	HUMPHRIES, Kris, Minnesota (11/30/03)
	11	ECHENIQUE, Jerry, High Point (12/20/03)
FREE THROW ATT.....	16	HUMPHRIES, Kris, Minnesota (11/30/03)
FT PCT (min 5 made).....	1.000 ( 6-6 )	JOHNSON, Ben, Minnesota (11/30/03)
REBOUNDS.....	11	SCHNEIDERMAN, Matt, Northern Iowa (12/06/03)
	11	FIELDS, Jerald, East Tennessee State (01/05/04)
	11	BENNETT, Frank, Georgia Southern (02/07/04)
ASSISTS.....	9	WILLIAMS, Terry, Georgia Southern (02/07/04)
STEALS.....	5	GATHINGS, Danny, High Point (12/20/03)
		THOMPSON, D.J., Appalachian State (1/31/04)
BLOCKED SHOTS.....	3	BENTON, Mike, College of Charleston (01/10/04)
TURNOVERS.....	7	MARSHALL, Brot, Southern Wesleyan (11/24/03)



# 1 Moussa Diagne

Forward, 6-8, 210, Freshman

Thies, Senegal ▲ Mount Olive (Ga.) Preparatory School



**Diagne Jive:** Last name is pronounced "Jine"...sat out Furman's first seven games...first sub for starting center Marijan Pojatina...has registered six double figure performances, including season-high 13 points vs. Erskine (89-51 win)...tallied 11 pts., 9 rebs. vs. Davidson...had 9 pts., 9 rebs. vs. Appalachian State (85-74 win) and 12 pts., 5 rebs. vs. Charleston...has averaged 8.8 ppg over last 13 games...ranks fifth among SoCon freshmen in scoring (7.9 ppg).

## 2003-04 SEASON SUMMARY

Opponent	Date	GS	Min	----TOTAL----		-----3-PTS-----		FT-FTA		----REBOUNDS----		PF FO		A	TO	Blk	Stl	Pts.	Avg		
				FG-FGA	.Pct	3PFG-FGA	.Pct	Pct	Off	Def	Tot	Avg									
@ Ohio State	12-17-03		26	2-6	.333	0-1	.000	1-2	.500	0	2	2	2.0	2	0	2	3	1	1	5	5.0
HIGH POINT	12-20-03		10	0-1	.000	0-1	.000	0-0	.000	0	1	1	1.5	4	0	0	1	0	0	0	2.5
BETHUNE-COOKMAN	12-29-03		18	2-4	.500	0-0	.000	2-4	.500	2	1	3	2.0	4	0	1	2	0	1	6	3.7
LIPSCOMB	12-30-03		18	5-7	.714	1-2	.500	1-1	1.000	2	3	5	2.8	2	0	0	0	1	1	12	5.8
EAST TENNESSEE STATE	1-05-04		14	3-6	.500	0-0	.000	0-0	.000	1	0	1	2.4	4	0	0	2	2	0	6	5.8
@ College of Charleston	1-10-04		22	6-14	.429	0-1	.000	0-0	.000	3	2	5	2.8	4	0	0	1	0	2	12	6.8
ERSKINE	1-13-04		18	5-7	.714	0-2	.000	3-3	1.000	2	2	4	3.0	2	0	1	2	0	1	13	7.7
GA. SOUTHERN	1-17-04		20	5-10	.500	0-0	.000	0-0	.000	3	2	5	3.3	3	0	0	1	1	0	10	8.0
@ The Citadel	1-19-04		25	5-8	.625	0-0	.000	0-2	.000	2	2	4	3.3	1	0	0	1	0	3	10	8.2
WOFFORD	1-24-04		21	2-5	.400	0-1	.000	2-2	1.000	1	4	5	3.5	3	0	0	2	0	2	6	8.0
CHATTANOOGA	1-26-04		18	1-6	.167	0-1	.000	2-2	1.000	2	2	4	3.5	2	0	1	0	0	0	4	7.6
APPALACHIAN STATE	1-31-04		24	2-4	.500	0-0	.000	5-6	.833	4	5	9	4.0	1	0	1	4	1	0	9	7.8
@ Elon	2-04-04		22	4-6	.667	0-1	.000	0-0	.000	1	2	3	3.9	1	0	0	3	0	2	8	7.8
@ Georgia Southern	2-07-04		22	3-6	.500	0-0	.000	1-2	.500	2	4	6	4.1	3	0	0	2	1	0	7	7.7
DAVIDSON	1-10-04		24	4-8	.500	3-4	.750	0-2	.000	4	5	9	4.4	1	0	1	1	0	1	11	7.9
@ Wofford	2-14-04		10	3-3	1.000	1-1	1.000	0-0	.000	0	0	0	4.1	3	0	0	2	0	0	7	7.9
Totals .....		0	312	52-101	.515	5-15	.333	17-26	.654	29	37	66	4.1	40	0	7	27	7	14	126	7.9

## #01 MOUSSA DIAGNE'S SUPERLATIVES/CAREER STATISTICS

CATEGORY	SEASON
Points: .....	13 vs. Erskine (1-13)
Field Goals Made: .....	6 vs. College of Charleston (1-10)
Field Goals Attempted: .....	14 vs. College of Charleston (1-10)
3-Point Field Goals Made: .....	3 vs. Davidson (2-10)
3-Point Field Goals Attempted: ..	4 vs. Davidson (2-10)
Free Throws Made: .....	5 vs. Appalachian State (1-31)
Free Throws Attempted: .....	6 vs. Appalachian State (1-31)
Rebounds: .....	9 vs. Appalachian State (1-31), Davidson (2-10)
Assists: .....	2 vs. Ohio State (12-17)
Blocks: .....	2 vs. East Tennessee State (1-5)
Steals: .....	3 vs. The Citadel (1-19)
Minutes: .....	26 vs. Ohio State (12-17)

YEAR	GP-GS	MP-AVG	FGM-FGA	PCT	3P-3PA	PCT	FTM-FTA	PCT	REB-AVG	PF-D	A	TO	BK	ST	PTS	AVG
2003-04	16-0	312-19.5	52-101	.515	5-15	.333	17-26	.654	66-4.1	40-0	7	27	7	14	126	7.9

# 3 Tony Carter

Guard, 6-0, 170, Sophomore

Burlington, North Carolina ▲ Williams High School



**Carter Cuts:** Furman's assists (84) and steals (45) leader...posted 11 pts., 6 ast. vs. Wofford on Saturday (77-7win)...tallied 12 pts., 6 rebs., 4 stl. vs. Ga. Southern (77-72 win)...has gone 29x38 (.763) at the free throw line over the last eight games...matched career high with 20 pts. vs. Appalachian State (85-74 win)...has converted 21x47 3PGs (.447) over the last 16 games.

## 2003-04 SEASON SUMMARY

Opponent	Date	GS	Min	----TOTAL----		-----3-PTS-----		FT-FTA		----REBOUNDS----				A	TO	Blk	Stl	Pts.	Avg			
				FG-FGA	.Pct	3PGF-GA	.Pct	Pct	Off	Def	Tot	Avg	PF							FO		
@ James Madison	11-22-03	*	39	4-8	.500	2-5	.400	2-2	1.000	2	1	3	3.0	3	0	4	2	0	3	12	12.0	
SO. WESLEYAN	11-24-03	*	25	2-4	.500	1-3	.333	2-5	.400	0	3	3	3.0	0	0	5	6	0	3	7	9.5	
GREENSBORO COLLEGE	11-26-03	*	21	2-7	.286	1-4	.250	3-8	.375	0	0	0	2.0	1	0	2	3	0	2	8	9.0	
@ Minnesota	11-30-03	*	38	4-9	.444	0-3	.000	0-2	.000	0	3	3	2.3	0	0	9	1	0	5	8	8.8	
@ UNC Greensboro	12-03-03	*	34	2-6	.333	0-2	.000	1-2	.500	0	3	3	2.4	1	0	4	1	0	0	5	8.0	
@ Northern Iowa	12-06-03	*	13	0-3	.000	0-1	.000	2-5	.400	1	3	4	2.7	5	1	2	2	0	1	2	7.0	
@ UNC Asheville	12-14-03	*	31	3-10	.300	1-6	.167	4-8	.500	3	3	6	2.7	0	0	3	3	0	1	11	7.6	
@ Ohio State	12-17-03	*	32	3-4	.750	2-3	.667	2-2	1.000	0	2	2	2.6	4	0	6	3	0	0	10	7.9	
HIGH POINT	12-20-03	*	24	7-10	.700	2-5	.400	2-3	.667	2	2	4	2.8	0	0	2	2	0	0	18	9.0	
BETHUNE-COOKMAN	12-29-03	*	32	3-9	.333	3-5	.600	2-2	1.000	3	6	9	3.4	2	0	3	0	0	2	11	9.2	
LIPSCOMB	12-30-03	*	32	0-3	.000	0-2	.000	1-2	.500	0	4	4	3.5	1	0	6	3	0	1	1	8.5	
EAST TENNESSEE STATE	1-05-04	*	33	4-9	.444	2-3	.667	2-3	.667	1	5	6	3.9	1	0	3	7	0	4	12	8.8	
@ College of Charleston	1-10-04	*	36	2-6	.333	2-4	.500	3-6	.500	1	3	4	3.9	5	1	1	4	0	1	9	8.8	
ERSKINE	1-13-04	*	24	2-6	.333	1-3	.333	0-0	.000	0	1	1	3.7	1	0	3	1	0	2	5	8.5	
GA. SOUTHERN	1-17-04	*	29	5-7	.714	0-1	.000	3-7	.429	1	4	5	3.8	3	0	3	4	0	4	13	8.8	
@ The Citadel	1-19-04	*	32	5-8	.625	1-2	.500	4-5	.800	2	5	7	4.0	0	0	2	1	0	3	15	9.2	
WOFFORD	1-24-04	*	26	3-5	.600	3-3	1.000	1-3	.333	0	2	2	3.9	2	0	6	0	0	4	10	9.2	
CHATTANOOGA	1-26-04	*	26	4-7	.571	2-4	.500	0-0	.000	2	5	7	4.1	2	0	2	4	0	1	10	9.3	
APPALACHIAN STATE	1-31-04	*	33	6-12	.500	2-5	.400	6-8	.750	1	0	1	3.9	2	0	4	3	0	1	20	9.8	
@ Elon	2-02-04	*	34	2-7	.286	1-4	.250	4-4	1.000	2	2	4	3.9	2	0	1	2	0	3	9	9.8	
@ Georgia Southern	2-07-04	*	32	4-7	.571	0-1	.000	4-5	.800	0	6	6	4.0	5	1	2	5	0	4	12	9.9	
DAVIDSON	2-10-04	*	32	0-6	.000	0-1	.000	3-4	.750	3	0	3	4.0	3	0	5	1	0	0	3	9.6	
@ Wofford	2-14-04	*	30	2-6	.333	0-1	.000	7-9	.778	2	0	2	3.9	3	0	6	2	0	0	11	9.7	
Totals			23	688	65-159	.434	26-71	.366	58-95	.611	26	63	89	3.9	46	3	84	60	0	45	222	9.7

## #03 TONY CARTER'S SUPERLATIVES/CAREER STATISTICS


CATEGORY	SEASON	CAREER
Points:	20 vs. Appalachian State (1-31)	20 vs. Western Carolina (1-13-03), vs. Appalachian State (1-31-04)
Field Goals Made:	7 vs. High Point (12-20)	7 vs. High Point (12-20-03)
Field Goals Attempted:	12 vs. Appalachian State (1-31)	12 vs. Appalachian State (1-31-04)
3-Point Field Goals Made:	3 vs. Bethune-Cookman (12-29)	3 vs. three opponents
3-Point Field Goals Attempted:	6 vs. UNC Asheville (12-14)	6 vs. three opponents
Free Throws Made:	6 vs. Appalachian State (1-31)	9 vs. Western Carolina (1-13-03)
Free Throws Attempted:	8 vs. three opponents	11 vs. Western Carolina (1-13-03)
Rebounds:	9 vs. Bethune-Cookman (12-29)	9 vs. Bethune-Cookman (12-29)
Assists:	9 vs. Minnesota (11-30)	9 vs. Minnesota (11-30-03)
Blocks:	None	1 vs. Chattanooga (12-16-02), vs. New Hampshire (12-28-02)
Steals:	5 vs. Minnesota (11-30)	5 vs. Minnesota (11-30)
Minutes:	39 vs. James Madison (11-22)	39 vs. James Madison (11-22-03)

YEAR	GP-GS	MP-AVG	FGM-FGA	PCT	3P-3PA	PCT	FTM-FTA	PCT	REB-AVG	PF-D	A	TO	BK	ST	PTS	AVG
2002-03	31-18	739-23.8	52-158	.329	23-81	.284	29-43	.674	95-3.1	45-0	52	37	2	35	156	5.0
2003-04	23-23	688-29.9	69-159	.434	26-71	.366	58-95	.611	89-3.9	46-3	84	60	0	45	222	9.7
<b>Totals</b>	<b>54-41</b>	<b>1427-26.4</b>	<b>121-317</b>	<b>.381</b>	<b>49-152</b>	<b>.322</b>	<b>87-138</b>	<b>.634</b>	<b>184-3.4</b>	<b>91-3</b>	<b>136</b>	<b>97</b>	<b>2</b>	<b>80</b>	<b>378</b>	<b>7.0</b>

# 4 Robby Bostain

Guard/Forward, 6-3, 185, R-Freshman

Duluth, Georgia ▲ Brookwood High School



**Bostain Bests:** Lefthander who is currently the second leading scoring freshman in SoCon (10.4 ppg)...sees action at point and second guard...third on team in assists (60)...only 26 fouls on season...posted 11 pts., 4 rebs. and 3 stl. vs. Ga. Southern (77-72 win)...excellent free throw shooter (77x97, .794) who leads squad in FTM & FTA...registered 21 pts. (13x16 FTs), 8 reb., and 5 ast. vs. High Point (98-87 win).

## 2003-04 SEASON SUMMARY

Opponent	Date	GS	Min	----TOTAL----		-----3-PTS-----		FT-FTA		----REBOUNDS----				A	TO	Blk	Stl	Pts.	Avg		
				FG-FGA	.Pct	3PTG-FGA	.Pct	Pct	Pct	Off	Def	Tot	Avg							PF	FO
@ James Madison	11-22-03	*	24	3-14	.214	2-8	.250	3-4	.750	1	4	5	5.0	1	0	4	3	0	3	11	11.0
SO. WESLEYAN	11-24-03	*	28	5-12	.417	0-2	.000	2-3	.667	3	3	6	5.5	1	0	3	1	0	3	12	11.5
GREENSBORO COLLEGE	11-26-03	*	23	1-6	.167	1-2	.500	1-2	.500	3	4	7	6.0	0	0	6	0	0	2	4	9.0
@ Minnesota	11-30-03	*	21	2-6	.333	0-1	.000	1-2	.500	0	5	5	5.8	2	0	2	2	0	0	5	8.0
@ UNC Greensboro	12-03-03	*	17	1-7	.143	0-2	.000	0-0	.000	1	3	4	5.4	0	0	3	2	0	1	2	6.8
@ Northern Iowa	12-06-03	*	30	6-12	.500	0-2	.000	6-7	.857	2	2	4	5.2	0	0	0	0	0	1	18	8.7
@ UNC Asheville	12-14-03	*	28	3-10	.300	1-3	.333	4-4	1.000	3	1	4	5.0	1	0	1	2	0	1	11	9.0
@ Ohio State	12-17-03	*	17	4-8	.500	0-2	.000	1-2	.500	0	1	1	4.5	2	0	1	2	0	2	9	9.0
HIGH POINT	12-20-03	*	32	4-10	.400	0-3	.000	13-16	.813	1	7	8	4.9	2	0	5	4	0	1	21	10.3
BETHUNE-COOKMAN	12-29-03	*	20	3-7	.429	0-3	.000	1-2	.500	1	0	1	4.5	0	0	1	3	0	1	7	10.0
LIPSCOMB	12-30-03	*	19	5-9	.556	3-4	.750	4-6	.667	3	3	6	4.6	1	0	4	0	0	0	17	10.6
EAST TENNESSEE STATE	1-5-04	*	28	3-10	.300	1-4	.250	2-2	1.000	1	2	3	4.5	0	0	1	4	0	2	9	10.5
@ College of Charleston	1-10-04	*	23	5-13	.385	0-3	.000	3-3	1.000	3	1	4	4.5	1	0	3	0	1	2	13	10.7
ERSKINE	1-13-04	*	20	5-10	.500	0-2	.000	3-3	1.000	3	2	5	4.5	2	0	1	2	0	1	13	10.9
GA. SOUTHERN	1-17-04	*	27	4-9	.444	1-4	.250	1-1	1.000	1	5	6	4.6	0	0	3	2	0	1	10	10.8
@ The Citadel	1-19-04	*	25	2-5	.400	0-2	.000	2-4	.500	0	3	3	4.5	2	0	5	2	0	3	6	10.5
WOFFORD	1-24-04	*	23	2-2	1.000	1-1	1.000	3-4	.750	2	3	5	4.5	1	0	4	1	0	1	8	10.4
CHATTANOOGA	1-26-04	*	28	3-11	.273	0-4	.000	4-5	.800	3	2	5	4.6	2	0	2	1	0	2	10	10.3
APPALACHIAN STATE	1-31-04	*	29	3-9	.333	0-0	.000	10-11	.909	0	5	5	4.6	2	0	4	3	0	3	16	10.6
@ Elon	2-02-04	*	27	5-9	.556	1-3	.333	2-4	.500	0	3	3	4.5	1	0	5	1	0	1	13	10.8
@ Georgia Southern	2-07-04	*	25	3-8	.375	0-1	.000	5-6	.833	0	4	4	4.5	3	0	1	3	1	3	11	10.8
DAVIDSON	2-10-04	*	20	2-8	.250	1-2	.500	2-2	1.000	0	3	3	4.4	1	0	1	1	0	1	7	10.6
@ Wofford	2-14-04	*	28	1-5	.200	0-1	.000	4-4	1.000	1	3	4	4.4	1	0	0	1	0	0	6	10.4
Totals .....		23	562	75-200	.375	12-59	.203	77-97	.794	32	69	101	4.4	26	0	60	40	2	35	239	10.4

## #04 ROBBY BOSTAIN'S SUPERLATIVES/CAREER STATISTICS


CATEGORY	SEASON
Points: .....	21 vs. High Point (12-20)
Field Goals Made: .....	6 vs. Northern Iowa (12-6)
Field Goals Attempted: .....	14 vs. James Madison (11-22)
3-Point Field Goals Made: .....	3 vs. Lipscomb (12-30)
3-Point Field Goals Attempted: ..	8 vs. James Madison (11-22)
Free Throws Made: .....	13 vs. High Point (12-20)
Free Throws Attempted: .....	16 vs. High Point (12-20)
Rebounds: .....	8 vs. High Point (12-20)
Assists: .....	6 vs. Greensboro (11-26)
Blocks: .....	1 vs. College of Charleston (1-10), vs. Ga. Southern (2-7)
Steals: .....	3 vs. five opponents
Minutes: .....	32 vs. High Point (12-20)

YEAR	GP-GS	MP-AVG	FGM-FGA	PCT	3P-3PA	PCT	FTM-FTA	PCT	REB-AVG	PF-D	A	TO	BK	ST	PTS	AVG
2003-04	23-23	562-24.4	75-200	.375	12-59	.203	77-97	.794	101-4.4	26-0	60	40	2	35	239	10.4

# 5 Maleye Ndoye

Forward, 6-8, 205, Senior

Dakar, Senegal ▲ Washington (Tenn.) Academy



**Ndoye Notes:** Pronounced "mah-LAY, n-DOY"...Furman's leading scorer (15.7 ppg) and the reigning SoCon POW...opened season with career high 32 pts. vs. JMU...matched it in 91-84 overtime loss vs. Minnesota...scored 26 pts. vs. GSU (77-72 win)...hit game winning 17-footer and scored 25 pts., career high 4 ast. vs. Wofford (77-73 win) on Saturday...has averaged 19.3 ppg and shot .529 percent (61x116 FGs) over the last nine games...canned 24x50 3PFGs (.480) over the last nine games...28 pts. vs. Wofford (91-55 win) and 27 pts. vs. Citadel (76-61 win).

## 2003-04 SEASON SUMMARY

Opponent	Date	GS	----TOTAL----			-----3-PTS-----			----REBOUNDS----													
			Min	FG-FGA	.Pct	3PFG-FGA	.Pct	FT-FTA	.Pct	Off	Def	Tot	Avg	PF	FO	A	TO	Blk	Stl	Pts.	Avg	
@ James Madison	11-22-03	*	35	8-16	.500	2-6	.333	14-18	.778	1	3	4	4.0	2	0	1	2	1	1	32	32.0	
SO. WESLEYAN	11-24-03	*	22	3-9	.333	1-2	.500	1-2	.500	0	2	2	3.0	3	0	0	4	1	1	8	20.0	
GREENSBORO COLLEGE	11-26-03	*	26	5-12	.417	2-5	.400	3-3	1.000	5	2	7	4.3	1	0	0	0	0	1	15	18.3	
@ Minnesota	11-30-03	*	38	14-21	.667	2-5	.400	2-3	.667	2	7	9	5.5	5	1	1	0	1	2	32	21.8	
@ UNC Greensboro	12-03-03	*	37	6-11	.545	2-3	.667	2-2	1.000	1	3	4	5.2	2	0	1	2	0	0	16	20.6	
@ Northern Iowa	12-06-03	*	28	1-5	.200	0-1	.000	0-0	.000	0	3	3	4.8	2	0	0	1	0	3	2	17.5	
@ UNC Asheville	12-14-03	*	37	4-15	.267	1-7	.143	0-0	.000	3	5	8	5.4	1	0	2	0	0	1	9	16.1	
@ Ohio State	12-17-03	*	26	3-8	.375	1-2	.500	4-4	1.000	1	6	7	5.6	3	0	0	4	0	0	11	15.5	
HIGH POINT	12-20-03	*	32	9-14	.643	4-6	.677	5-6	.833	2	5	7	5.8	0	0	2	2	0	3	27	16.8	
BETHUNE-COOKMAN	12-29-03	*	30	5-12	.417	1-3	.333	0-0	.000	0	6	6	5.8	0	0	1	4	0	0	11	16.2	
LIPSCOMB	12-30-03	*	24	2-5	.400	0-2	.000	3-5	.600	0	5	5	5.7	1	0	1	3	1	1	7	15.4	
EAST TENNESSEE STATE	1-05-04	*	34	5-12	.417	1-4	.250	0-0	.000	1	5	6	5.7	1	0	3	0	0	1	11	15.1	
@ College of Charleston	1-10-04	*	23	1-6	.167	0-0	.000	0-0	.000	0	0	0	5.2	3	0	0	3	2	0	2	14.1	
ERSKINE	1-13-04	*	21	1-6	.167	1-2	.500	0-0	.000	0	5	5	5.2	1	0	2	0	1	0	3	13.3	
GA. SOUTHERN	1-17-04	*	32	6-10	.600	1-3	.333	2-2	1.000	1	4	5	5.2	2	0	3	0	1	1	15	13.4	
@ The Citadel	1-19-04	*	31	9-13	.692	6-8	.750	3-4	.750	0	2	2	5.0	3	0	1	1	0	1	27	14.3	
WOFFORD	1-24-04	*	31	11-17	.647	2-3	.667	4-5	.800	2	4	6	5.1	1	0	2	1	1	1	28	15.1	
CHATTANOOGA	1-26-04	*	28	2-8	.250	1-6	.167	3-4	.750	2	0	2	4.9	4	0	0	1	1	0	8	14.7	
APPALACHIAN STATE	1-31-04	*	32	4-8	.500	2-5	.400	2-2	1.000	0	7	7	5.0	3	0	3	5	0	0	12	14.5	
@ Elon	2-02-04	*	30	5-15	.333	1-5	.200	1-4	.250	3	5	8	5.2	3	0	0	0	0	0	12	14.4	
@ Georgia Southern	2-07-04	*	34	9-14	.643	3-4	.750	5-6	.833	0	4	4	5.1	2	0	1	5	0	3	26	15.0	
DAVIDSON	2-10-04	*	34	7-19	.368	4-10	.400	3-5	.600	3	5	8	5.2	3	0	0	1	0	0	21	15.2	
@ Wofford	2-14-04	*	37	8-12	.667	3-4	.750	6-8	.750	0	5	5	5.2	3	0	4	3	0	3	25	15.7	
Totals .....			23	702	128-268	.478	41-96	.427	63-83	.759	27	93	120	5.2	49	1	28	42	10	23	360	15.7

## #05 MALEYE NDOYE'S SUPERLATIVES/CAREER STATISTICS

CATEGORY	SEASON	CAREER
Points:	32 vs. James Madison (11-22), vs. Minnesota (11-30)	32 vs. James Madison (11-22-03), vs. Minnesota (11-30-03)
Field Goals Made:	14 vs. Minnesota (11-30)	14 vs. Minnesota (11-30-03)
Field Goals Attempted:	21 vs. Minnesota (11-30)	21 vs. Minnesota (11-30-03)
3-Point Field Goals Made:	6 vs. The Citadel (1-19)	6 vs. The Citadel (1-19-04)
3-Point Field Goals Attempted:	10 vs. Davidson (2-10)	10 vs. Davidson (2-10-04)
Free Throws Made:	14 vs. James Madison (11-22)	14 vs. James Madison (11-22-03)
Free Throws Attempted:	18 vs. James Madison (11-22)	18 vs. James Madison (11-22-03)
Rebounds:	9 vs. Minnesota (11-30)	11 vs. Atlanta Christian (11-18-01), vs. St. Mary's (11-27-02)
Assists:	4 vs. Wofford (12-14)	5 vs. UNC Asheville (12-4-01), vs. So. Wesleyan (11-24)
Blocks:	2 vs. College of Charleston (1-10)	2 vs. seven opponents
Steals:	3 vs. Northern Iowa (12-6)	4 vs. St. Mary's (11-27-02)
Minutes:	38 vs. Minnesota (11-30)	38 vs. Minnesota (11-30)

YEAR	GP-GS	MP-AVG	FGM-FGA	PCT	3P-3PA	PCT	FTM-FTA	PCT	REB-AVG	PF-D	A	TO	BK	ST	PTS	AVG
2000-01	26-6	387-14.9	39-81	.481	0-4	.000	12-21	.571	72-2.8	71-2	12	28	10	12	90	3.5
2001-02	30-4	507-16.9	79-163	.485	0-7	.000	24-36	.667	120-4.0	72-2	32	43	16	12	182	6.1
2002-03	25-16	447-17.9	51-123	.415	5-11	.455	22-37	.595	68-2.7	58-0	21	41	10	20	129	5.2
2003-04	23-23	702-33.6	128-268	.478	41-96	.427	63-83	.759	120-5.2	49-1	28	42	10	23	360	15.7
<b>Totals</b>	<b>104-49</b>	<b>2043-19.6</b>	<b>297-635</b>	<b>.467</b>	<b>46-118</b>	<b>.389</b>	<b>121-177</b>	<b>.684</b>	<b>380-3.6</b>	<b>250-5</b>	<b>93</b>	<b>154</b>	<b>46</b>	<b>67</b>	<b>761</b>	<b>7.3</b>

# 10 Marijan Pojatina

Center, 6-11, 205, Senior

Zagreb, Croatia ▲ XI School



**Pojatina Pointers:** Pronounced "Mar-E-ahn, POE-yah-ta-nah"...Furman blocks leader (34)...ranks fourth on Furman career charts with 108 blocks...tallied 4 pts., 3 reb., and 2 blk. vs. Wofford on Saturday (77-73 win)...had season high 11 pts., 7 rebs., and 4 blks. vs. Southern Wesleyan (77-53 win)...registered 8 pts., 4 rebs., 3 blks. vs. Lipscomb (92-56 win) in Jack In The Box Furman Classic championship game.

## 2003-04 SEASON SUMMARY

Opponent	Date	GS	----TOTAL----			-----3-PTS-----			----REBOUNDS----													
			Min	FG-FGA	.Pct	3PTFG-FGA	.Pct	FT-FTA	.Pct	Off	Def	Tot	Avg	PF	FO	A	TO	Blk	Stl	Pts.	Avg	
@ James Madison	11-22-03	*	16	0-4	.000	0-0	.000	1-2	.500	4	3	7	7.0	1	0	1	2	1	0	1	1.0	
SO. WESLEYAN	11-24-03	*	24	3-7	.429	0-1	.000	5-9	.556	1	6	7	7.0	3	0	2	4	4	1	11	6.0	
GREENSBORO COLLEGE	11-26-03	*	20	2-9	.222	0-0	.000	0-1	.000	1	3	4	6.0	3	0	0	2	3	0	4	5.3	
@ Minnesota	11-30-03	*	18	3-3	1.000	0-0	.000	0-1	.000	1	0	1	4.8	5	1	1	2	2	0	6	5.5	
@ UNC Greensboro	12-03-03	*	12	0-1	.000	0-0	.000	0-0	.000	0	3	3	4.4	0	0	0	0	1	0	0	4.4	
@ Northern Iowa	12-06-03	*	13	1-2	.500	0-0	.000	0-0	.000	0	2	2	4.0	4	0	3	0	1	0	2	4.0	
@ UNC Asheville	12-06-03	*	9	1-3	.333	0-0	.000	0-0	.000	0	1	1	3.6	4	0	0	1	1	1	2	3.7	
HIGH POINT	12-20-03	*	10	0-2	.000	0-0	.000	0-0	.000	0	2	2	3.4	4	0	2	0	0	0	0	3.3	
BETHUNE-COOKMAN	12-29-03	*	15	0-3	.000	0-0	.000	1-2	.500	0	2	2	3.2	0	0	1	0	2	0	1	3.0	
LIPSCOMB	12-30-03	*	15	3-4	.750	0-0	.000	2-3	.667	0	4	4	3.3	3	0	0	0	3	0	8	3.5	
EAST TENNESSEE STATE	1-05-04	*	20	2-5	.400	0-0	.000	1-4	.250	1	3	4	3.4	2	1	2	1	1	0	5	3.6	
@ College of Charleston	1-10-04	*	14	3-5	.600	0-0	.000	0-0	.000	1	1	2	3.3	2	0	1	1	0	0	6	3.8	
ERSKINE	1-13-04	*	15	3-3	1.000	0-0	.000	1-3	.333	3	3	6	3.5	3	0	0	2	1	0	7	4.1	
GA. SOUTHERN	1-17-04	*	7	1-2	.500	0-0	.000	0-0	.000	1	0	1	3.3	2	0	1	2	1	0	2	3.9	
@ The Citadel	1-19-04	*	7	0-1	.000	0-0	.000	0-0	.000	0	0	0	3.1	4	0	0	0	1	0	0	3.7	
WOFFORD	1-24-04	*	13	2-5	.400	0-0	.000	3-4	.750	1	2	3	3.1	2	0	3	0	0	0	7	3.9	
CHATTANOOGA	1-26-04	*	18	2-7	.286	0-0	.000	0-0	.000	4	2	6	3.2	2	0	2	3	4	0	4	3.9	
APPALACHIAN STATE	1-31-04	*	20	2-3	.667	0-0	.000	0-0	.000	3	2	5	3.3	1	0	0	2	3	0	4	3.9	
@ Elon	2-02-04	*	14	0-1	.000	0-0	.000	0-0	.000	0	0	0	3.2	3	0	1	0	0	0	0	3.7	
@ Georgia Southern	2-07-04	*	10	0-1	.000	0-0	.000	0-0	.000	0	1	1	3.1	4	0	1	1	0	0	1	3.6	
DAVIDSON	2-10-04	*	11	0-1	.000	0-0	.000	2-2	1.000	1	0	1	3.0	3	0	0	1	3	0	2	3.5	
@ Wofford	2-14-04	*	18	2-4	.500	0-0	.000	0-2	.000	0	3	3	3.0	5	1	1	1	2	1	4	3.4	
Totals			22	319	30-76	.395	0-1	.000	17-35	.486	22	43	65	3.0	60	2	20	27	34	3	77	3.5

## #10 MARIJAN POJATINA'S SUPERLATIVES/CAREER STATISTICS

CATEGORY	SEASON	CAREER
Points:	11 vs. So. Wesleyan (11-24)	11 vs. So. Wesleyan (11-24-03)
Field Goals Made:	3 vs. five opponents	4 vs. Davidson (2-3-01), vs. St. Mary's (11-27-02)
Field Goals Attempted:	9 vs. Greensboro (11-26)	9 vs. Greensboro (11-26-03)
3-Point Field Goals Made:	None	None
3-Point Field Goals Attempted:	1 vs. So. Wesleyan (11-24)	1 vs. So. Wesleyan (11-24-03)
Free Throws Made:	5 vs. So. Wesleyan (11-24)	5 vs. So. Wesleyan (11-24-03)
Free Throws Attempted:	9 vs. So. Wesleyan (11-24)	9 vs. So. Wesleyan (11-24-03)
Rebounds:	7 vs. James Madison (11-22), vs. So. Wesleyan (11-22)	8 vs. New Hampshire (12-28-02)
Assists:	3 vs. Northern Iowa (12-6), vs. Wofford (1-24)	3 vs. three opponents
Blocks:	4 vs. So. Wesleyan (11-24)	5 vs. Georgia Southern (2-19-01)
Steals:	1 vs. So. Wesleyan (11-24), vs. UNC Asheville (12-14)	2 vs. Emory (12-8-01)
Minutes:	24 vs. So. Wesleyan (11-24)	30 vs. Chattanooga (2-5-01)

YEAR	GP-GS	MP-AVG	FGM-FGA	PCT	3P-3PA	PCT	FTM-FTA	PCT	REB-AVG	PF-D	A	TO	BK	ST	PTS	AVG
2000-01	20-5	278-13.9	19-44	.432	0-0	.000	3-10	.300	42-2.1	45-3	3	15	21	5	41	2.1
2001-02	22-1	155-7.0	16-29	.552	0-0	.000	3-4	.750	28-1.3	22-0	10	16	14	5	35	1.6
2002-03	30-21	419-14.0	45-83	.542	0-0	.000	11-16	.688	84-2.8	64-1	19	36	39	8	101	3.4
2003-04	22-22	319-14.5	30-76	.395	0-1	.000	17-35	.486	65-3.0	60-2	20	27	34	3	77	3.5
<b>Totals</b>	<b>94-29</b>	<b>1171-12.5</b>	<b>110-232</b>	<b>.474</b>	<b>0-1</b>	<b>.000</b>	<b>34-65</b>	<b>.523</b>	<b>219-2.3</b>	<b>191-6</b>	<b>52</b>	<b>94</b>	<b>108</b>	<b>21</b>	<b>254</b>	<b>2.7</b>

# 13 Eric Webb

Guard, 6-2, 185, Freshman

Grand Rapids, Minnesota ▲ Grand Rapids High School



**Webb Workings:** Third leading scoring freshman in the SoCon (9.4 ppg)...hit two late 3PGs in victories over Wofford (77-73) and Ga. Southern (77-72)...13 pts., 3 rebs., 3 ast., 1 stl. vs. Davidson...has converted 33x70 3PGs (.471) over the last 16 games...scored season high 20 pts. (6x8 3PGs) in 70-68 loss to Ohio State...registered season high nine assists vs. Lipscomb (92-56 win) in Jack In The Box Furman Classic championship game...FU top free throw shooter (33x41, .805).

## 2003-04 SEASON SUMMARY

Opponent	Date	GS	I---TOTAL---			I-----3-PTS-----I			I----REBOUNDS----										Pts	Avg	
			Min	FG-FGA	Pct	3PFG-FGA	Pct	FT-FTA	Pct	Off	Def	Tot	Avg	PF	FO	A	TO	Blk			Stl
@ James Madison	11-22-03		23	2-9	.222	2-7	.286	0-0	.000	1	1	2	2.0	1	0	0	5	0	0	6	6.0
SO. WESLEYAN	11-24-03		26	5-9	.556	4-8	.500	3-4	.750	1	2	3	2.5	0	0	3	2	0	1	17	11.5
GREENSBORO COLLEGE	11-26-03		24	4-6	.667	2-4	.500	2-2	1.000	1	3	4	3.0	1	0	3	3	0	2	12	11.7
@ Minnesota	11-30-03		34	1-8	.125	1-7	.143	4-4	1.000	0	3	3	3.0	1	0	4	3	0	1	7	10.5
@ UNC Greensboro	12-03-03		29	4-10	.400	2-7	.286	0-0	.000	2	1	3	3.0	2	0	3	4	0	2	10	10.4
@ Northern Iowa	12-06-03		31	3-8	.375	1-5	.200	4-6	.667	0	6	6	3.5	2	0	5	2	0	1	11	10.5
@ UNC Asheville	12-14-03		21	4-11	.364	3-10	.300	0-0	.000	1	1	2	3.3	1	0	1	3	0	1	11	10.6
@ Ohio State	12-17-03		30	7-9	.778	6-8	.750	0-1	.000	1	3	4	3.4	1	0	2	1	0	0	20	11.8
HIGH POINT	12-20-03		25	3-4	.750	3-4	.750	5-6	.833	0	4	4	3.4	2	0	3	4	0	0	14	12.0
BETHUNE-COOKMAN	12-29-03		27	0-6	.000	0-4	.000	2-2	1.000	2	1	3	3.4	0	0	2	1	0	0	2	11.0
LIPSCOMB	12-30-03		21	2-3	.667	1-2	.500	0-0	.000	0	2	2	3.3	2	0	9	4	0	2	5	10.5
EAST TENNESSEE STATE	1-05-04		19	2-5	.400	1-3	.333	2-2	1.000	0	0	0	3.0	1	0	2	3	0	1	7	10.2
@ College of Charleston	1-10-04		20	1-3	.333	0-2	.000	2-2	1.000	0	1	1	2.8	2	0	6	3	0	1	4	9.7
ERSKINE	1-13-04		24	4-9	.444	3-5	.600	0-0	.000	1	0	1	2.7	1	0	3	0	0	3	11	9.8
GA. SOUTHERN	1-17-04		23	3-6	.500	2-4	.500	0-0	.000	0	1	1	2.6	1	0	1	5	0	0	8	9.7
@ The Citadel	1-19-04		25	2-8	.250	1-4	.250	5-6	.833	1	2	3	2.6	2	0	1	4	0	2	10	9.7
WOFFORD	1-24-04		27	3-7	.429	1-3	.333	2-4	.500	0	1	1	2.5	1	0	4	4	0	2	9	9.6
CHATTANOOGA	1-26-04		26	4-11	.364	3-9	.333	0-0	.000	1	3	4	2.6	2	0	3	5	0	0	11	9.7
APPALACHIAN STATE	1-31-04		12	2-3	.667	2-3	.667	0-0	.000	1	0	1	2.5	4	0	3	3	0	1	6	9.5
@ EIoN	2-02-04		26	3-7	.429	3-5	.600	0-0	.000	1	1	2	2.5	2	0	2	0	0	1	9	9.5
@ Georgia Southern	2-07-04		22	2-3	.667	2-3	.667	2-2	1.000	1	3	4	2.6	1	0	2	2	0	2	8	9.4
DAVDISON	2-10-04		27	5-9	.556	3-7	.429	0-0	.000	0	3	3	2.6	1	0	3	3	0	1	13	9.6
@ Wofford	2-14-04		27	2-6	.333	2-4	.500	0-0	.000	0	4	4	2.7	0	0	2	3	0	0	6	9.4
Totals		0	569	68-160	.425	48-118	.407	33-41	.805	15	46	61	2.7	31	0	67	67	0	24	217	9.4


## #13 ERIC WEBB'S SUPERLATIVES/CAREER STATISTICS

CATEGORY	SEASON
Points:	20 vs. Ohio State (12-17)
Field Goals Made:	7 vs. Ohio State (12-17)
Field Goals Attempted:	11 vs. UNC Asheville (12-14), vs. Chattanooga (1-26)
3-Point Field Goals Made:	6 vs. Ohio State (12-17)
3-Point Field Goals Attempted:	10 vs. UNC Asheville (12-14)
Free Throws Made:	5 vs. High Point (12-20)
Free Throws Attempted:	6 vs. Northern Iowa (12-6), vs. High Point (12-20)
Rebounds:	6 vs. Northern Iowa (12-6)
Assists:	9 vs. Lipscomb (12-30)
Blocks:	None
Steals:	3 vs. Erskine (1-13)
Minutes:	34 vs. Minnesota (11-30)

YEAR	GP-GS	MP-AVG	FGM-FGA	PCT	3P-3PA	PCT	FTM-FTA	PCT	REB-AVG	PF-D	A	TO	BK	ST	PTS	AVG
2003-04	23-0	569-24.7	68-160	.425	48-118	.407	33-41	.805	61-2.7	31-0	67	67	0	24	217	9.4

# 15 Daniel Sperry

Forward, 6-6, 200, Sophomore  
 St. Simmons Island, Georgia ▲ Glynn Academy



**Sperry Spin:** Walk-on who has seen limited action in four games.

## 2003-04 SEASON SUMMARY

Opponent	Date	GS	Min	----TOTAL----		-----3-PTS-----			----REBOUNDS----													
				FG-FGA	Pct	3PFG-FGA	Pct	FT-FTA	Pct	Off	Def	Tot	Avg	PF	FO	A	TO	Blk	Stl	Pts	Avg	
GREENSBORO COLLEGE	11-26-03		3	0-2	.000	0-0	.000	0-0	.000	1	0	1	1.5	0	0	0	0	0	0	0	0	0.0
LIPSCOMB	12-30-03		2	0-0	.000	0-0	.000	0-0	.000	0	0	0	1.0	0	0	0	0	0	0	0	0	0.0
ERSKINE	1-13-04		3	0-0	.000	0-0	.000	0-2	.000	0	0	0	0.3	2	0	0	1	0	0	0	0	0.0
WOFFORD	1-24-04		2	0-0	.000	0-0	.000	0-0	.000	0	0	0	0.3	1	0	0	0	0	1	0	0	0.0
Totals .....		0	10	0-2	.000	0-0	.000	0-2	.000	1	0	1	0.3	2	0	0	1	0	1	0	0	0.0


## #15 DANIEL SPERRY'S SUPERLATIVES/CAREER STATISTICS

CATEGORY	SEASON	CAREER
Points:	None	4 vs. St. Mary's (11-27-02)
Field Goals Made:	None	2 vs. St. Mary's (11-27-02)
Field Goals Attempted:	2 vs. Greensboro (11-26)	2 vs. St. Mary's (11-27-02), vs. Greensboro (11-26-03)
3-Point Field Goals Made:	None	None
3-Point Field Goals Attempted:	None	None
Free Throws Made:	None	None
Free Throws Attempted:	2 vs. Erskine (1-13)	2 vs. Erskine (1-13)
Rebounds:	1 vs. Greensboro (11-26)	1 vs. St. Mary's (11-27-02), vs. Greensboro (11-26-03)
Assists:	None	None
Blocks:	None	None
Steals:	1 vs. Wofford (1-24)	1 vs. St. Mary's (11-27-02)
Minutes:	3 vs. Greensboro (11-26), vs. Erskine (1-13)	3 vs. Greensboro (11-26-03)

YEAR	GP-GS	MP-AVG	FGM-FGA	PCT	3P-3PA	PCT	FTM-FTA	PCT	REB-AVG	PF-D	A	TO	BK	ST	PTS	AVG
2002-03	3-0	3-1.0	2-2	1.000	0-0	.000	0-0	.000	1-0.3	0-0	0	1	0	1	4	1.3
2003-04	4-0	10-2.5	0-2	.000	0-0	.000	0-2	.000	1-0.3	3-0	0	1	0	1	0	0.0
<b>Totals</b>	<b>7-0</b>	<b>13-1.9</b>	<b>2-4</b>	<b>.500</b>	<b>0-0</b>	<b>.000</b>	<b>0-2</b>	<b>.000</b>	<b>2-0.3</b>	<b>3-0</b>	<b>0</b>	<b>2</b>	<b>0</b>	<b>2</b>	<b>4</b>	<b>0.7</b>

# 21 Ben Earle

Guard/Forward, 6-5, 190, R-Sophomore  
Standish, Maine ▲ Windham Christian Academy



**Earle Earnings:** Transfer from NCAA Division III Gordon (Mass.) College who sat out 2002-03 campaign...missed five games (1/10-1/24) with injured knee, which required arthroscopic surgery...returned to action with season high 10 pts. vs. Chattanooga on Jan. 26...scored 9 pts. (3x5 3PFGs) vs. Ohio State and had 9 pts. (3x3 3PFGs) vs. Lipscomb (92-56 win) in Jack In The Box Furman Classic championship game.

## 2003-04 SEASON SUMMARY

Opponent	Date	GS	I---TOTAL---		I-----3-PTS-----I			I---REBOUNDS---										Pts	Avg		
			Min	FG-FGA	Pct	3PFG-FGA	Pct	FT-FTA	Pct	Off	Def	Tot	Avg	PF	FO	A	TO			Blk	Stl
@ James Madison	11-22-03		19	2-4	.500	1-2	.500	0-0	.000	1	0	1	1.0	2	0	0	0	0	0	5	5.0
SO. WESLEYAN	11-24-03		10	1-3	.333	1-3	.333	0-0	.000	0	0	0	0.5	2	0	0	2	0	0	3	4.0
GREENSBORO COLLEGE	11-26-03		15	2-3	.667	0-1	.000	2-2	1.000	0	1	1	0.7	0	0	1	1	0	1	6	4.7
@ Minnesota	11-30-03		9	0-0	.000	0-0	.000	0-0	.000	0	1	1	0.8	0	0	0	1	0	0	0	3.5
@ UNC Greensboro	12-03-03		16	2-6	.333	0-3	.000	1-2	.500	1	1	2	1.0	0	0	0	0	0	0	5	3.8
@ Northern Iowa	12-06-03		20	2-5	.400	0-1	.000	0-2	.000	0	1	1	1.0	2	0	1	0	0	0	4	3.8
@ UNC Asheville	12-14-03		14	0-2	.000	0-2	.000	1-4	.250	0	1	1	1.0	0	0	1	1	1	1	1	3.4
@ Ohio State	12-17-03		15	3-5	.600	3-5	.600	0-0	.000	1	0	1	1.0	1	0	1	1	0	1	9	4.1
HIGH POINT	12-20-03		18	1-5	.200	1-3	.333	0-0	.000	0	2	2	1.1	2	0	1	1	0	3	3	4.0
BETHUNE-COOKMAN	12-29-03		4	0-1	.000	0-1	.000	0-0	.000	0	1	1	1.1	0	0	0	0	0	0	0	3.6
LIPSCOMB	12-30-03		11	3-3	1.000	3-3	1.000	0-0	.000	0	1	1	1.1	2	0	0	2	0	0	9	4.1
EAST TENNESSEE STATE	1-05-04		4	0-1	.000	0-1	.000	0-0	.000	0	0	0	1.0	0	0	0	0	0	0	0	3.8
CHATTANOOGA	1-26-04		10	4-8	.500	2-5	.400	0-0	.000	1	2	3	1.2	2	0	0	2	0	0	10	4.2
APPALACHIAN STATE	1-31-04		14	3-5	.600	1-3	.333	0-0	.000	1	2	3	1.3	1	0	0	2	0	1	7	4.4
@ Elon	2-02-04		10	0-3	.000	0-2	.000	1-2	.500	0	0	0	1.2	2	0	1	0	0	0	1	4.2
@ Georgia Southern	2-07-04		3	0-0	.000	0-0	.000	0-0	.000	0	0	0	1.1	1	0	0	1	0	0	0	3.9
DAVDISON	2-10-04		7	1-4	.250	1-2	.500	0-0	.000	0	1	1	1.1	1	0	0	1	0	0	3	3.9
@ Wofford	2-14-04		8	0-0	.000	0-0	.000	0-0	.000	0	1	1	1.1	1	0	0	1	0	0	0	3.7
Totals .....		0	207	24-58	.414	13-37	.351	5-12	.417	5	15	20	1.1	20	0	6	16	1	7	66	3.7

## #21 BEN EARLE'S SUPERLATIVES/CAREER STATISTICS

CATEGORY	SEASON
Points:	10 vs. vs. Chattanooga (1-26)
Field Goals Made:	4 vs. Chattanooga (1-26)
Field Goals Attempted:	8 vs. Chattanooga (1-26)
3-Point Field Goals Made:	3 vs. Ohio State (12-17), vs. Lipscomb (12-30)
3-Point Field Goals Attempted:	5 vs. three opponents
Free Throws Made:	2 vs. Greensboro (11-26)
Free Throws Attempted:	4 vs. UNC Asheville (12-14)
Rebounds:	3 vs. Chattanooga (1-26)
Assists:	1 vs. four opponents
Blocks:	1 vs. UNC Asheville (12-14)
Steals:	3 vs. High Point (12-20)
Minutes:	20 vs. Northern Iowa (12-6)


YEAR	GP-GS	MP-AVG	FGM-FGA	PCT	3P-3PA	PCT	FTM-FTA	PCT	REB-AVG	PF-D	A	TO	BK	ST	PTS	AVG
2003-04	18-0	207-11.5	24-58	.414	13-37	.351	5-12	.417	20-1.1	20-0	6	16	1	7	66	3.7



# 22 Gerad Punch

Guard/Forward, 6-4, 200, Freshman

Phoenix, Arizona ▲ Brophy Preparatory School



**Punch Points:** Has seen action in 16 games as a reserve...saw playing time increase after injury sidelined forward Quan Prowell for four games (1/24-2/02)...registered 6 pts. 2 rebs., 2 stl. in season high 15 minutes vs. Wofford (91-55 win)...came back with 5 pts. and 3 rebs. vs. Chattanooga...also had 5 pts. vs. Erskine (89-51 win).

## 2003-04 SEASON SUMMARY

Opponent	Date	GS	I---TOTAL---		I-----3-PTS-----I			I---REBOUNDS---										Pts	Avg			
			Min	FG-FGA	Pct	3PFG-FGA	Pct	FT-FTA	Pct	Off	Def	Tot	Avg	PF	FO	A	TO			Blk	Stl	
@ James Madison	11-22-03		3	0-0	.000	0-0	.000	0-0	.000	0	2	2	2.0	0	0	0	0	0	0	0	0	0.0
SO. WESLEYAN	11-24-03		13	1-4	.250	0-2	.000	0-0	.000	1	3	4	3.0	0	0	2	1	0	1	2	1.0	
GREENSBORO COLLEGE	11-26-03		11	0-3	.000	0-2	.000	0-0	.000	0	3	3	3.0	1	0	2	0	0	1	0	0.7	
@ Minnesota	11-30-03		2	0-0	.000	0-0	.000	0-0	.000	0	0	0	2.3	1	0	0	0	0	1	0	0.5	
@ UNC Greensboro	12-03-03		2	0-0	.000	0-0	.000	0-0	.000	0	0	0	0.0	0	0	0	1	0	0	0	0.4	
@ Northern Iowa	12-06-03		2	0-0	.000	0-0	.000	2-2	1.000	1	2	3	2.0	2	0	0	0	0	0	2	0.7	
@ UNC Asheville	12-14-03		2	0-0	.000	0-0	.000	0-0	.000	0	0	0	1.7	0	0	0	1	0	0	0	0.6	
BETHUNE-COOKMAN	12-29-03		1	0-0	.000	0-0	.000	0-0	.000	0	0	0	1.5	0	0	0	0	0	0	0	0.5	
LIPSCOMB	12-30-03		6	0-1	.000	0-0	.000	0-0	.000	0	3	3	1.7	0	0	0	0	0	1	0	0.4	
ERSKINE	1-13-04		9	1-2	.500	1-2	.500	2-3	.667	1	0	1	1.6	0	0	1	0	0	0	5	0.9	
@ The Citadel	1-19-04		1	0-0	.000	0-0	.000	0-0	.000	0	0	0	1.5	0	0	0	0	0	0	0	0.8	
WOFFORD	1-24-04		16	2-4	.500	1-2	.500	0-1	.000	1	1	2	1.5	3	0	1	1	0	3	5	1.2	
CHATTANOOGA	1-26-04		12	1-2	.500	0-1	.000	3-4	.750	2	1	3	1.6	0	0	1	1	0	0	5	1.5	
APPALACHIAN STATE	1-31-04		9	1-2	.500	0-1	.000	0-0	.000	0	2	2	1.6	1	0	0	0	0	0	2	1.5	
@ Elon	2-2-04		4	0-0	.000	0-0	.000	0-1	.000	0	0	0	1.5	0	0	1	0	0	0	0	1.4	
DAVIDSON	2-10-04		+0	1-1	1.000	0-0	.000	0-0	.000	1	0	1	1.5	0	0	0	0	0	0	2	1.4	
Totals .....		0	93	7-19	.368	2-11	.182	7-11	.636	7	17	24	1.5	8	0	8	5	0	7	23	1.4	

## #22 GERAD PUNCH SUPERLATIVES/CAREER STATISTICS


CATEGORY	SEASON
Points:	5 vs. Erskine (1-13), vs. Wofford (1-24)
Field Goals Made:	2 vs. Wofford (1-24)
Field Goals Attempted:	4 vs. So. Wesleyan (11-24), vs. Wofford (1-24)
3-Point Field Goals Made:	1 vs. Erskine (1-13), vs. Wofford (1-24)
3-Point Field Goals Attempted:	2 vs. four opponents
Free Throws Made:	3 vs. Chattanooga (1-26)
Free Throws Attempted:	4 vs. Chattanooga (1-26)
Rebounds:	4 vs. So. Wesleyan (11-24)
Assists:	2 vs. So. Wesleyan (11-24), vs. Greensboro (11-26)
Blocks:	None
Steals:	3 vs. Wofford (1-24)
Minutes:	16 vs. Wofford (1-24)

YEAR	GP-GS	MP-AVG	FGM-FGA	PCT	3P-3PA	PCT	FTM-FTA	PCT	REB-AVG	PF-D	A	TO	BK	ST	PTS	AVG
2003-04	16-0	93-5.8	7-19	.368	2-11	.182	7-11	.636	24-1.5	8-0	8	5	0	7	23	1.4

# 24 Ryan Carson

Guard, 6-3, 180, Junior

Charlotte, North Carolina ▲ Providence Day School



**Carson Casts:** Has seen limited action in eight games...registered season high 5 pts., 2 rebs., 3 ast., and 2 stl. in season high 14 minutes vs. Erskine (89-51 win)...scored 4 pts. vs. Wofford (91-55 win) and Lipscomb (92-56 win) in Jack In the Box Furman Classic championship game...began his collegiate career at East Tennessee State before transferring to Furman following 2000-01 season.

## 2003-04 SEASON SUMMARY

Opponent	Date	GS	Min	----TOTAL----		-----3-PTS-----		FT-FTA		Pct		----REBOUNDS----										Pts	Avg	
				FG-FGA	Pct	3PFG-FGA	Pct	Off	Def	Tot	Avg	PF	FO	A	TO	Blk	Stl							
SO. WESLEYAN	11-24-03		0	0-1	.000	0-1	.000	0-0	.000	0	0	0	0.0	0	0	0	0	0	0	0	0	0	0	0.0
GREENSBORO COLLEGE	11-26-03		4	1-2	.500	1-2	.500	0-0	.000	0	1	1	0.5	1	0	0	0	0	0	1	3	1.5		
LIPSCOMB	12-30-03		4	1-1	1.000	0-0	.000	2-2	1.000	0	0	0	0.3	0	0	0	0	0	0	0	4	2.3		
@ College of Charleston	1-10-04		1	0-0	.000	0-0	.000	0-0	.000	0	0	0	0.3	1	0	0	0	0	0	0	0	1.8		
ERSKINE	1-13-04		14	2-4	.500	1-3	.333	0-0	.000	0	2	2	0.6	1	0	3	1	0	2	5	2.4			
GA. SOUTHERN	1-17-04		+0	0-0	.000	0-0	.000	0-0	.000	0	0	0	0.5	0	0	0	0	0	0	0	0	2.0		
@ The Citadel	1-19-04		4	0-2	.000	0-2	.000	0-0	.000	0	0	0	0.4	0	0	0	0	0	0	0	1.7			
WOFFORD	1-24-04		7	1-3	.333	0-2	.000	2-2	1.000	0	0	0	0.4	0	0	1	2	0	0	4	2.0			
Totals .....		0	34	5-13	.385	2-10	.200	4-4	1.000	0	3	3	0.4	3	0	4	3	0	3	16	2.0			

## #24 RYAN CARSON'S SUPERLATIVES/CAREER STATISTICS


CATEGORY	SEASON	CAREER
Points:	5 vs. Erskine (1-13)	5 vs. Erskine (1-13-04)
Field Goals Made:	2 vs. Erskine (1-13)	2 vs. Erskine (1-13-04)
Field Goals Attempted:	4 vs. Erskine (1-13)	4 vs. Erskine (1-13-04)
3-Point Field Goals Made:	1 vs. Greensboro (11-26), vs. Erskine (1-13)	1 vs. six opponents
3-Point Field Goals Attempted:	3 vs. Erskine (1-13)	3 vs. Erskine (1-13-04)
Free Throws Made:	2 vs. Lipscomb (12-30), vs. Wofford (1-24)	2 vs. Lipscomb (12-30-03), vs. Wofford (1-24-04)
Free Throws Attempted:	2 vs. Lipscomb (12-30), vs. Wofford (1-24)	2 vs. Lipscomb (12-30-03), vs. Wofford (1-24-04)
Rebounds:	2 vs. Erskine (1-13)	2 vs. Methodist (12-13-02), vs. Erskine (1-13-04)
Assists:	3 vs. Erskine (1-13)	3 vs. Erskine (1-13-04)
Blocks:	None	1 vs. Sewanee (12-19-02)
Steals:	2 vs. Erskine (1-13)	2 vs. Erskine (1-13-04)
Minutes:	14 vs. Erskine (1-13)	14 vs. Erskine (1-13-04)

YEAR	GP-GS	MP-AVG	FGM-FGA	PCT	3P-3PA	PCT	FTM-FTA	PCT	REB-AVG	PF-D	A	TO	BK	ST	PTS	AVG
2002-03	11-0	28-2.5	4-8	.500	4-7	.571	0-1	.000	2-0.2	2-0	2	3	1	0	12	1.1
2003-04	8-0	34-4.3	5-13	.385	2-10	.200	4-4	1.000	3-0.4	3-0	4	3	0	3	16	2.0
<b>Totals</b>	<b>19-0</b>	<b>62-3.3</b>	<b>9-21</b>	<b>.429</b>	<b>6-17</b>	<b>.353</b>	<b>4-5</b>	<b>.800</b>	<b>5-0.3</b>	<b>5-0</b>	<b>6</b>	<b>6</b>	<b>1</b>	<b>3</b>	<b>28</b>	<b>1.5</b>

# 32 Quan Prowell

Forward, 6-8, 210, Freshman

Columbus, Georgia ▲ Jordan High School



**Prowell Props:** Leading scoring freshman in SoCon (10.6 ppg)...missed four games with a knee injury (1/24-2/02), which required arthroscopic surgery (Jan. 27)...registered 14 pts. (2 dunks), 2 rebs., 2 stl. vs. Wofford on Saturday (77-73 win)...had season high 4 ast. vs. Davidson...scored season high 22 pts. and claimed 7 rebs. vs. UNC Greensboro...named Jack In The Box Furman Classic MVP after scoring 18 pts. vs. Lipscomb (92-56 win) in championship...tallied 15 pts., 3 rebs. vs. Minnesota.

## 2003-04 SEASON SUMMARY

Opponent	Date	GS	I---TOTAL---			I-----3-PTS-----I			I---REBOUNDS---										Pts	Avg		
			Min	FG-FGA	Pct	3PFG-FGA	Pct	FT-FTA	Pct	Off	Def	Tot	Avg	PF	FO	A	TO	Blk			Stl	
@ James Madison	11-22-03		12	2-4	.500	0-0	.000	0-0	.000	0	2	2	2.0	4	0	0	0	0	1	3	4	4.0
SO. WESLEYAN	11-24-03		27	5-8	.625	0-0	.000	1-1	1.000	3	3	6	4.0	4	0	1	3	0	1	11	7.5	
GREENSBORO COLLEGE	11-26-03		22	6-11	.545	2-2	1.000	202	1.000	2	1	3	3.7	3	0	1	1	2	3	16	10.3	
@ Minnesota	11-30-03		31	6-11	.545	0-1	.000	3-4	.750	2	1	3	3.4	4	1	1	1	1	0	15	11.5	
@ UNC Greensboro	12-03-03		26	9-10	.900	1-1	1.000	3-5	.600	2	5	7	4.2	2	0	0	1	2	1	22	13.6	
@ Northern Iowa	12-06-03		28	6-13	.462	1-2	.500	0-0	.000	1	4	5	4.3	3	0	1	2	0	0	13	13.5	
@ UNC Asheville	12-14-03		24	3-5	.600	1-2	.500	2-3	.667	2	6	8	4.9	2	0	2	0	1	0	9	12.9	
@ Ohio State	12-17-03	*	11	1-2	.000	0-0	.000	0-0	.000	0	3	3	4.6	4	0	0	0	1	0	2	11.5	
HIGH POINT	12-20-03		23	2-4	.500	0-1	.000	3-3	1.000	0	1	1	4.2	4	0	0	3	1	1	7	11.0	
BETHUNE-COOKMAN	12-29-03		21	4-6	.667	0-0	.000	6-6	1.000	3	5	8	4.6	3	0	1	5	1	1	14	11.3	
LIPSCOMB	12-30-03		19	7-10	.700	4-6	.667	0-0	.000	1	2	3	4.5	2	0	1	4	1	1	18	11.9	
EAST TENNESSEE STATE	1-05-04		21	4-7	.571	0-2	.000	0-0	.000	2	2	4	4.4	3	0	0	3	0	1	8	11.6	
@ College of Charleston	1-10-04		25	2-9	.222	0-2	.000	4-4	1.000	2	4	6	4.5	5	1	0	0	0	1	8	11.3	
ERSKINE	1-13-04		21	6-7	.857	1-2	.500	3-5	.600	1	8	9	4.9	3	0	0	1	5	1	16	11.6	
GA. SOUTHERN	1-17-04		30	4-9	.444	0-2	.000	1-2	.5000	1	4	5	4.9	2	0	2	2	1	0	9	11.5	
@ The Citadel	1-19-04		20	0-3	.000	0-2	.000	0-3	.000	1	3	4	4.8	2	0	0	2	0	1	0	10.8	
@ Georgia Southern	2-07-04		24	2-6	.333	1-3	.333	2-4	.500	1	4	5	4.8	2	0	0	0	1	0	7	10.5	
DAVIDSON	2-10-04		14	3-6	.500	2-3	.667	1-1	1.000	0	2	2	4.7	5	1	4	1	1	1	9	10.4	
@ Wofford	2-14-04		23	6-10	.600	0-2	.000	2-2	1.000	0	2	2	4.5	3	0	0	2	0	2	14	10.6	
Totals .....		1	422	78-141	.553	13-33	.394	33-45	.733	24	62	86	4.5	61	3	14	31	19	18	202	10.6	

## #32 QUAN PROWELL'S SUPERLATIVES/CAREER STATISTICS

CATEGORY	SEASON
Points:	22 vs. UNC Greensboro (12-03)
Field Goals Made:	9 vs. UNC Greensboro (12-03)
Field Goals Attempted:	11 vs. Greensboro (11-26), vs. Minnesota (11-30)
3-Point Field Goals Made:	4 vs. Lipscomb (12-30)
3-Point Field Goals Attempted:	6 vs. Lipscomb (12-30)
Free Throws Made:	6 vs. Bethune-Cookman (12-29)
Free Throws Attempted:	6 vs. Bethune-Cookman (12-29)
Rebounds:	9 vs. Erskine (1-13)
Assists:	4 vs. Davidson (2-10)
Blocks:	5 vs. Erskine (1-13)
Steals:	3 vs. Greensboro (11-26)
Minutes:	31 vs. Minnesota (11-30)

YEAR	GP-GS	MP-AVG	FGM-FGA	PCT	3P-3PA	PCT	FTM-FTA	PCT	REB-AVG	PF-D	A	TO	BK	ST	PTS	AVG
2003-04	19-1	422-22.2	78-141	.553	13-33	.394	33-45	.733	85-4.5	61-3	14	31	19	18	202	10.6

# 41 Nick Sanders

Forward, 6-7, 215, Junior

Leavenworth, Kansas ▲ Leavenworth High School



**Sanders Slices:** Furman's leading rebounder (6.0 rpg)...garnered a career best six assists vs. Georgia Southern (77-72 win)...recorded identical double-doubles (10 pts., 11 rebs.) vs. Northern Iowa (64-55 win) and East Tennessee State (69-68 win)...notched 8 pts., 11 rebs., and 4 ast. vs. The Citadel (76-61 win)...has converted 34-of-60 FGs (.557) over the last 15 games.

## 2003-04 SEASON SUMMARY

Opponent	Date	GS	Min	I---TOTAL---		I-----3-PTS-----I		FT-FTA	Pct	I---REBOUNDS---					PF	FO	A	TO	Blk	Stl	Pts	Avg
				FG-FGA	Pct	3PFG-FGA	Pct			Off	Def	Tot	Avg									
@ James Madison	11-22-03	*	29	0-3	.000	0-1	.000	1-2	.500	2	4	6	6.0	3	0	0	1	0	0	1	1.0	
SO. WESLEYAN	11-24-03	*	25	2-3	.667	0-1	.000	2-2	1.000	2	6	9	7.5	4	0	2	1	0	1	6	3.5	
GREENSBORO COLLEGE	11-26-03	*	22	2-4	.500	0-0	.000	2-2	1.000	3	1	4	6.3	2	0	4	2	0	3	6	4.3	
@ Minnesota	11-30-03	*	34	5-8	.625	1-2	.500	0-0	.000	1	4	5	6.0	5	1	2	2	0	2	11	6.0	
@ UNC Greensboro	12-03-03	*	27	2-6	.333	1-2	.500	0-0	.000	1	2	3	5.4	5	1	3	2	0	1	5	5.8	
@ Northern Iowa	12-06-03	*	35	5-9	.556	0-1	.000	0-2	.000	4	7	11	6.3	2	0	3	1	1	3	10	6.5	
@ UNC Asheville	12-14-03	*	34	3-8	.375	0-0	.000	0-0	.000	1	4	5	6.1	2	0	0	0	0	2	6	6.4	
@ Ohio State	12-17-03	*	32	1-6	.167	0-1	.000	0-0	.000	1	4	5	6.0	3	0	3	2	0	1	2	5.9	
HIGH POINT	12-20-03	*	26	3-3	1.000	1-1	1.000	1-2	.500	3	1	4	5.8	4	0	2	2	0	0	8	6.1	
BETHUNE-COOKMAN	12-29-03	*	32	3-3	1.000	0-0	.000	4-6	.667	1	3	4	5.6	1	0	1	1	0	0	10	6.5	
LIPSCOMB	12-30-03	*	19	2-3	.667	1-1	1.000	0-0	.000	1	3	4	5.5	3	0	3	1	0	2	5	6.4	
EAST TENNESSEE STATE	1-05-04	*	27	2-3	.667	0-1	.000	6-6	1.000	3	8	11	5.9	3	0	4	2	1	0	10	6.7	
@ College of Charleston	1-10-04	*	35	4-6	.667	0-0	.000	3-3	1.000	3	6	9	6.2	2	0	1	1	0	2	11	7.0	
ERSKINE	1-13-04	*	21	1-3	.333	1-2	.500	4-6	.667	1	3	4	6.0	3	0	1	2	0	1	7	7.0	
GA. SOUTHERN	1-17-04	*	32	0-4	.000	0-1	.000	0-0	.000	0	2	2	5.7	0	0	2	2	0	1	0	6.5	
@ The Citadel	1-19-04	*	27	2-4	.500	0-2	.000	4-6	.667	4	7	11	6.1	2	0	4	0	2	1	8	6.6	
WOFFORD	1-24-04	*	22	5-7	.714	1-2	.500	0-0	.000	1	4	5	6.0	2	0	3	0	0	1	11	6.9	
CHATTANOOGA	1-26-04	*	34	2-6	.333	0-1	.000	2-3	.667	3	6	9	6.2	2	0	4	1	0	1	6	6.8	
APPALACHIAN STATE	1-31-04	*	27	3-6	.500	2-3	.667	1-3	.333	2	4	6	6.2	3	0	2	1	0	0	9	6.9	
@ Elon	2-02-04	*	20	3-3	1.000	0-0	.000	2-2	1.000	1	1	2	6.0	1	0	1	3	0	0	8	7.0	
@ Georgia Southern	2-07-04	*	28	2-6	.333	0-2	.000	1-2	.500	0	6	6	6.0	3	0	6	0	1	0	5	6.9	
DAVIDSON	2-10-04	*	22	1-2	.500	0-1	.000	0-0	.000	3	4	7	6.0	1	0	3	4	2	1	2	6.7	
@ Wofford	2-14-04	*	23	1-2	.500	0-0	.000	2-3	.667	1	6	7	6.0	4	0	1	2	0	1	4	6.6	
Totals			23	645	54-108	.500	8-25	.320	35-50	.700	43	96	139	6.0	60	2	55	33	7	24	151	6.6

## #41 NICK SANDERS' SUPERLATIVES/CAREER STATISTICS

CATEGORY	SEASON	CAREER
Points:	11 vs. three opponents	11 vs. three opponents
Field Goals Made:	5 vs. three opponents	5 vs. four opponents
Field Goals Attempted:	9 vs. Northern Iowa (12-6)	9 vs. Northern Iowa (12-6-03)
3-Point Field Goals Made:	2 vs. Appalachian State (1-31)	2 vs. Appalachian State (1-31-04)
3-Point Field Goals Attempted:	3 vs. Appalachian State (1-31)	3 vs. Appalachian State (1-31-04)
Free Throws Made:	6 vs. E. Tenn. St. (1-5)	6 vs. E. Tenn. St. (1-5-04)
Free Throws Attempted:	6 vs. three opponents	6 vs. three opponents
Rebounds:	11 vs. three opponents	11 vs. three opponents
Assists:	6 vs. Ga. Southern (2-7)	6 vs. Ga. Southern (2-7-04)
Blocks:	2 vs. The Citadel (1-19)	2 vs. The Citadel (1-19-04)
Steals:	3 vs. Greensboro (11-26), vs. Northern Iowa (12-6)	3 vs. three opponents
Minutes:	35 vs. Northern Iowa (12-6), vs. College of Charleston (1-10)	35 vs. Northern Iowa (12-6-03), vs. College of Charleston (1-10-04)

YEAR	GP-GS	MP-AVG	FGM-FGA	PCT	3P-3PA	PCT	FTM-FTA	PCT	REB-AVG	PF-D	A	TO	BK	ST	PTS	AVG
2001-02	31-13	580-18.7	33-73	.452	0-0	.000	7-11	.636	106-3.4	74-1	25	24	4	16	73	2.4
2002-03	31-2	664-21.4	33-91	.363	0-4	.000	25-36	.694	124-4.0	86-1	35	35	8	21	91	2.9
2003-04	23-23	645-28.0	54-108	.500	8-25	.320	35-50	.700	139-6.0	60-2	55	33	7	24	151	6.6
<b>Totals</b>	<b>85-38</b>	<b>1889-22.2</b>	<b>120-272</b>	<b>.441</b>	<b>8-29</b>	<b>.276</b>	<b>67-97</b>	<b>.691</b>	<b>369-4.3</b>	<b>166-4</b>	<b>115</b>	<b>92</b>	<b>19</b>	<b>61</b>	<b>315</b>	<b>3.7</b>

# 43 Julius van de Laar

Forward, 6-7, 225, Freshman

Heidelberg, Germany ▲ Urspring High School



**Van De Laar Ventures:** Has seen limited action in four games...claimed 3 rebs. vs. Greensboro College (74-49) in first game as a Paladin...scored 4 pts. and an assist vs. Lipscomb (92-56 win) in Jack In The Box Furman Classic championship game...

## 2003-04 SEASON SUMMARY

Opponent	Date	GS	Min	I---TOTAL---		I-----3-PTS-----I			I---REBOUNDS---												
				FG-FGA	Pct	3PFG-FGA	Pct	FT-FTA	Pct	Off	Def	Tot	Avg	PF	FO	A	TO	Blk	Stl	Pts	Avg
GREENSBORO COLLEGE	11-26-03		4	0-0	.000	0-0	.000	0-0	.000	2	1	3	3.0	0	0	0	2	0	1	0	0.0
LIPSCOMB	12-30-03		4	2-2	1.000	0-0	.000	0-0	.000	0	0	0	1.5	0	0	1	0	0	1	4	2.0
ERSKINE	1-13-04		4	0-0	.000	0-0	.000	0-0	.000	0	0	0	1.0	0	0	2	0	0	0	0	1.3
WOFFORD	1-24-03		4	0-0	.000	0-0	.000	1-2	.500	0	1	1	1.0	1	0	0	0	0	0	1	1.3
Totals .....		0	16	2-2	1.000	0-0	.000	1-2	.500	2	2	4	1.0	1	0	3	2	0	2	5	1.3

## #43 JULIUS VAN DE LARR'S SUPERLATIVES/CAREER STATISTICS


**CATEGORY SEASON**  
**Points:** ..... 4 vs. Lipscomb (12-30)  
**Field Goals Made:** ..... 2 vs. Lipscomb (12-30)  
**Field Goals Attempted:** ..... 2 vs. Lipscomb (12-30)  
**3-Point Field Goals Made:** ..... None  
**3-Point Field Goals Attempted:** .. None  
**Free Throws Made:** ..... 1 vs. Wofford (1-24)  
**Free Throws Attempted:** ..... 2 vs. Wofford (1-24)  
**Rebounds:** ..... 3 vs. Greensboro (11-26)  
**Assists:** ..... 2 vs. Erskine (1-13)  
**Blocks:** ..... None  
**Steals:** ..... 1 vs. Greensboro (11-26), vs. Lipscomb (12-30)  
**Minutes:** ..... 4 vs. four opponents

YEAR	GP-GS	MP-AVG	FGM-FGA	PCT	3P-3PA	PCT	FTM-FTA	PCT	REB-AVG	PF-D	A	TO	BK	ST	PTS	AVG
2003-04	4-0	16-4.0	2-2	1.000	0-0	.000	1-2	.500	4-1.0	1-0	3	2	0	2	5	1.3

# 45 Cedrick Price

Center, 6-9, 245, Junior

Savannah, Georgia ▲ A.E. Beach High School/  
Fork Union Military Academy



**Price Progress:** Has seen limited action in 11 games...scored 4 pts. and claimed a rebound vs. Erskine (89-51 win)...had 2 pts. and 2 rebs. vs. Lipscomb (92-56 win) in Jack In The Box Furman Classic championship game.

## 2003-04 SEASON SUMMARY

Opponent	Date	GS	Min	----TOTAL----		-----3-PTS-----		FT-FTA	Pct	----REBOUNDS----							Pts	Avg			
				FG-FGA	Pct	3PFG-FGA	Pct			Off	Def	Tot	Avg	PF	FO	A			TO	Blk	Stl
GREENSBORO COLLEGE	11-26-03		5	0-2	.000	0-0	.000	0-0	.000	0	1	1	1.0	0	0	0	1	0	0	0	0.0
@ Northern Iowa	12-6-03		0+	0-0	.000	0-0	.000	0-0	.000	0	0	0	0.5	0	0	0	0	0	0	0	0.0
@ Ohio State	12-17-03		11	0-1	.000	0-0	.000	0-0	.000	0	2	2	1.0	0	0	0	0	0	0	0	0.0
BETHUNE-COOKMAN	12-29-03		0+	0-0	.000	0-0	.000	0-0	.000	0	0	0	0.0	0	0	0	0	0	0	0	0.0
LIPSCOMB	12-30-03		6	1-3	.333	0-0	.000	0-0	.000	0	2	2	1.0	0	0	0	1	0	0	0	2.4
@ College of Charleston	1-10-04		1	0-0	.000	0-0	.000	0-0	.000	0	0	0	0.8	0	0	0	0	0	0	0	0.3
ERSKINE	1-13-04		6	2-2	1.000	0-0	.000	0-0	.000	0	1	1	0.9	1	0	1	0	0	0	4	0.9
GA. SOUTHERN	1-17-04		+0	0-0	.000	0-0	.000	0-0	.000	0	0	0	0.8	0	0	0	0	0	0	0	0.8
@ The Citadel	1-19-04		3	0-0	.000	0-0	.000	0-0	.000	0	0	0	0.7	0	0	0	0	0	0	0	0.7
WOFFORD	1-24-04		8	1-3	.333	0-0	.000	0-0	.000	0	1	1	0.7	3	0	0	1	0	1	2	0.8
CHATTANOOGA	1-26-04		+0	0-1	.000	0-0	.000	0-0	.000	0	0	0	0.6	0	0	0	0	0	0	0	0.7
DAVIDSON	2-10-04		6	0-0	.000	0-0	.000	0-0	.000	0	0	0	0.6	1	0	0	0	0	0	0	0.7
Totals .....		0	46	4-12	.333	0-0	.000	0-0	.000	0	7	7	0.6	5	0	1	3	0	1	8	0.7

## #45 CEDRICK PRICE'S SUPERLATIVES/CAREER STATISTICS

CATEGORY	SEASON	CAREER
Points:	4 vs. Erskine (1-13)	6 vs. Macalester (12-28-01)
Field Goals Made:	2 vs. Erskine (1-13)	2 vs. Macalester (12-28-01), vs. Erskine (1-13-04)
Field Goals Attempted:	3 vs. Lipscomb (12-30), vs. Wofford (1-24)	3 vs. Lipscomb (12-30-03), vs. Wofford (1-24-04)
3-Point Field Goals Made:	None	None
3-Point Field Goals Attempted:	None	None
Free Throws Made:	None	2 vs. Macalester (12-28-01)
Free Throws Attempted:	None	2 vs. Emory (12-8-01), vs. Macalester (12-28-01)
Rebounds:	2 vs. Ohio State (12-17), vs. Lipscomb (12-30)	2 vs. four opponents
Assists:	1 vs. Erskine (1-13)	1 vs. two opponents
Blocks:	None	None
Steals:	1 vs. Wofford (1-24)	1 vs. Emory (12-8-01), vs. Wofford (1-24-04)
Minutes:	11 vs. Ohio State (12-17)	11 vs. Ohio State (12-17-03)

YEAR	GP-GS	MP-AVG	FGM-FGA	PCT	3P-3PA	PCT	FTM-FTA	PCT	REB-AVG	PF-D	A	TO	BK	ST	PTS	AVG
2001-02	11-0	51-4.6	3-11	.273	0-0	.000	3-5	.600	9-0.8	15-0	1	7	0	1	9	0.8
2002-03	8-0	34-4.3	1-3	.333	0-0	.000	0-0	.000	4-0.5	5-0	0	4	0	0	2	0.3
2003-04	12-0	46-3.8	4-12	.333	0-0	.000	0-0	.000	7-0.6	5-0	1	3	0	1	8	0.7
<b>Totals</b>	<b>31-0</b>	<b>131-4.2</b>	<b>8-26</b>	<b>.307</b>	<b>0-0</b>	<b>.000</b>	<b>3-5</b>	<b>.600</b>	<b>20-0.6</b>	<b>25-0</b>	<b>2</b>	<b>14</b>	<b>0</b>	<b>2</b>	<b>19</b>	<b>0.6</b>

**GAME 1** James Madison  
November 22, 2003  
Harrisonburg, Va.  
Attendance: 3,784

Furman .....	26	46	—	72
James Madison .....	38	48	—	78

FURMAN (72)...0-1

	MIN	FG-FGA	3P-3PA	FT-FTA	REB	F	A	TO	BK	ST	PTS
Ndoye, f .....	35	8-16	2-6	1-2	4	2	1	2	1	1	32
Sanders, f .....	29	0-3	0-1	1-2	6	3	0	1	0	0	1
Pojatina, c .....	16	0-4	0-0	1-2	7	1	1	2	1	0	1
Carter, g .....	39	4-8	2-5	2-2	3	3	4	2	0	3	12
Bostain, g .....	24	3-14	2-8	3-4	5	1	4	3	0	3	11
Webb .....	23	2-9	2-7	0-0	2	1	0	5	0	0	6
Earle .....	19	2-4	1-2	0-0	1	2	0	0	0	0	5
Punch .....	3	0-0	0-0	0-0	2	0	0	0	0	0	0
Prowell .....	12	2-4	0-0	0-0	2	4	0	0	1	3	4
Team .....		(.33.9%)	(.31.0%)	(.75.0%)	+4						
Totals .....	200	21-62	9-29	21-28	36	17	10	15	3	10	72

JAMES MADISON (78)...1-0

	MIN	FG-FGA	3P-3PA	FT-FTA	REB	F	A	TO	BK	ST	PTS
Cooper, f .....	31	4-6	0-0	1-3	7	4	1	4	1	1	9
Broyles, f .....	27	5-8	2-3	2-3	5	4	2	2	0	0	14
Cathlin, c .....	20	1-6	0-0	0-0	4	2	0	1	1	0	2
Naparlo, g .....	18	0-2	0-1	0-0	1	2	2	2	1	1	0
Williams, g .....	36	5-12	0-1	3-6	3	4	7	4	0	4	13
Kossekpa .....	7	1-1	1-1	0-0	0	1	0	2	0	0	3
Greene-Long .....	9	1-1	0-0	0-0	6	1	0	1	0	0	2
Freeman .....	15	3-5	0-2	1-1	3	2	1	2	0	0	7
Clark .....	1	0-0	0-0	0-0	0	0	0	0	0	0	0
Barbosa .....	28	11-15	4-5	2-3	2	0	1	1	0	0	28
Johnson .....	8	0-1	0-0	0-0	0	1	0	1	1	0	0
Team .....		(.54.4%)	(.53.8%)	(.56.3%)	+5						
Totals .....	200	31-57	7-13	9-16	36	21	14	20	4	6	78

Officials: Bob Pennington, Scott Smith, Ed Corbett. Technical Fouls: None. Deadball Rebounds: Furman 5, James Madison 4.

**GAME 2** Southern Wesleyan  
November 24, 2003  
Greenville, S.C.  
Attendance: 1,032

Furman .....	35	42	—	77
Southern Wesleyan .....	23	30	—	53

FURMAN (77)...1-1

	MIN	FG-FGA	3P-3PA	FT-FTA	REB	F	A	TO	BK	ST	PTS
Ndoye, f .....	22	3-9	1-2	1-2	2	3	0	4	1	1	8
Sanders, f .....	25	2-3	0-1	2-2	9	4	2	1	9	1	6
Pojatina, c .....	24	3-7	0-1	5-9	7	3	2	4	4	1	11
Carter, g .....	25	2-4	1-3	2-5	3	0	5	6	0	3	7
Bostain, g .....	28	5-12	0-2	2-3	6	1	3	1	0	3	12
Webb .....	25	5-9	4-8	3-4	3	0	3	2	0	1	17
Earle .....	10	1-3	1-3	0-0	0	2	0	2	0	0	3
Punch .....	13	1-4	0-2	0-0	4	0	2	1	0	1	2
Prowell .....	27	5-8	0-0	1-1	5	4	1	3	0	1	11
Team .....		(.45.0%)	(.30.4%)	(.61.5%)	+5						
Totals .....	200	27-60	7-23	16-26	45	17	18	24	5	12	77

SOUTHERN WESLEYAN (53)...2-2

	MIN	FG-FGA	3P-3PA	FT-FTA	REB	F	A	TO	BK	ST	PTS
Pendgraff, f .....	30	6-19	0-3	3-5	3	2	0	2	1	2	15
Brinston, f .....	25	2-5	0-0	2-4	5	4	1	3	0	0	6
Allen, c .....	34	2-15	1-6	0-0	8	4	1	2	0	4	5
Rapley, g .....	17	2-6	0-1	1-2	3	0	2	5	0	1	5
Marshall, g .....	33	0-0	0-0	2-2	3	3	4	7	0	4	2
Woods .....	19	0-4	0-0	0-0	4	2	1	4	0	3	0
Williams .....	1	0-0	0-0	0-0	0	0	0	0	0	0	0
Reeder .....	14	2-5	1-4	0-0	2	2	0	1	0	0	5
Eubanks .....	2	1-1	0-0	0-0	1	0	0	1	0	0	2
Johnson .....	1	0-0	0-0	0-0	1	1	0	0	0	0	0
Donlon .....	14	4-5	0-0	2-5	2	2	0	0	0	1	10
Callahan .....	10	1-3	0-0	1-2	0	0	0	0	0	0	3
Team .....		(.31.7%)	(.14.3%)	(.55.0%)	+4						
Totals .....	200	20-63	2-14	11-20	36	20	9	25	1	15	53

Officials: Robert James, Nathan Quick, Tony Whisnant. Technical Fouls: Pojatina. Deadball Rebounds: Furman 7, Southern Wesleyan 7.

**GAME 3** Greensboro College  
November 26, 2003  
Greenville, S.C.  
Attendance: 1,053

Furman .....	41	33	—	74
Greensboro College .....	14	35	—	49

FURMAN (74)...2-1

	MIN	FG-FGA	3P-3PA	FT-FTA	REB	F	A	TO	BK	ST	PTS
Ndoye, f .....	26	5-12	2-5	3-3	7	1	0	0	0	1	15
Sanders, f .....	22	2-4	0-0	2-2	4	2	4	2	0	3	6
Pojatina, c .....	20	2-9	0-0	0-1	4	3	0	2	3	0	4
Carter, g .....	21	2-7	1-4	3-8	0	1	2	3	0	2	8
Bostain, g .....	23	1-6	1-2	1-2	7	0	6	0	0	2	4
Webb .....	24	4-6	2-4	2-2	4	1	3	3	0	2	12
Sperry .....	3	0-2	0-0	0-0	1	0	0	0	0	0	0
Earle .....	15	2-3	0-1	2-2	1	0	1	1	0	1	6
Punch .....	11	0-3	0-2	0-0	3	1	2	0	0	1	0
Carson .....	4	1-2	1-2	0-0	1	1	0	0	0	1	3
Prowell .....	22	6-11	2-2	2-2	3	3	1	1	2	3	16
Van De Laar .....	4	0-0	0-0	0-0	3	0	0	2	0	1	0
Price .....	5	0-2	0-0	0-0	1	0	0	1	0	0	0
Team .....		(.37.3%)	(.40.9%)	(.68.2%)	+2						
Totals .....	200	25-67	9-22	15-22	41	13	19	15	5	17	74

GREENSBORO COLLEGE (49)...0-3

	MIN	FG-FGA	3P-3PA	FT-FTA	REB	F	A	TO	BK	ST	PTS
Bryant, f .....	28	1-2	0-0	0-0	1	2	1	4	0	1	2
Montrell, f .....	33	1-7	0-0	4-4	6	1	1	3	0	1	6
Schoetz, c .....	27	2-7	0-0	2-3	6	3	2	6	1	1	6
T. Williams, g .....	31	0-7	0-4	1-2	2	2	4	5	0	2	1
J. Williams, g .....	25	4-7	4-6	2-2	5	2	1	3	0	1	14
Newman .....	9	1-1	0-0	2-2	2	2	0	3	0	0	4
Harris .....	12	0-1	0-0	0-0	2	2	0	1	0	1	0
Jackson .....	5	3-5	2-4	0-0	1	0	0	0	1	0	8
William .....	11	0-2	0-0	1-2	3	3	0	2	0	0	1
Battle .....	7	1-1	0-0	0-0	4	0	0	1	0	0	2
Wood .....	10	2-2	1-1	0-0	0	2	0	1	0	1	5
Parrish .....	2	0-0	0-0	0-0	0	0	0	0	0	0	0
Team .....		(.35.7%)	(.46.7%)	(.80.0%)	+1						
Totals .....	200	15-42	7-15	12-15	33	19	9	29	2	8	49

Officials: Rick Ridenhour, Timothy Nestor, Charles Bridwell. Technical Fouls: None. Deadball Rebounds: Furman 4, Greensboro College 1.

**GAME 4** Minnesota  
November 30, 2003  
Greenville, S.C.  
Attendance: 11,850

Furman .....	39	39	6	—	84
Minnesota .....	41	37	13	—	91

FURMAN (84)...2-2

	MIN	FG-FGA	3P-3PA	FT-FTA	REB	F	A	TO	BK	ST	PTS
Ndoye, f .....	38	14-21	2-5	2-3	9	5	1	0	1	2	32
Sanders, f .....	34	5-8	1-2	0-0	5	5	2	2	0	2	11
Pojatina, c .....	18	3-3	0-0	0-1	1	5	1	2	2	0	6
Carter, g .....	38	4-9	0-3	0-2	3	0	9	1	0	5	8
Bostain, g .....	21	2-6	0-1	1-2	5	2	2	2	0	0	5
Webb .....	34	1-8	1-7	4-4	3	1	4	3	0	1	7
Earle .....	9	0-0	0-0	0-0	1	0	0	1	0	0	0
Punch .....	2	0-0	0-0	0-0	0	1	0	0	0	1	0
Prowell .....	31	6-11	0-1	3-4	3	5	1	1	1	1	15
Team .....		(.53.0%)	(.21.1%)	(.62.5%)	+3						
Totals .....	225	35-66	4-19	10-16	33	24	20	12	4	11	84

MINNESOTA (91)...2-1

	MIN	FG-FGA	3P-3PA	FT-FTA	REB	F	A	TO	BK	ST	PTS
Humphries, f .....	37	7-8	1-1	11-16	7	2	2	4	1	1	26
Bauer, f .....	32	2-5	0-2	2-2	6	3	2	3	1	2	6
Hargrow, g .....	27	2-10	0-1	2-2	2	1	1	2	0	0	6
Johnson, g .....	40	12-19	2-3	6-6	9	2	5	2	0	2	32
Boone .....	36	6-10	4-5	1-2	5	3	4	2	0	2	17
Robinson .....	14	1-4	1-4	0-0	1	1	1	0	1	1	3
Kane .....	2	0-1	0-0	0-1	1	1	0	1	0	0	0
Gaines .....	32	0-1	0-0	1-4	5	3	3	2	0	0	1
Lawson .....	5	0-1	0-0	0-0	2	2	0	0	0	0	0
Team .....		(.50.8%)	(.50.0%)	(.69.7%)	+1						
Totals .....	225	30-59	8-16	23-33	39	18	18	16	3	8	91

Officials: Gene Monje, Paul Janssen, John Yorkovich. Technical Fouls: None. Deadball Rebounds: Furman 2, Minnesota 2.

**GAME 5** UNC Greensboro  
December 3, 2003  
Greensboro, N.C.  
Attendance: 1,090

Furman .....	30	35	—	65
UNC Greensboro .....	34	39	—	73

**FURMAN (65).....2-3, 0-1 SoCon**

	MIN	FG-FGA	3P-3PA	FT-FTA	REB	F	A	TO	BK	ST	PTS
Ndoye, f	37	6-11	2-3	2-2	4	2	1	2	0	0	16
Sanders, f	27	2-6	1-2	0-0	3	5	3	2	0	1	5
Pojatina, c	12	0-1	0-0	0-0	3	0	0	0	1	0	0
Carter, g	34	2-6	0-2	1-2	3	1	4	1	0	0	5
Bostain, g	17	1-7	0-2	0-0	4	0	3	2	0	1	2
Webb	29	4-10	2-7	0-0	3	2	3	4	0	2	10
Earle	16	2-6	0-3	1-2	2	1	0	0	0	0	5
Punch	2	0-0	0-0	0-0	0	0	0	1	0	0	0
Prowell	26	9-10	1-1	3-5	7	2	0	1	2	1	22
Team		(45.6%)	(30.0%)	(63.6%)	+1			1			
<b>Totals .....</b>	<b>200</b>	<b>26-57</b>	<b>6-20</b>	<b>7-11</b>	<b>30</b>	<b>13</b>	<b>14</b>	<b>14</b>	<b>3</b>	<b>5</b>	<b>65</b>

**UNC GREENSBORO (73).....3-1, 1-0 SoCon**

	MIN	FG-FGA	3P-3PA	FT-FTA	REB	F	A	TO	BK	ST	PTS
Gross, f	20	4-9	0-0	0-0	5	2	1	2	0	0	8
Clifton, f	17	3-4	0-0	1-1	3	4	0	1	0	1	7
Burrell, c	32	6-9	0-0	3-4	8	3	0	2	0	2	15
Taylor, g	29	1-5	0-2	0-0	4	1	3	3	0	1	2
Joseph, g	31	4-12	2-8	2-2	3	0	1	1	0	0	12
Blackstock	23	4-9	0-3	3-7	6	3	1	1	0	4	11
Hickman	10	0-1	0-1	2-2	2	0	3	0	0	1	2
Wilson	4	0-1	0-0	0-0	0	0	0	0	1	0	0
Bristow	10	5-7	4-5	0-0	1	1	0	1	0	1	14
Johnson	9	0-1	0-0	0-0	2	0	1	1	0	0	0
Lawrence	7	0-0	0-0	0-0	1	3	0	1	0	0	0
McCarthy	8	0-1	0-0	2-2	2	1	0	0	0	0	2
Team		(45.8%)	(31.6%)	(72.2%)	+1			1			
<b>Totals .....</b>	<b>200</b>	<b>27-59</b>	<b>6-19</b>	<b>13-18</b>	<b>38</b>	<b>18</b>	<b>10</b>	<b>14</b>	<b>1</b>	<b>10</b>	<b>73</b>

Officials: Raymond Styns, Jimmy Spears, Mike Eades. Technical Fouls: None. Deadball Rebounds: UNC Greensboro 3, Furman 1.

**GAME 6** Northern Iowa  
December 6, 2003  
Cedar Falls, Iowa  
Attendance: 1,282

Furman .....	30	34	—	64
Northern Iowa .....	29	26	—	55

**FURMAN (64).....2-3**

	MIN	FG-FGA	3P-3PA	FT-FTA	REB	F	A	TO	BK	ST	PTS
Ndoye, f	28	1-5	0-1	0-0	3	2	0	1	0	3	2
Sanders, f	35	5-9	0-1	0-2	11	2	3	1	1	3	10
Pojatina, c	13	1-2	0-0	0-0	2	4	3	0	1	0	2
Carter, g	13	0-3	0-1	2-5	4	5	2	2	0	1	2
Bostain, g	30	6-12	0-2	6-7	4	0	0	0	0	1	18
Webb	31	3-8	1-5	4-6	6	2	5	2	0	1	11
Earle	20	2-5	0-1	0-2	1	2	1	0	0	0	4
Punch	2	0-0	0-0	2-2	3	2	0	0	0	0	2
Prowell	28	6-13	1-2	0-0	5	3	1	2	0	0	13
Price	+0	0-0	0-0	0-0	0	0	0	0	0	0	0
Team		(42.1%)	(15.4%)	(58.3%)	+4						
<b>Totals .....</b>	<b>200</b>	<b>24-57</b>	<b>2-13</b>	<b>14-24</b>	<b>43</b>	<b>22</b>	<b>15</b>	<b>8</b>	<b>2</b>	<b>9</b>	<b>64</b>

**NORTHERN IOWA (55).....3-3**

	MIN	FG-FGA	3P-3PA	FT-FTA	REB	F	A	TO	BK	ST	PTS
Crawford, f	28	2-5	1-4	2-4	6	4	1	2	0	1	7
Schneiderman, f	32	3-12	1-6	3-4	11	3	1	2	0	0	10
Gruber, c	29	4-7	0-0	1-2	9	2	0	3	0	0	9
Jacobson, g	34	6-17	0-5	1-1	6	2	4	1	0	0	13
McKowen, g	16	0-4	0-4	8-9	1	4	0	1	0	2	8
Tutt	+0	0-0	0-0	0-0	0	0	0	0	0	0	0
Bennett	4	0-3	0-3	0-0	1	0	0	0	0	0	0
Little	13	0-0	0-0	0-0	1	2	0	1	0	0	0
Foster	21	2-8	2-7	0-1	1	3	0	1	0	0	6
Schmit	7	0-1	0-1	0-1	0	1	1	0	0	0	0
Stout	7	0-2	0-1	0-0	1	0	0	1	0	1	0
Godfreed	9	1-2	0-0	0-0	2	1	0	0	1	0	2
Team		(29.5%)	(12.9%)	(68.2%)	+3						
<b>Totals .....</b>	<b>200</b>	<b>18-61</b>	<b>4-31</b>	<b>15-22</b>	<b>42</b>	<b>22</b>	<b>7</b>	<b>12</b>	<b>1</b>	<b>4</b>	<b>55</b>

Officials: David Warfal, Brad Gaston, Mike Litzelfelner. Technical Fouls: None. Deadball Rebounds: Furman 5, Northern Iowa 3

**GAME 7** UNC Asheville  
December 14, 2003  
Asheville, N.C.  
Attendance: 750

Furman .....	28	32	—	60
UNC Asheville .....	30	26	—	56

**FURMAN (60).....4-3**

	MIN	FG-FGA	3P-3PA	FT-FTA	REB	F	A	TO	BK	ST	PTS
Ndoye, f	37	4-15	1-7	0-0	8	1	2	0	0	1	9
Sanders, f	34	3-8	0-0	0-0	5	2	0	0	0	2	6
Pojatina, c	9	1-3	0-0	0-0	1	4	0	1	1	1	2
Carter, g	31	3-10	1-6	4-8	6	0	3	3	0	1	11
Bostain, g	28	3-10	1-3	4-4	4	1	1	2	0	1	11
Webb	21	4-11	3-10	0-0	2	1	1	3	0	1	11
Earle	14	0-2	0-2	1-4	1	0	1	1	1	1	1
Punch	2	0-0	0-0	0-0	0	0	0	1	0	0	0
Prowell	24	3-5	1-2	2-3	8	2	2	0	1	0	9
Team		(32.8%)	(23.5%)	(57.9%)	+4						
<b>Totals .....</b>	<b>200</b>	<b>21-64</b>	<b>7-30</b>	<b>11-19</b>	<b>39</b>	<b>11</b>	<b>10</b>	<b>11</b>	<b>3</b>	<b>8</b>	<b>60</b>

**UNC ASHEVILLE (56).....1-6**

	MIN	FG-FGA	3P-3PA	FT-FTA	REB	F	A	TO	BK	ST	PTS
Mohn, f	31	4-8	0-1	4-6	6	3	2	3	0	2	12
Barber, f	30	7-13	0-1	0-0	7	2	1	5	0	0	14
Walker, c	18	1-1	0-0	2-4	5	1	1	2	2	0	4
Garland, g	14	0-4	0-3	0-0	1	0	1	1	0	1	0
Holmes, g	38	1-6	0-0	0-0	6	1	2	3	1	1	2
Collington	26	4-11	2-5	0-0	3	2	2	1	0	0	10
McCullough	15	2-3	1-3	0-0	3	1	2	2	0	1	5
Rush	6	1-3	1-3	0-0	0	1	0	0	0	0	3
Creasman	20	3-4	0-0	0-0	7	3	1	1	1	0	6
Harrell	2	0-0	0-0	0-0	0	1	1	1	0	0	0
Team		(43.4%)	(25.0%)	(60.0%)	+2						
<b>Totals .....</b>	<b>200</b>	<b>23-53</b>	<b>4-16</b>	<b>6-10</b>	<b>40</b>	<b>15</b>	<b>13</b>	<b>19</b>	<b>4</b>	<b>5</b>	<b>56</b>

Officials: Jamie Luckie, William Humes, Mark Schnurr. Technical Fouls: None. Deadball Rebounds: Furman 3, UNC Asheville 3.

**GAME 8** Ohio State  
December 17, 2003  
Columbus, Ohio  
Attendance: 12,248

Furman .....	36	32	—	68
Ohio State .....	32	38	—	70

**FURMAN (68).....4-4**

	MIN	FG-FGA	3P-3PA	FT-FTA	REB	F	A	TO	BK	ST	PTS
Ndoye, f	26	3-8	1-2	4-4	7	3	0	4	0	0	11
Sanders, f	32	1-6	0-1	0-0	5	3	3	2	0	1	2
Prowell, f	11	1-2	0-0	0-0	3	4	0	0	1	0	2
Carter, g	32	3-4	2-3	2-2	2	4	6	3	0	0	10
Bostain, g	17	4-8	0-2	1-2	1	2	1	2	0	2	9
Diagne	26	2-6	0-1	1-2	2	2	2	3	1	1	5
Webb	30	7-9	6-8	0-1	4	1	2	1	0	0	20
Earle	15	3-5	3-5	0-0	1	1	1	1	0	1	9
Price	11	0-1	0-0	0-0	2	0	0	0	0	0	0
Team		(49.0%)	(54.5%)	(72.7%)	+1						
<b>Totals .....</b>	<b>200</b>	<b>24-49</b>	<b>12-22</b>	<b>8-11</b>	<b>28</b>	<b>20</b>	<b>15</b>	<b>16</b>	<b>2</b>	<b>5</b>	<b>68</b>

**OHIO STATE (70).....5-3**

	MIN	FG-FGA	3P-3PA	FT-FTA	REB	F	A	TO	BK	ST	PTS
Dials, f	24	6-9	0-0	0-0	7	2	0	1	1	1	12
Radinovic, f	37	3-7	0-0	3-5	7	1	0	2	0	2	9
Sullinger, c	33	6-8	0-0	0-2	6	4	2	1	0	0	12
Fuss-Cheatham, g	34	4-8	0-1	5-6	3	2	4	3	0	2	13
Billings, g	7	0-2	0-1	1-2	3	1	1	0	0	0	1
Harris	4	0-0	0-0	0-0	1	1	0	0	0	0	0
Stockman	35	7-18	2-6	5-6	0	1	2	1	0	4	21
Sylvester	16	1-5	0-3	0-0	2	2	2	2	0	0	2
Jenkins	10	0-0	0-0	0-0	2	1	0	0	0	0	0
Team		(47.4%)	(18.2%)	(66.7%)	+3						
<b>Totals .....</b>	<b>200</b>	<b>27-57</b>	<b>2-11</b>	<b>14-21</b>	<b>34</b>	<b>15</b>	<b>11</b>	<b>10</b>	<b>1</b>	<b>9</b>	<b>70</b>

Officials: Reggie Greenwood, Frank DeMayo, Fran Connolly. Technical Fouls: None. Deadball Rebounds: Ohio State 2, Furman 1.



**GAME 9** High Point  
December 20, 2003  
Greenville, S.C.  
Attendance: 1,259

Furman	51	47	—	98
High Point	34	53	—	87

FURMAN (98)...5-4

	MIN	FG-FGA	3P-3PA	FT-FTA	REB	F	A	TO	BK	ST	PTS
Ndoye, f	32	9-14	4-6	5-6	7	0	2	2	0	3	27
Sanders, f	26	3-3	1-1	1-2	4	4	2	2	0	0	8
Pojatina, f	10	0-2	0-0	0-0	2	4	0	2	0	0	0
Carter, g	24	7-10	2-5	2-3	4	0	2	2	0	0	18
Bostain, g	32	4-10	0-3	13-16	8	2	5	4	0	1	21
Diagne	10	0-1	0-1	0-0	1	4	0	1	0	0	0
Webb	25	3-4	3-4	5-6	4	2	3	4	0	0	14
Earle	18	1-5	1-3	0-0	2	2	1	1	0	3	3
Prnowell	23	2-4	0-1	3-3	1	4	0	3	1	1	7
Team		(54.7%)	(45.8%)	(80.6%)	+2			1			
<b>Totals</b>	<b>200</b>	<b>29-53</b>	<b>11-24</b>	<b>29-36</b>	<b>35</b>	<b>22</b>	<b>15</b>	<b>22</b>	<b>1</b>	<b>8</b>	<b>98</b>

HIGH POINT (87)...5-4

	MIN	FG-FGA	3P-3PA	FT-FTA	REB	F	A	TO	BK	ST	PTS
Chambers, f	22	0-2	0-1	0-0	4	3	6	2	0	1	0
Gathings, f	34	8-16	0-2	3-4	7	4	0	3	1	5	19
Echenique, c	31	5-12	0-0	11-12	8	4	1	4	0	1	21
Allen, g	25	4-4	1-1	0-0	1	5	1	2	0	2	9
White, g	33	8-17	3-7	1-4	4	3	2	0	1	4	20
Palacios	18	2-3	1-2	1-2	1	3	2	1	0	1	6
Meeks	18	2-5	0-1	0-0	2	4	1	0	0	0	4
Quick	5	0-2	0-1	2-2	0	0	0	2	0	1	2
Konare	4	0-1	0-0	0-0	1	1	0	1	0	0	0
Halsch	2	0-1	0-0	0-0	0	1	0	0	0	0	0
Hillman	8	2-3	0-0	2-3	2	1	0	2	0	2	6
Team		(47.0%)	(33.3%)	(74.1%)	+3						
<b>Totals</b>	<b>200</b>	<b>31-66</b>	<b>5-15</b>	<b>20-27</b>	<b>33</b>	<b>29</b>	<b>13</b>	<b>17</b>	<b>2</b>	<b>17</b>	<b>87</b>

Officials: John Corio, Tim Nestor, Sean Wright. Technical Fouls: Gathings. Deadball Rebounds: Furman 3, High Point 2.

**GAME 10** Bethune-Cookman  
December 29, 2003  
Greenville, S.C.  
Attendance: 1,142

Furman	23	39	—	62
Bethune-Cookman	27	22	—	49

FURMAN (62)...6-4

	MIN	FG-FGA	3P-3PA	FT-FTA	REB	F	A	TO	BK	ST	PTS
Ndoye, f	30	5-12	1-3	0-0	6	0	1	4	0	0	11
Sanders, f	32	3-3	0-0	4-6	4	1	1	1	0	0	10
Pojatina, f	15	0-3	0-0	1-2	2	0	1	0	2	0	1
Carter, g	32	3-9	3-5	2-2	9	2	3	0	0	2	11
Bostain, g	20	3-7	0-3	1-2	1	0	1	3	0	1	7
Diagne	18	2-4	0-0	2-4	3	4	1	2	0	1	7
Webb	18	0-6	0-4	2-2	3	0	2	1	0	0	2
Earle	27	0-1	0-1	0-0	1	0	0	0	0	0	0
Punch	1	0-0	0-0	0-0	0	0	0	0	0	0	0
Prowell	21	4-6	0-0	6-6	8	3	1	5	1	1	14
Price	+0	0-0	0-0	0-0	0	0	0	0	0	0	0
Team		(39.2%)	(25.0%)	(75.0%)	+2			1			
<b>Totals</b>	<b>200</b>	<b>20-51</b>	<b>4-16</b>	<b>18-24</b>	<b>39</b>	<b>10</b>	<b>11</b>	<b>17</b>	<b>3</b>	<b>5</b>	<b>62</b>

BETHUNE-COOKMAN (49)...0-7

	MIN	FG-FGA	3P-3PA	FT-FTA	REB	F	A	TO	BK	ST	PTS
Ba, f	30	1-8	0-0	0-0	9	1	4	0	0	1	2
Williams, f	25	1-3	0-0	1-2	6	5	0	3	0	3	3
Taylor, g	27	3-7	2-4	0-0	3	1	0	1	0	0	8
Carter, g	28	4-13	0-1	1-1	3	4	3	5	1	1	9
Picard, g	26	1-5	0-4	0-0	2	1	2	6	0	2	2
Frink	15	2-7	1-5	1-2	1	2	0	1	0	0	6
Calyton	22	2-9	1-5	0-0	4	3	0	1	0	1	5
Larmond	27	5-6	3-4	1-1	4	1	0	1	0	3	14
Team		(32.8%)	(30.4%)	(66.7%)	+3						
<b>Totals</b>	<b>200</b>	<b>19-58</b>	<b>7-23</b>	<b>4-6</b>	<b>35</b>	<b>18</b>	<b>9</b>	<b>18</b>	<b>1</b>	<b>11</b>	<b>49</b>

Officials: Ted Valentine, Doug Simons, William Covington. Technical Fouls: None. Deadball Rebounds: Furman 2, Furman 2.

**GAME 11** Lipscomb  
December 30, 2003  
Greenville, S.C.  
Attendance: 1,622

Furman	26	30	—	56
Lipscomb	46	46	—	92

FURMAN (92)...7-4

	MIN	FG-FGA	3P-3PA	FT-FTA	REB	F	A	TO	BK	ST	PTS
Ndoye, f	24	2-5	0-2	3-5	5	1	1	3	1	1	7
Sanders, f	19	2-3	1-1	0-0	4	3	3	1	0	2	5
Pojatina, f	15	3-4	0-0	2-3	4	3	0	0	3	0	8
Carter, g	32	0-3	0-2	1-2	4	1	6	3	0	1	1
Bostain, g	19	5-9	3-4	4-6	6	1	4	0	0	0	17
Diagne	18	5-7	1-2	1-1	5	2	0	0	1	1	12
Webb	21	2-3	1-2	0-0	2	2	9	4	0	2	5
Sperry	2	0-0	0-0	0-0	0	0	0	0	0	0	0
Earle	11	3-3	3-3	0-0	1	2	0	2	0	0	9
Punch	6	0-1	0-1	0-0	3	0	0	0	0	1	0
Carson	4	1-1	0-0	2-2	0	0	0	0	0	0	4
Prowell	19	7-10	4-6	0-0	3	2	1	4	1	1	18
Van De Laar	4	2-2	0-0	0-0	0	0	1	0	0	1	4
Price	6	1-3	0-0	0-0	2	0	0	1	0	0	2
Team		(61.1%)	(56.5%)	(68.4%)	+2						
<b>Totals</b>	<b>200</b>	<b>33-54</b>	<b>13-23</b>	<b>13-19</b>	<b>41</b>	<b>17</b>	<b>25</b>	<b>18</b>	<b>6</b>	<b>10</b>	<b>92</b>

LIPSCOMB (56)...2-7

	MIN	FG-FGA	3P-3PA	FT-FTA	REB	F	A	TO	BK	ST	PTS
Hacker, f	16	1-6	0-0	2-2	7	3	0	1	1	0	4
Hartman, f	22	3-6	0-0	3-6	6	2	1	1	0	1	9
Fisk, c	28	6-15	1-2	3-5	2	4	2	4	0	2	16
Poindexter, g	28	1-10	0-4	0-0	1	0	2	1	0	0	2
Jackson, g	21	0-3	0-1	0-2	1	2	1	1	0	0	0
Robinson	7	0-0	0-0	0-0	3	2	1	1	0	0	0
King	12	0-0	0-0	0-0	2	0	0	1	0	0	0
Bolt	9	2-6	1-5	0-0	1	1	1	0	0	1	5
Hankins	18	4-7	2-5	0-0	1	2	0	1	0	2	10
Mays	5	0-0	0-0	0-0	0	0	0	0	0	0	0
Jarboe	27	3-9	0-3	2-2	0	0	2	1	0	3	8
Jenney	7	0-0	0-0	2-4	1	2	1	1	0	0	2
Team		(32.3%)	(20.0%)	(57.1%)	+3						
<b>Totals</b>	<b>200</b>	<b>20-62</b>	<b>4-20</b>	<b>12-21</b>	<b>28</b>	<b>18</b>	<b>11</b>	<b>13</b>	<b>1</b>	<b>9</b>	<b>56</b>

Officials: Gary Wall, Greg Fogleman, Michael Drummond. Technical Fouls: None. Deadball Rebounds: Lipscomb 6, Furman 3.

**GAME 12** East Tennessee State  
January 5, 2004  
Greenville, S.C.  
Attendance: 2,261

Furman	29	39	—	68
East Tennessee State	28	41	—	69

FURMAN (68)...7-5, 0-2 SoCon

	MIN	FG-FGA	3P-3PA	FT-FTA	REB	F	A	TO	BK	ST	PTS
Ndoye, f	34	5-12	1-4	0-0	6	1	3	0	0	1	11
Sanders, f	27	2-3	0-1	6-6	11	3	4	2	1	0	10
Pojatina, c	20	2-5	0-0	1-4	4	2	2	1	1	0	5
Carter, g	33	4-9	2-3	2-3	6	1	3	7	0	4	12
Bostain, g	28	3-10	1-4	2-2	3	0	1	4	0	2	9
Diagne	14	3-6	0-0	0-0	1	4	0	2	2	0	6
Webb	19	2-5	1-3	2-2	0	1	2	3	0	1	7
Earle	4	0-1	0-1	0-0	0	0	0	0	0	0	0
Prowell	21	4-7	0-2	0-0	4	3	0	3	0	1	8
Team		(43.1%)	(27.8%)	(76.5%)	+3						
<b>Totals</b>	<b>200</b>	<b>25-58</b>	<b>5-18</b>	<b>13-17</b>	<b>38</b>	<b>15</b>	<b>15</b>	<b>22</b>	<b>4</b>	<b>9</b>	<b>68</b>

EAST TENNESSEE STATE (69)...9-4, 2-0 SoCon

	MIN	FG-FGA	3P-3PA	FT-FTA	REB	F	A	TO	BK	ST	PTS
Fields, f	38	5-12	1-2	1-2	11	4	3	3	0	3	12
Wadood, f	30	7-16	0-0	6-9	8	4	0	6	1	3	20
Rhoda, g	30	1-7	0-0	2-2	2	2	2	2	0	0	4
Smith, g	38	10-15	2-4	0-0	4	3	2	5	0	3	22
Anthony, g	30	2-6	1-5	0-0	7	4	4	1	0	1	5
Oatman	8	0-3	0-1	0-0	0	2	2	0	0	1	0
Scott	7	0-0	0-0	0-0	0	0	0	1	0	2	0
Strong	7	1-2	1-1	0-0	0	1	0	0	0	0	3
Nuckles	12	1-3	1-1	0-2	1	1	0	0	1	0	3
Team		(42.2%)	(42.9%)	(60.0%)	+4						
<b>Totals</b>	<b>200</b>	<b>27-64</b>	<b>6-14</b>	<b>9-15</b>	<b>37</b>	<b>21</b>	<b>13</b>	<b>18</b>	<b>2</b>	<b>13</b>	<b>69</b>

Officials: Tony Greene, Karl Hess, Mike Eades. Technical Fouls: None. Deadball Rebounds: East Tennessee State 4, Furman 1.

**GAME 13** College of Charleston  
January 10, 2004  
Charleston, S.C.  
Attendance: 3,468

Furman	29	36	—	65
College of Charleston	35	35	—	70

**FURMAN (65)...7-6, 0-3 SoCon**

	MIN	FG-FGA	3P-3PA	FT-FTA	REB	F	A	TO	BK	ST	PTS
Ndoye, f	23	1-6	0-0	0-0	0	3	0	3	2	0	2
Sanders, f	35	4-6	0-0	3-3	9	2	1	1	0	2	11
Pojatina, c	14	3-5	0-0	0-0	2	2	1	1	0	0	6
Carter, g	36	2-6	2-4	3-6	4	5	1	4	0	1	9
Bostain, g	23	5-13	0-3	3-3	4	1	3	0	1	2	13
Diagne	22	6-14	0-1	0-0	5	4	0	1	0	2	12
Webb	20	1-3	0-2	2-2	1	2	6	3	0	1	4
Carson	1	0-0	0-0	0-0	0	1	0	0	0	0	0
Prowell	25	2-9	0-2	4-4	6	5	0	0	0	1	8
Price	1	0-0	0-0	0-0	0	0	0	0	0	0	0
Team		(38.7%)	(16.7%)	(83.3%)	+5						
Totals	200	24-62	2-12	15-18	36	25	12	13	3	9	65

**COLLEGE OF CHARLESTON (70)...11-2, 3-0 SoCon**

	MIN	FG-FGA	3P-3PA	FT-FTA	REB	F	A	TO	BK	ST	PTS
Mobley, f	34	5-13	4-8	2-2	3	3	0	3	0	1	16
Benton, c	32	3-5	0-0	5-8	10	3	0	3	3	1	11
Mitchell, g	29	6-10	3-7	0-0	4	2	5	2	0	1	15
Swain, g	12	2-3	2-3	0-0	3	2	0	0	0	0	6
S. Jackson, g	24	1-5	0-2	2-5	1	1	3	5	1	1	4
Hollis	14	1-1	0-0	4-4	2	0	0	2	0	1	6
Draper	29	0-3	0-2	2-4	3	3	3	1	1	2	2
B. Jackson	8	2-2	0-0	1-3	1	3	0	3	0	1	5
Weurding	18	0-1	0-0	5-6	6	2	0	0	0	1	5
Team		(46.5%)	(40.9%)	(65.6%)	+1						
Totals	200	20-43	9-22	21-32	34	19	11	19	5	9	70

**Officials:** Zelton Steed, John Corio, Sean Casady. **Technical Fouls:** None. **Deadball Rebounds:** College of Charleston 4, Furman 1.

**GAME 14** Erskine  
January 13, 2004  
Greenville, S.C.  
Attendance: 1,813

Furman	49	40	—	89
Erskine	26	25	—	51

**FURMAN (89)...8-6**

	MIN	FG-FGA	3P-3PA	FT-FTA	REB	F	A	TO	BK	ST	PTS
Ndoye, f	21	1-6	1-2	0-0	5	1	2	0	1	0	3
Sanders, f	21	1-3	1-2	4-6	4	3	1	2	0	1	7
Pojatina, c	15	3-3	0-0	1-3	6	3	0	2	1	0	7
Carter, g	24	2-6	1-3	0-0	1	1	3	1	0	2	5
Bostain, g	20	5-10	0-2	3-3	5	2	1	2	0	1	13
Diagne	18	5-7	0-2	3-3	4	2	1	2	0	1	13
Webb	24	4-9	3-5	0-0	1	1	3	0	0	3	11
Sperry	3	0-0	0-0	0-2	2	2	0	1	0	0	0
Punch	9	1-2	1-2	2-3	1	0	1	0	0	0	5
Carson	14	2-4	1-3	0-0	2	1	3	1	0	2	5
Prowell	21	6-7	1-2	3-5	9	3	0	1	5	1	16
Van De Laar	4	0-0	0-0	0-0	0	0	2	0	0	0	0
Price	6	2-2	0-0	0-0	1	1	1	0	0	0	4
Team		(54.2%)	(39.1%)	(64.0%)	+5						
Totals	200	32-59	9-23	16-25	44	20	18	12	7	11	89

**ERSKINE (51)...4-4**

	MIN	FG-FGA	3P-3PA	FT-FTA	REB	F	A	TO	BK	ST	PTS
Williams, f	12	1-3	0-0	0-0	1	5	2	0	0	1	2
Mayo, f	30	5-9	1-2	0-0	1	2	3	5	1	1	11
Isom, g	31	4-16	2-5	4-7	1	0	1	1	0	1	14
Odum, g	27	3-6	3-6	0-0	5	4	1	5	0	0	9
Parker, g	33	4-6	2-3	1-3	2	4	2	4	0	1	11
Waring	9	0-2	0-1	0-0	3	0	0	2	0	0	0
Brock	15	0-2	0-2	0-0	0	2	0	1	0	0	0
Winecoff	3	0-0	0-0	0-0	0	0	0	0	0	0	0
Wallace	+0	0-0	0-0	0-0	0	0	0	0	0	0	0
White	9	0-3	0-0	0-0	1	1	0	0	0	0	0
Gibadlo	4	2-2	0-0	0-1	3	1	0	0	0	1	4
Sibankulu	12	0-1	0-0	0-2	3	0	1	0	0	0	0
Team		(36.5%)	(40.0%)	(33.3%)	+5						
Totals	200	20-43	9-22	21-32	34	19	11	19	5	9	70

**Officials:** Charles Bridwell, Bruce Bell, Tony Whisnant. **Technical Fouls:** None. **Deadball Rebounds:** Furman 4, Erskine 4.

**GAME 15** Georgia Southern  
January 17, 2004  
Greenville, S.C.  
Attendance: 2,121

Furman	32	35	—	67
Georgia Southern	30	41	—	71

**FURMAN (67)...8-7, 0-4 SoCon**

	MIN	FG-FGA	3P-3PA	FT-FTA	REB	F	A	TO	BK	ST	PTS
Ndoye, f	32	6-10	1-3	2-2	5	2	3	0	1	1	15
Sanders, f	32	0-4	0-1	0-0	2	0	2	2	0	1	0
Pojatina, c	7	1-2	0-0	0-0	1	2	1	2	1	0	2
Carter, g	29	5-7	0-1	3-7	5	3	3	4	0	4	13
Bostain, g	27	4-9	1-4	1-1	6	0	3	2	0	1	10
Diagne	20	5-10	0-0	0-0	5	3	0	1	1	0	10
Webb	23	3-6	2-4	0-0	1	1	1	5	0	0	8
Carson	+0	0-0	0-0	0-0	0	0	0	0	0	0	0
Prowell	30	4-9	0-2	1-2	5	2	2	2	1	0	9
Price	+0	0-0	0-0	0-0	0	0	0	0	0	0	0
Team		(49.1%)	(26.7%)	(58.3%)	+3						
Totals	200	28-47	4-15	7-12	33	13	15	18	4	7	67

**GEORGIA SOUTHERN (71)...12-3, 3-1 SoCon**

	MIN	FG-FGA	3P-3PA	FT-FTA	REB	F	A	TO	BK	ST	PTS
Olivier, f	13	1-3	0-0	0-0	1	0	1	1	0	0	2
Bennett, f	30	6-7	0-0	2-2	3	4	1	1	0	0	14
Nesbit, g	34	4-14	2-8	4-5	7	2	6	2	0	2	14
Williams, g	28	2-7	1-6	0-0	1	2	5	2	0	3	5
Fleming, g	21	2-8	0-2	0-0	7	0	2	3	0	1	4
Gennie	7	1-2	0-0	0-0	0	0	1	1	0	0	2
Mobley	12	0-2	0-1	0-0	0	1	1	1	0	1	0
Gibson	18	5-8	4-6	0-0	3	3	0	1	0	1	14
Francois	23	7-10	0-0	2-2	6	3	0	1	0	0	16
Byams	14	0-2	0-0	0-2	3	2	2	0	0	0	0
Team		(44.4%)	(30.4%)	(72.7%)	+4						
Totals	200	28-63	7-23	8-11	35	17	19	13	0	8	71

**Officials:** Doug Sirmons, Rick Ridenhour, Antonio Petty. **Technical Fouls:** None. **Deadball Rebounds:** Georgia Southern 2, Furman 2.

**GAME 16** The Citadel  
January 19, 2004  
Charleston, S.C.  
Attendance: 1,190

Furman	35	41	—	76
The Citadel	31	30	—	61

**FURMAN (76)...9-7, 1-4 SoCon**

	MIN	FG-FGA	3P-3PA	FT-FTA	REB	F	A	TO	BK	ST	PTS
Ndoye, f	31	9-13	6-8	3-4	2	3	1	1	0	1	27
Sanders, f	27	2-4	0-2	4-6	11	2	4	0	2	1	8
Pojatina, c	7	0-1	0-0	0-0	0	4	0	0	1	0	0
Carter, g	32	5-8	1-2	4-5	7	0	2	1	0	3	15
Bostain, g	25	2-5	0-2	2-4	3	2	5	2	0	3	6
Diagne	25	5-8	0-0	0-2	4	1	0	1	0	3	10
Webb	25	2-8	1-4	5-6	3	2	1	4	0	2	10
Punch	1	0-0	0-0	0-0	0	0	0	0	0	0	0
Carson	4	0-2	0-2	0-0	0	0	0	0	0	0	0
Prowell	20	0-3	0-2	0-3	4	2	0	2	0	1	0
Price	3	0-0	0-0	0-0	0	0	0	0	0	0	0
Team		(48.1%)	(36.4%)	(60.0%)	+2						
Totals	200	25-52	8-22	18-30	36	16	13	12	3	14	76

**THE CITADEL (61)...4-12, 0-5 SoCon**

	MIN	FG-FGA	3P-3PA	FT-FTA	REB	F	A	TO	BK	ST	PTS
Everhart, f	36	3-7	0-0	3-4	7	0	2	2	0	0	9
Mombollet, f	38	5-8	1-2	6-6	1	4	1	0	0	2	17
Davis, f	30	0-4	0-3	0-0	5	5	2	4	1	1	0
Terry, g	30	4-15	3-8	0-3	4	3	4	3	0	1	11
Hammack, g	26	3-8	0-2	2-2	6	4	2	4	0	0	8
Wilson	25	5-9	4-7	0-0	0	4	0	3	0	2	14
Miller	9	1-3	0-0	0-0	2	2	0	0	0	0	2
Thompson	3	0-0	0-0	0-0	0	0	0	1	0	0	0
Xia	3	0-0	0-0	0-0	1	2	0	1	0	0	0
Team		(38.9%)	(36.4%)	(73.3%)	+8						
Totals	200	21-54	8-22	11-15	34	24	11	19	1	6	61

**Officials:** Donnie Gray, Doug Sirmons. **Technical Fouls:** None. **Deadball Rebounds:** Furman 5, The Citadel 1.

**GAME 17** Wofford  
January 24, 2004  
Greenville, S.C.  
Attendance: 2,564

Furman .....	49	42	—	91
Wofford .....	25	30	—	55

**FURMAN (91)...10-7, 2-4 SoCon**

	MIN	FG-FGA	3P-3PA	FT-FTA	REB	F	A	TO	BK	ST	PTS
Ndoye, f .....	31	11-17	2-3	4-5	6	1	2	1	1	1	28
Sanders, f .....	22	5-7	1-2	0-0	5	2	3	0	0	1	11
Pojatina, c .....	13	2-5	0-0	3-4	3	2	3	0	0	0	7
Carter, g .....	26	3-5	3-3	1-3	2	2	6	0	0	4	10
Bostain, g .....	23	2-2	1-1	3-4	5	1	4	1	0	1	8
Diagne .....	21	2-5	0-1	2-2	5	3	0	2	0	2	6
Webb .....	27	3-7	1-3	2-4	1	1	4	4	0	2	9
Sperry .....	2	0-0	0-0	0-0	0	1	0	0	0	1	0
Punch .....	16	2-4	1-2	0-1	2	3	1	1	0	3	5
Carson .....	7	1-3	0-2	2-2	0	0	1	2	0	0	4
Van De Laar .....	4	0-0	0-0	1-2	1	1	0	0	0	0	1
Price .....	8	1-3	0-0	0-0	1	3	0	1	0	1	2
Team .....		(55.2%) (52.9%) (66.7%)	+6								
<b>Totals .....</b>	<b>200</b>	<b>32-58</b>	<b>9-17</b>	<b>18-27</b>	<b>37</b>	<b>20</b>	<b>24</b>	<b>12</b>	<b>1</b>	<b>16</b>	<b>91</b>

**WOFFORD (55)...6-11, 2-4 SoCon**

	MIN	FG-FGA	3P-3PA	FT-FTA	REB	F	A	TO	BK	ST	PTS
Wikerson, f .....	23	3-5	0-2	1-2	7	3	0	3	0	0	7
Berg, f .....	22	6-10	0-1	2-5	6	0	0	3	0	0	14
Eaton, g .....	23	0-4	0-2	0-0	2	3	0	1	0	0	0
Fields, g .....	12	1-3	0-0	0-1	0	1	1	2	0	3	2
Marshall, g .....	24	2-4	1-3	0-0	0	3	0	3	1	0	5
Ingram .....	12	0-1	0-1	0-0	1	1	0	0	0	0	0
Borders .....	11	1-4	0-1	0-0	1	3	2	5	0	0	2
Sheehan .....	6	1-2	1-2	0-0	0	0	0	1	0	0	3
Tarr .....	11	0-0	0-0	0-0	2	1	0	0	0	0	0
Taylor .....	16	4-5	1-2	1-5	2	0	2	2	2	0	10
Belton .....	16	0-1	0-1	2-2	0	1	3	1	0	0	2
Daniels .....	18	2-5	2-4	0-0	3	4	1	4	1	1	6
Team .....		(46.7%) (26.3%) (42.1%)	+3								
<b>Totals .....</b>	<b>200</b>	<b>21-45</b>	<b>5-19</b>	<b>8-19</b>	<b>28</b>	<b>23</b>	<b>9</b>	<b>25</b>	<b>4</b>	<b>4</b>	<b>55</b>

Officials: Allan Hawkins, William Cheek, Jerry Hill. Technical Fouls: None. Deadball Rebounds: Furman 3, Wofford 2.

**GAME 18** Chattanooga  
January 26, 2004  
Greenville, S.C.  
Attendance: 1,413

Furman .....	33	35	—	68
Chattanooga .....	31	46	—	77

**FURMAN (68)...10-8, 2-5 SoCon**

	MIN	FG-FGA	3P-3PA	FT-FTA	REB	F	A	TO	BK	ST	PTS
Ndoye, f .....	28	2-8	1-6	3-4	2	4	0	1	1	0	8
Sanders, f .....	34	2-6	0-1	2-3	9	2	4	1	0	1	6
Pojatina, c .....	18	2-7	0-0	0-0	6	2	2	3	4	0	4
Carter, g .....	26	4-7	2-4	0-0	7	2	2	4	0	1	10
Bostain, g .....	28	3-11	0-4	4-5	5	2	2	1	0	2	10
Diagne .....	18	1-6	0-1	2-2	4	2	1	0	0	0	4
Webb .....	26	4-11	3-9	0-0	4	2	3	5	0	0	11
Earle .....	10	4-8	2-5	0-0	3	2	0	2	0	0	10
Punch .....	12	1-2	0-1	3-4	3	0	1	1	0	0	5
Price .....	+0	0-1	0-0	0-0	0	0	0	0	0	0	0
Team .....		(34.3%) (25.8%) (77.8%)	+5								
<b>Totals .....</b>	<b>200</b>	<b>23-67</b>	<b>8-31</b>	<b>14-18</b>	<b>48</b>	<b>18</b>	<b>15</b>	<b>18</b>	<b>5</b>	<b>4</b>	<b>68</b>

**CHATTANOOGA (77)...12-7, 5-3 SoCon**

	MIN	FG-FGA	3P-3PA	FT-FTA	REB	F	A	TO	BK	ST	PTS
Champion, f .....	37	6-14	2-3	6-6	10	2	1	1	0	3	20
Katelynas, f .....	14	2-3	0-0	0-0	3	1	0	0	0	2	4
Brown, f .....	21	2-7	1-4	0-0	4	3	0	0	1	2	5
Trowell, g .....	35	5-9	0-2	4-5	2	5	6	2	0	0	14
Rogan, g .....	31	5-13	0-2	1-4	4	0	1	3	0	3	11
Pugh .....	26	6-14	1-3	3-4	8	1	1	1	2	2	16
Richardson .....	12	2-3	1-2	0-0	1	1	0	1	0	0	5
Matthews .....	15	1-3	0-0	0-0	3	2	2	1	0	0	2
Long .....	5	0-0	0-0	0-0	0	0	0	0	0	0	0
Walton .....	+0	0-0	0-0	0-0	0	0	0	0	0	0	0
Anderson .....	4	0-0	0-0	0-0	1	2	0	0	0	0	2
Team .....		(43.9%) (31.3%) (87.5%)	+3								
<b>Totals .....</b>	<b>200</b>	<b>29-66</b>	<b>5-16</b>	<b>14-16</b>	<b>39</b>	<b>17</b>	<b>11</b>	<b>9</b>	<b>3</b>	<b>12</b>	<b>77</b>

Officials: Sean Hull, Orlando Poole, Tony Greene. Technical Fouls: None. Deadball Rebounds: Furman 0, Chattanooga 0

**GAME 19** Appalachian State  
January 31, 2004  
Greenville, S.C.  
Attendance: 2,582

Furman .....	46	39	—	85
Appalachian State .....	23	51	—	74

**FURMAN (85)...11-8, 3-5 SoCon**

	MIN	FG-FGA	3P-3PA	FT-FTA	REB	F	A	TO	BK	ST	PTS
Ndoye, f .....	32	4-8	2-5	2-2	7	3	3	5	0	0	12
Sanders, f .....	27	3-6	2-3	1-3	6	3	2	1	0	0	9
Pojatina, c .....	20	2-3	0-0	0-0	5	1	0	2	3	0	4
Carter, g .....	33	6-12	2-5	6-8	1	2	4	3	0	1	20
Bostain, g .....	29	3-9	0-0	10-11	5	2	4	3	0	3	16
Diagne .....	24	2-4	0-0	5-6	9	1	1	4	1	0	9
Webb .....	12	2-3	2-3	0-0	1	4	3	3	0	1	6
Earle .....	14	3-5	1-3	0-0	3	1	0	2	0	1	7
Punch .....	9	1-2	0-1	0-0	2	1	0	0	0	0	2
Team .....		(50.0%) (45.0%) (80.0%)	+3								
<b>Totals .....</b>	<b>200</b>	<b>26-52</b>	<b>9-20</b>	<b>24-30</b>	<b>42</b>	<b>18</b>	<b>17</b>	<b>23</b>	<b>4</b>	<b>6</b>	<b>85</b>

**APPALACHIAN STATE (74)...8-13, 3-5 SoCon**

	MIN	FG-FGA	3P-3PA	FT-FTA	REB	F	A	TO	BK	ST	PTS
Mitchell, f .....	26	2-5	0-0	3-4	4	3	0	1	0	0	7
H. Jones, f .....	17	7-10	0-0	0-0	7	1	0	0	1	0	14
McFarland, f .....	22	5-14	0-2	1-1	1	2	0	1	0	3	11
Davis, g .....	23	4-12	2-6	2-2	5	3	3	6	0	1	12
Brown, g .....	12	1-4	0-1	0-0	0	2	0	0	0	2	2
Scott .....	16	2-2	0-0	1-1	1	1	0	1	0	0	5
Smith .....	13	1-2	0-0	0-1	5	3	0	1	0	0	2
Cranford .....	8	1-2	1-2	0-0	2	0	1	1	0	0	3
Thompson .....	20	3-7	0-4	1-1	1	1	3	2	0	5	7
M. Jones .....	27	5-11	1-6	0-0	0	3	1	1	0	1	11
Thomas .....	7	0-2	0-0	0-0	2	1	0	0	0	0	0
Deas .....	9	0-1	0-0	0-0	1	4	0	1	0	0	0
Team .....		(43.1%) (19.0%) (80.0%)	+3								
<b>Totals .....</b>	<b>200</b>	<b>31-72</b>	<b>4-21</b>	<b>8-10</b>	<b>32</b>	<b>24</b>	<b>8</b>	<b>15</b>	<b>1</b>	<b>13</b>	<b>74</b>

Officials: Gary Wall, Raymond Styons, Dave Davis. Technical Fouls: None. Deadball Rebounds: Appalachian State 1, Furman 0

**GAME 20** Elon  
February 2, 2004  
Elon, N.C.  
Attendance: 917

Furman .....	33	27	—	60
Elon .....	38	29	—	67

**FURMAN (60)...11-9, 3-6 SoCon**

	MIN	FG-FGA	3P-3PA	FT-FTA	REB	F	A	TO	BK	ST	PTS
Ndoye, f .....	30	5-15	1-5	1-4	8	3	0	0	0	0	12
Sanders, f .....	33	3-3	0-0	2-2	2	1	1	3	0	0	8
Pojatina, c .....	14	0-1	0-0	0-0	0	3	1	0	0	0	0
Carter, g .....	34	2-7	1-4	4-4	4	2	1	2	0	3	9
Bostain, g .....	27	5-9	1-3	2-4	3	1	5	1	0	1	13
Diagne .....	22	4-6	0-1	0-0	3	1	0	3	0	2	8
Webb .....	26	3-7	3-5	0-0	2	2	2	0	0	1	9
Earle .....	10	0-3	0-2	1-2	0	2	1	1	0	0	2
Punch .....	4	0-0	0-0	0-1	0	0	1	0	0	0	0
Team .....		(43.1%) (30.0%) (58.8%)	+3								
<b>Totals .....</b>	<b>200</b>	<b>22-51</b>	<b>6-20</b>	<b>10-17</b>	<b>25</b>	<b>15</b>	<b>12</b>	<b>9</b>	<b>0</b>	<b>7</b>	<b>60</b>

**ELON (67)...8-13, 4-5 SoCon**

	MIN	FG-FGA	3P-3PA	FT-FTA	REB	F	A	TO	BK	ST	PTS
Kirby, f .....	19	3-3	0-0	0-1	6	1	0	0	0	0	6
Atoyebi, f .....	31	3-8	0-0	5-6	6	4	0	2	0	0	11
Rice, g .....	35	8-10	4-4	0-0	3	3	2	1	0	1	20
Nowlin, g .....	18	1-3	1-2	4-4	4	4	1	0	1	0	7
Harvin, g .....	31	2-7	0-3	0-0	3	0	2	2	1	2	4
Watson .....	18	2-3	0-0	1-2	2	2	6	3	0	0	5
Gamble .....	10	1-1	0-0	2-2	2	2	0	2	0	0	4
Jones .....	17	2-5	0-0	0-0	1	1	2	3	0	0	4
Chalko .....	21	3-6	0-2	0-0	1	1	0	0	0	0	6
Team .....		(54.3%) (45.5%) (80.0%)	+4								
<b>Totals .....</b>	<b>200</b>	<b>25-46</b>	<b>5-11</b>	<b>12-15</b>	<b>32</b>	<b>18</b>	<b>13</b>	<b>13</b>	<b>2</b>	<b>3</b>	<b>67</b>

Officials: Zelton Steed, Jamie Luckie, Tim Nestor. Technical Fouls: None. Deadball Rebounds: Furman 3, Elon 1.

**GAME 21** Georgia Southern  
February 7, 2004  
Statesboro, Ga.  
Attendance: 3,242

Furman .....	33	44	—	77
Georgia Southern .....	37	35	—	72

FURMAN (77)...12-9, 4-6 SoCon

	MIN	FG-FGA	3P-3PA	FT-FTA	REB	F	A	TO	BK	ST	PTS
Ndoye, f .....	34	9-14	3-4	5-6	4	2	1	5	0	3	26
Sanders, f .....	28	2-6	0-2	1-2	6	3	6	0	1	0	5
Pojatina, c .....	10	0-1	0-0	1-2	1	4	1	1	0	0	1
Carter, g .....	32	4-7	0-1	4-5	6	5	2	5	0	4	12
Bostain, g .....	25	3-8	0-1	5-6	4	3	1	3	1	3	11
Diagne .....	22	3-6	0-0	1-2	6	3	0	2	1	0	7
Webb .....	22	2-3	2-3	2-2	4	1	2	2	0	2	8
Earle .....	3	0-0	0-0	0-0	0	1	0	1	0	0	0
Prowell .....	24	2-6	1-3	2-4	5	2	0	0	1	0	7
Team .....		(49.0%)	(42.9%)	(72.4%)	+5						
<b>Totals .....</b>	<b>200</b>	<b>25-51</b>	<b>6-14</b>	<b>21-29</b>	<b>41</b>	<b>24</b>	<b>13</b>	<b>19</b>	<b>4</b>	<b>12</b>	<b>77</b>

GEORGIA SOUTHERN (72)...17-4, 9-1 SoCon

	MIN	FG-FGA	3P-3PA	FT-FTA	REB	F	A	TO	BK	ST	PTS
Olivier, f .....	17	3-5	0-0	3-4	4	3	1	1	2	0	9
Bennett, f .....	27	9-10	0-0	4-9	11	3	0	2	0	2	22
Nesbitt, f .....	33	5-19	4-11	2-2	4	3	2	1	0	2	16
Williams, g .....	31	2-10	2-8	1-2	5	3	9	4	0	1	7
Fleming, g .....	20	3-8	0-2	0-1	4	2	2	3	2	1	6
Gennie .....	5	1-2	0-1	0-0	0	0	0	0	0	1	5
Mobley .....	13	1-1	0-0	0-0	0	2	0	2	0	1	2
Gibson .....	18	0-6	0-4	1-2	2	3	0	1	0	0	1
Francois .....	28	2-9	0-0	3-4	10	2	0	1	0	3	7
Byams .....	8	0-1	0-0	0-0	1	2	0	1	0	0	0
Team .....		(36.6%)	(23.1%)	(58.3%)	+2						
<b>Totals .....</b>	<b>200</b>	<b>26-71</b>	<b>6-26</b>	<b>14-24</b>	<b>43</b>	<b>23</b>	<b>14</b>	<b>16</b>	<b>4</b>	<b>11</b>	<b>72</b>

Officials: Carlos Reyes, Brian Forte, Charles Bridwell. Technical Fouls: None. Deadball Rebounds: Furman 3, Ga. Southern 2.

**GAME 23** Wofford  
February 14, 2004  
Spartanburg, S.C.  
Attendance: 2,874

Furman .....	35	42	—	77
Wofford .....	34	39	—	73

FURMAN (77)...13-10, 5-7 SoCon

	MIN	FG-FGA	3P-3PA	FT-FTA	REB	F	A	TO	BK	ST	PTS
Ndoye, f .....	37	8-12	3-4	6-8	5	3	4	3	0	3	25
Sanders, f .....	19	1-2	0-0	2-3	7	4	1	2	0	1	4
Pojatina, c .....	18	2-4	0-0	0-2	3	5	1	1	2	1	4
Carter, g .....	30	2-6	0-1	7-9	2	3	6	2	0	0	11
Bostain, g .....	28	1-5	0-1	4-4	4	1	0	1	0	0	6
Diagne .....	10	3-3	1-1	0-0	0	3	0	2	0	0	7
Webb .....	27	2-6	2-4	0-0	4	0	2	3	0	0	6
Earle .....	8	0-0	0-0	0-0	1	1	0	1	0	0	0
Prowell .....	23	6-10	0-2	20-2	2	3	0	2	0	2	14
Team .....		(52.1%)	(46.2%)	(75.0%)	+6						
<b>Totals .....</b>	<b>200</b>	<b>24-64</b>	<b>14-30</b>	<b>11-16</b>	<b>38</b>	<b>20</b>	<b>17</b>	<b>14</b>	<b>6</b>	<b>5</b>	<b>73</b>

WOFFORD (73)...8-16, 4-9 SoCon

	MIN	FG-FGA	3P-3PA	FT-FTA	REB	F	A	TO	BK	ST	PTS
Wilkerson, f .....	23	7-8	0-0	5-8	5	4	2	2	0	0	19
Berg, f .....	24	4-8	0-1	2-5	5	1	2	2	0	2	10
Borders, g .....	16	1-4	0-1	3-4	1	2	2	3	0	2	5
Taylor, g .....	29	2-4	0-2	1-2	0	3	3	3	1	1	5
Fields, g .....	15	1-1	0-0	2-2	3	1	1	1	0	0	4
Stephens .....	10	0-1	0-1	0-1	0	2	1	0	0	0	0
Tarr .....	7	0-2	0-1	0-0	1	1	0	1	0	0	0
Eaton .....	24	4-9	0-2	0-0	2	2	2	1	0	1	8
Marshall .....	25	3-7	1-3	2-2	2	5	0	0	1	3	9
Belton .....	+0	0-0	0-0	0-0	0	0	0	0	0	0	0
Daniels .....	25	4-9	3-6	3-4	7	3	2	0	3	0	13
Ihekweazu .....	2	0-0	0-0	0-0	0	0	0	0	0	0	0
Team .....		(49.1%)	(23.5%)	(63.0%)	+0						
<b>Totals .....</b>	<b>200</b>	<b>26-53</b>	<b>4-17</b>	<b>17-27</b>	<b>26</b>	<b>24</b>	<b>15</b>	<b>14</b>	<b>5</b>	<b>9</b>	<b>73</b>

Officials: Bobby Pennington, Bruce Bell, Charles Bridwell. Technical Fouls: None. Deadball Rebounds: Wofford 4, Furman 3.

**GAME 22** Davidson  
February 10, 2004  
Greenville, S.C.  
Attendance: 2,180

Furman .....	26	47	—	73
Davidson .....	44	39	—	83

FURMAN (73)...12-10, 4-7 SoCon

	MIN	FG-FGA	3P-3PA	FT-FTA	REB	F	A	TO	BK	ST	PTS
Ndoye, f .....	34	7-19	4-10	3-5	8	3	0	1	0	0	21
Sanders, f .....	25	1-2	0-1	0-0	7	1	3	4	2	1	2
Pojatina, c .....	11	0-1	0-0	2-2	1	3	0	1	3	0	2
Carter, g .....	32	0-6	0-1	3-4	3	3	5	1	0	0	3
Bostain, g .....	20	2-8	1-2	2-2	3	1	1	1	0	1	7
Diagne .....	24	4-8	3-4	0-2	9	1	1	1	0	1	11
Webb .....	27	5-9	3-7	0-0	3	1	3	3	0	1	13
Earle .....	7	1-4	1-2	0-0	1	1	0	1	0	0	3
Punch .....	+0	1-1	0-0	0-0	1	0	0	0	0	0	2
Prowell .....	14	3-6	2-3	1-1	2	5	4	1	1	1	9
Price .....	6	0-0	0-0	0-0	0	1	0	0	0	0	0
Team .....		(37.5%)	(46.7%)	(68.8%)	+0						
<b>Totals .....</b>	<b>200</b>	<b>24-64</b>	<b>14-30</b>	<b>11-16</b>	<b>38</b>	<b>20</b>	<b>17</b>	<b>14</b>	<b>6</b>	<b>5</b>	<b>73</b>

DAVIDSON (83)...12-11, 7-5 SoCon

	MIN	FG-FGA	3P-3PA	FT-FTA	REB	F	A	TO	BK	ST	PTS
Booker, f .....	26	1-3	0-0	0-0	3	3	8	3	0	2	2
Grace, f .....	30	2-6	2-3	0-0	6	0	1	0	0	1	6
Kosmalski, c .....	35	5-6	1-1	5-8	13	3	2	1	0	0	16
McKillop, g .....	29	4-10	4-8	2-2	0	2	1	4	0	2	14
Winters, g .....	35	9-17	4-8	5-6	7	2	3	4	0	1	27
Eho .....	1	0-0	0-0	0-0	0	2	0	0	0	0	0
Grant .....	22	2-4	2-2	2-2	5	3	3	4	0	0	8
Summers .....	+0	0-0	0-0	0-0	0	0	0	1	0	0	0
Johnson .....	15	4-7	2-3	0-1	0	3	1	1	0	0	10
Ivory .....	2	0-0	0-0	0-0	0	0	0	0	0	0	0
Blancett .....	5	0-2	0-1	0-0	1	1	0	0	0	0	0
Team .....		(49.1%)	(57.7%)	(73.7%)	+3						
<b>Totals .....</b>	<b>200</b>	<b>27-55</b>	<b>15-26</b>	<b>14-19</b>	<b>38</b>	<b>19</b>	<b>19</b>	<b>18</b>	<b>0</b>	<b>6</b>	<b>83</b>

Officials: Mike Wood, Gary Maxwell, Tony Greene. Technical Fouls: None. Deadball Rebounds: Furman 1, Davidson 1.