



Game 5 — Wednesday, December 3, 2003
Furman Paladins (2-2, 0-0 SoCon) vs. UNC Greensboro Spartans (2-1, 0-0 SoCon)
Fleming Gymnasium (2,320), Greensboro, N.C. 7:00 EST
WCSZ-AM 1070 (Greenville), YahooBroadcast.com



Furman Paladins

	ppg	rpg	Notes
G 3 Tony Carter 6-0 .. 170 .. So..... Burlington, N.C.	8.8	*5.0	8 pts., 9 ast. (career high), 5 stl. (only 1 TO) vs. Minnesota
G 4 Robby Bostain 6-3 .. 185 .. R-Fr. Duluth, Ga.	8.0	5.8	Redshirted in '02-03; lefthander; 15 ast., 8 stl. (only six TOs) in four games
F 5 Maleye Ndoye 6-8 .. 205 .. Sr..... Dakar, Senegal	21.8	5.5	(ma-LAY, n-DOY); tied career high 32 pts. (14x21 FGs), 9 rebs. vs. Minnesota
F 41 Nick Sanders 6-7 .. 215 .. Jr..... Leavenworth, Kan. ..	6.0	6.0	Team's top rebounder; career high 11 pts. vs. Minnesota
C 10 Marijan Pojatina 6-11 205 .. Sr..... Zagreb, Croatia	5.5	4.8	(Mar-E-ahn, POE-yah-ta-nah); 6 pts., 2 blk. vs. Minnesota

Larry Davis (Asbury '78)
 78-103 (7th Year at FU), 78-103 (7th Year Overall), 4-3 vs. UNC Greensboro

**FURMAN-UNC GREENSBORO
 SERIES INFORMATION
 (Furman leads 4-3)**

Wednesday's Furman-UNC Greensboro game will mark the eighth meeting between the Paladins and Spartans in a series Furman leads 4-3. The Paladins topped the Spartans 78-74 in overtime last year in Greenville in the regular season finale for both teams. UNC Greensboro won the series inaugural, 58-56, in Greensboro during the 1997-98 campaign, and the Spartans are 3-0 versus Furman in Greensboro. Furman, meanwhile, owns a 4-0 mark against UNCG in Greenville, including a 77-61 decision in the 2000 SoCon Tournament held at the Bi-Lo Center. The Spartans downed the Paladins 70-67 two years ago in Fleming Gymnasium.

2003-04 SOUTHERN CONFERENCE STANDINGS/SCHEDULE

North Division	Conference	Overall
Appalachian State	1 - 0 1.000	2 - 4 .333
Chattanooga	0 - 0 .000	4 - 1 .800
East Tennessee State	0 - 0 .000	3 - 1 .750
UNC Greensboro	0 - 0 .000	2 - 1 .667
Elon	0 - 0 .000	2 - 3 .400
Western Carolina	0 - 0 .000	1 - 3 .250

South Division	Conference	Overall
Coll. of Charleston	1 - 0 1.000	3 - 1 .750
Georgia Southern	0 - 0 .000	3 - 1 .750
Furman	0 - 0 .000	2 - 2 .500
Wofford	0 - 0 .000	2 - 2 .500
The Citadel	0 - 1 .000	2 - 2 .500
Davidson	0 - 1 .000	1 - 3 .250

Wednesday, December 3

Furman @ UNC Greensboro, 7:00
 Hampton @ Davidson, 7:00
 South Carolina @ The Citadel, 7:15
 George Washington @ Appalachian St., 7:30
 East Tennessee State @ UNC Asheville, 7:45

Thursday, December 4

American @ Elon, 7:00
 Wofford @ Texas, TBA

**2003-04 FURMAN PALADINS
 RESULTS/SCHEDULE
 (2-2, 0-0 SoCon South)**

Date	Opponent	Time
Nov. 22	@ James Madison	L 72-78
Nov. 24	SOUTHERN WESLEYAN	W 77-53
Nov. 26	GREENSBORO COLLEGE	W 74-49
Nov. 30	@ Minnesota	(ot) L 84-91
Dec. 3	@ UNC Greensboro*	7:00
Dec. 6	@ Northern Iowa	2:05
Dec. 14	@ UNC Asheville	2:00
Dec. 17	@ Ohio State (CSS)	8:00
Dec. 20	HIGH POINT	2:30
FURMAN HOLIDAY CLASSIC		
Dec. 29	BETHUNE-COOKMAN	8:00
Dec. 30	Charleston Southern/Lipscomb ..	TBA
Jan. 5	EAST TENNESSEE STATE*	7:00
Jan. 10	@ College of Charleston*	6:00
Jan. 13	ERSKINE	7:00
Jan. 17	GA. SOUTHERN* (FOXSS)	Noon
Jan. 19	@ The Citadel*	7:15
Jan. 24	WOFFORD*	1:00
Jan. 26	CHATTANOOGA*	7:00
Jan. 31	APPALACHIAN STATE* (CSS) ..	4:00
Feb. 2	@ Elon*	7:00
Feb. 7	@ Georgia Southern*	7:30
Feb. 10	DAVIDSON*	7:00
Feb. 14	@ Wofford*	7:00
Feb. 16	@ Western Carolina*	7:00
Feb. 21	THE CITADEL*	4:00
Feb. 25	COLL. OF CHARLESTON* (CSS) ...	7:00
Feb. 28	@ Davidson*	7:00
Mar. 3-6	SoCon Tourney	TBA

(North Charleston, S.C.)

* Southern Conference Game

NOTING THE PALADINS...Furman hits the road Wednesday for the second of five straight road games and tips off its 2003-04 Southern Conference schedule when it takes on UNC Greensboro in Greensboro. The Spartans come into the contest with a 2-1 record, having claimed wins over Campbell (78-66) and Greensboro College (69-41), with the latter coming last Saturday night. Furman defeated Greensboro College 74-49 last Wednesday in Greenville. UNCG opened the season on Nov. 21 with a 71-64 loss at Indiana. The Spartans are paced by senior guard **Jay Joseph** (20.7 ppg). After racking up a pair of wins over Southern Wesleyan (77-53) and Greensboro College (74-49) last week, Furman returned to the NCAA Division I ranks on Sunday and came within a whisker of beating Minnesota before dropping a 91-84 overtime decision to the Gophers in Minneapolis. With the score tied 78-78 in regulation, Furman's **Maleye Ndoye**, who matched a career high with 32 points (14x21 FGs), had two shots to win the game in the final eight seconds of play but couldn't get a 3-pointer or 15-foot jump shot to fall. In overtime, the Gophers took an 80-78 lead following a steal and layup by **Adam Boone** with 3:50 to go and later put the game away at the free throw line. The overtime setback was the first extra period affair for Furman since the Paladins, behind Karim Souchu's 31 points, needed overtime to turn back UNC Greensboro 78-74 last year in Greenville in the regular season finale. The Paladins shot a season high 53.0 percent (35x66) from the field against Minnesota but made only 4-of-19 three-pointers (21.1%). Minnesota, meanwhile, shot 50.8 percent (30x59) from the field and converted 8-of-16 three-point attempts (50.0%). The Gophers were led by **Ben Johnson's** 32 points and **Kris Humphries' 26** points. Freshman forward **Quan Prowell** continued his strong early season play with 15 points, and junior forward **Nick Sanders** tallied a career high 11 points, including his first career three-pointer that gave Furman a 76-74 lead with 1:02 left in regulation. Ndoye's 32-point performance matched his previous career best 32-point outing in the Paladins' 78-72 season opening loss at James Madison on Nov. 22. His 14 field goals made, 21 attempts, and 38 minutes of play against Minnesota also represented new career highs. His 21.8 ppg average through four games ranks second in the Southern Conference behind Western Carolina's **Kevin Martin** (30.0 ppg). Ndoye also tops Furman three-point shooters (38.9 percent, 7x18). This past summer Ndoye helped his native Senegal to a fourth place finish in the African Championships, including a 27-point performance in a 92-77 win over Morocco. Through four games, 39.7 percent of Furman's offense has come from its freshman class, which also currently boasts two of the Paladins' top three scorers: **Quan Prowell** (11.5 ppg) and **Eric Webb** (10.5 ppg). Of the 13 active players in Furman's program, nine count a year or less of collegiate experience, and five are freshmen. Sophomore guard **Tony Carter** turned in a very productive game against Minnesota, scoring eight points and totaling career high marks in assists (9) and steals (5) with only one turnover in 38 minutes of action. He currently leads Furman in assists (20) and steals (13). Redshirt freshman wing guard **Robby Bostain** has shown solid all-around play in the early going, contributing 8.0 points and 5.8 rebounds per game while also totaling 15 assists, eight steals, and only six turnovers (+2.5 assist/turnover ratio). Senior center **Marijan Pojatina's** 84 blocks rank him sixth on Furman's career charts, which only go back to the 1977-78 season.

Furman announced the signing of 6-foot-2 wing guard **Jadee Jones** from Apple Valley, Minn., in November. As a junior at DeLaSalle (Minn.) High School, he averaged 18.0 ppg, shot 45.0 percent from 3-point range, and earned all-state honors. This year he is attending Hopkins High School in Minneapolis. Last year's 8-8 Southern Conference South Division mark represented the program's first .500 conference campaign since the 1991-92 season (9-5) and first non-losing league record since the SoCon went to divisional play in 1994-95. Furman's biggest win a year ago was an 84-71 triumph over eventual league tournament champion East Tennessee State in Johnson City. Furman was a consensus preseason No. 5 pick in separate polls by league head coaches and media in the six-team south division. The Paladins lost their top four scorers and three leading rebounders from a year ago, including forward **Karim Souchu** (19.5 ppg/4.5 rpg), who completed his career with 2,014 points, good for fourth place on Furman's all-time scoring chart. Furman also graduated point guard **Guilherme Da Luz** (11.4 ppg/4.2 rpg/1.49 assists), who last year became the first player in SoCon history to tally 1,000 points (1,253), 600 assists (668), 500 rebounds (512), and 200 steals (205). In addition, the Paladins graduated forward **Kenny Zeigler** (8.3 ppg/7.8 rpg). This year Furman will celebrate the 50th anniversary of Paladin All-American **Frank Selvy's** senior season with ceremonies at the Paladins' home game versus The Citadel (Feb. 21). A native of Corbin, Ky., who currently lives just outside Greenville, Selvy led the nation in scoring (41.7 ppg), tallied an NCAA record 100 points in a 149-95 win over Newberry College on Feb. 13, 1954 at Greenville's Textile Hall, and was named NCAA Player-of-the-Year in 1954 after helping Furman to a 21-6 season that featured wins over South Carolina, Clemson, Virginia Tech, Georgia Tech, and Manhattan, among others. The NBA's No. 1 Draft pick in 1954 by the Baltimore Bullets, he played nine seasons in the NBA, including five with the Los Angeles Lakers, where he played alongside future Hall-of-Famers **Jerry West** and **Elgin Baylor**. He still holds five NCAA records, 10 Southern Conference standards, and 17 school records, and is a member of both the Furman and South Carolina Athletic Halls of Fame. His jersey No. 28 is one of only four retired numbers in Furman basketball history. Selvy was also recently ranked (No. 50) by Street & Smith's Magazine among the 100 greatest players in college basketball history.

2003-04 FURMAN PALADINS ROSTER

No.	Name	Pos.	Ht.	Wt.	Yr.	Hometown	Last School
1	Moussa Diagne	F	6-8	210	Fr.	Thies, Senegal	Mount Olive (Ga.) Preparatory School
3	Tony Carter	G	6-0	170	So.	Burlington, N.C.	Williams High School
4	Robby Bostain	G/F	6-3	185	R-Fr.	Duluth, Ga.	Brookwood High School
5	Maleye Ndoeye	F	6-8	205	Sr.	Dakar, Senegal	Washington (Tenn.) Academy
10	Marijan Pojatina	C	6-11	205	Sr.	Zagreb, Croatia	XI School
13	Eric Webb	G	6-2	185	Fr.	Grand Rapids, Minn.	Grand Rapids High School
15	Daniel Sperry	F	6-6	200	So.	St. Simons Island, Ga.	Glynn Academy
21	Ben Earle	G/F	6-5	190	R-So.	Standish, Me.	Gordon (Mass.) College
22	Gerad Punch	G/F	6-4	200	Fr.	Phoenix, Ariz.	Brophy Preparatory School
24	Ryan Carson	G	6-3	180	Jr.	Charlotte, N.C.	Providence Day School
32	Quan Prowell	F	6-8	210	Fr.	Columbus, Ga.	Jordan High School
41	Nick Sanders	F	6-7	215	Jr.	Leavenworth, Kan.	Leavenworth High School
43	Julius van de Laar	F	6-7	225	Fr.	Heidelberg, Germany	Urspring High School
45	Cedrick Price	C	6-9	245	Jr.	Savannah, Ga.	Fork Union (Va.) Military Academy

Head Coach: Larry Davis (Asbury '78)

Assistant Coaches: Ken Potosnak (Randolph-Macon '90), Niko Medved (Minnesota '97), Mike Shedd (Purdue '97)

THE LARRY DAVIS FILE

PERSONAL

Full Name: Larry Allen Davis
 Born: June 3, 1956, in Mount Sterling, Ky.
 Wife: The former Treva Baird of Kingsport, Tenn.
 Married: September 3, 1977, in Wilmore, Ky.
 Children: Morgan (17) and Jordan (12)

EDUCATION

Wapahani High School (Ind.), 1974
 Asbury College (Ky.), B.A., Education, 1978
 East Tennessee State University, M.A., Physical Education, 1982

PLAYING CAREER

Wapahani High School (Ind.)
 ✎ Basketball (two letters, team captain)
 ✎ Baseball (four letters, team captain)
 ✎ Outstanding Athlete, 1974
 Asbury College (Ky.)
 ✎ Soccer (four letters)
 ✎ Track & Field (four letters)



COACHING CAREER

Year	School	Responsibility	Overall Record	Conf. Record	Conf. Finish	Conf.
1979-80	East Tennessee State	Graduate Assistant Coach	15-13	8-7	(4th)	SoCon
1980-81	East Tennessee State	Graduate Assistant Coach	13-14	9-7	(4th)	SoCon
1981-82	East Tennessee State	Graduate Assistant Coach	13-15	8-8	(4th)	SoCon
1982-83	Cloverport High School (Ky.)	Head Coach	15-13			...
1983-84	Oak Hill Academy (Va.)	Head Coach	25-5			...
1984-85	Oak Hill Academy (Va.)	Head Coach	26-4			...
1985-86	Delaware	Assistant Coach	11-16	4-10	(8th)	East Coast
1986-87	Delaware	Assistant Coach	12-16	3-11	(8th)	East Coast
1987-88	Delaware	Assistant Coach	19-9	9-5	(T2nd)	East Coast
1988-89	Delaware	Assistant Coach	14-14	6-8	(6th)	East Coast
1989-90	Wake Forest	Assistant Coach	12-16	3-11	(8th)	ACC
1990-91	Wake Forest	Assistant Coach	*19-11	8-6	(3rd)	ACC
1991-92	Wake Forest	Assistant Coach	*17-12	7-9	(6th)	ACC
1992-93	Wake Forest	Assistant Coach	*21-9	10-6	(3rd)	ACC
1993-94	Ball State	Assistant Coach	16-12	11-7	(4th)	MAC
1994-95	Minnesota	Assistant Coach	*19-12	10-8	(T5th)	Big Ten
1995-96	Minnesota	Assistant Coach	#19-13	10-8	(T5th)	Big Ten
1996-97	Minnesota	Assistant Coach	*31-4	16-2	(1st)	Big Ten
1997-98	Furman	Head Coach	9-20	5-9	(4th)	Southern
1998-99	Furman	Head Coach	12-16	5-11	(5th)	Southern
1999-00	Furman	Head Coach	14-18	5-10	(6th)	Southern
2000-01	Furman	Head Coach	10-16	5-11	(6th)	Southern
2001-02	Furman	Head Coach	17-14	7-9	(5th)	Southern
2002-03	Furman	Head Coach	14-17	8-8	(3rd)	Southern
2003-04	Furman	Head Coach	2-2			

* NCAA Tournament
 # National Invitation Tournament

COLLEGIATE HEAD COACHING RECORD

Furman — 78-103, 7th Year (.431)

**2004 Southern Conference
Men's Basketball Championship
North Charleston Coliseum, North Charleston, S.C.
March 3-6, 2004**



#4 seed South

Session 1, Game 1
March 3, noon
#5 seed North

Session 3, Game 5
March 4, noon
#1 seed North

#2 seed South

Session 3, Game 6
March 4, 30 minutes after
Game 5

#3 seed North

Session 1, Game 2
March 3, 30 minutes
after Game 1
#6 seed South

#4 seed North

Session 2, Game 3
March 3, 6:00 p.m.
#5 seed South

Session 4, Game 7
March 4, 6:00 p.m.
#1 seed South

#2 seed North

Session 4, Game 8
March 4, 30 minutes
after Game 7

#3 seed South

Session 2, Game 4
March 3, 30 minutes
after Game 3
#6 seed North

Session 5, Game 9
March 5, 6:00 p.m.
LIVE ON CSS

CHAMPIONSHIP GAME
Session 6, Game 11
March 6, 1:00 p.m.
LIVE ON ESPN

Session 5, Game 10
March 5, 30 minutes after
Game 9
LIVE ON CSS

2003-04 FURMAN PALADINS BASKETBALL

SEASON BOX SCORE

ALL GAMES

RECORD:	OVERALL	HOME	AWAY	NEUTRAL
ALL GAMES.....	(2-2)	(2-0)	(0-2)	(0-0)
CONFERENCE.....	(0-0)	(0-0)	(0-0)	(0-0)
NON-CONFERENCE.....	(2-2)	(2-0)	(0-2)	(0-0)

DATE	TIME	OPPONENT	SCORE	ATTEND	HIGH POINTS	HIGH REBOUNDS
11-22-03	7:00 p.m.	at James Madison	72-78 L	3784	(32)NDOYE, Maleye	(7)POJATINA, Marijan
11-24-03	7:00 p.m.	SOUTHERN WESLEYAN	W 77-53	1032	(17)WEBB, Eric	(9)SANDERS, Nick
11-26-03	7:00 p.m.	GREENSBORO COLLEGE	W 74-49	1053	(16)PROWELL, Quan	(7)NDOYE, Maleye
11-30-03	1:00 p.m.	at Minnesota	84-91 LOT	11850	(32)NDOYE, Maleye	(7)BOSTAIN, Robby (9)NDOYE, Maleye

* - Conference game

ATTENDANCE SUMMARY	GAMES	TOTALS	AVG/GAME
HOME.....	2	2085	1043
AWAY.....	2	15634	7817
NEUTRAL.....	0	0	0
TOTAL.....	4	17719	4430

##	Player	GP-GS	Min--Avg	---TOTAL---			---3-PTS---			----REBOUNDS----											
				FG-FGA	Pct	3FG-FGA	Pct	FT-FTA	Pct	Off	Def	Tot	Avg	PF	FO	A	TO	Blk	Stl	Pts	Avg
05	NDOYE, Maleye.....	4-4	121 30.3	30-58	.517	7-18	.389	20-26	.769	8	14	22	5.5	11	1	2	6	3	5	87	21.8
32	PROWELL, Quan.....	4-0	92 23.0	19-34	.559	2-3	.667	6-7	.857	7	7	14	3.5	16	1	3	5	4	7	46	11.5
13	WEBB, Eric.....	4-0	107 26.8	12-32	.375	9-26	.346	9-10	.900	3	9	12	3.0	3	0	10	13	0	4	42	10.5
03	CARTER, Tony.....	4-4	123 30.8	12-28	.429	4-15	.267	7-17	.412	2	7	9	2.3	4	0	20	12	0	13	35	8.8
04	BOSTAIN, Robby....	4-4	96 24.0	11-38	.289	3-13	.231	7-11	.636	7	16	23	5.8	4	0	15	6	0	8	32	8.0
41	SANDERS, Nick.....	4-4	110 27.5	9-18	.500	1-4	.250	5-6	.833	9	15	24	6.0	14	1	8	6	0	6	24	6.0
10	POJATINA, Marijan..	4-4	78 19.5	8-23	.348	0-1	.000	6-13	.462	7	12	19	4.8	12	1	4	10	10	1	22	5.5
21	EARLE, Ben.....	4-0	53 13.3	5-10	.500	2-6	.333	2-2	1.000	1	2	3	0.8	4	0	1	4	0	1	14	3.5
24	CARSON, Ryan.....	2-0	4 2.0	1-3	.333	1-3	.333	0-0	.000	0	1	1	0.5	1	0	0	0	0	1	3	1.5
22	PUNCH, Gerad.....	4-0	29 7.3	1-7	.143	0-4	.000	0-0	.000	1	8	9	2.3	2	0	4	1	0	3	2	0.5
43	VAN DE LAAR, Julius	1-0	4 4.0	0-0	.000	0-0	.000	0-0	.000	2	1	3	3.0	0	0	0	2	0	1	0	0.0
15	SPERRY, Daniel.....	1-0	3 3.0	0-2	.000	0-0	.000	0-0	.000	1	0	1	1.0	0	0	0	0	0	0	0	0.0
45	PRICE, Cedrick.....	1-0	5 5.0	0-2	.000	0-0	.000	0-0	.000	0	1	1	1.0	0	0	0	1	0	0	0	0.0
TEAM.....										10	4	14	3.5	0							
Total.....		4	825	108-255	.424	29-93	.312	62-92	.674	58	97	155	38.8	71	4	67	66	17	50	307	76.8
Opponents.....		4	825	96-221	.434	24-58	.414	55-84	.655	42	102	144	36.0	78	-	50	90	10	37	271	67.8

SCORE BY PERIODS:	1st	2nd	OT	Total
Furman.....	141	160	6	- 307
Opponents.....	116	142	13	- 271

DEADBALL REBOUNDS:	OFF	DEF	TOTAL
Furman.....	17	1	18
Opponents.....	14	0	14

2003-04 FURMAN PALADINS BASKETBALL
 FURMAN TEAM GAME-BY-GAME
 ALL GAMES

Opponent	Date	Score	W/L	---TOTAL---		--3-PTRS--		FT-FTA		Pct		---REBOUNDS---				PF	A	TO	Blk	Stl	Pts---Avg
				FG-FGA	Pct	3FG-FGA	Pct	Off	Def	Tot	Avg										
at James Madison	11-22-03	72-78	L	21-62	.339	9-29	.310	21-28	.750	15	21	36	36.0	17	10	15	3	10	72	72.0	
SOUTHERN WESLEYAN	11-24-03	77-53	W	27-60	.450	7-23	.304	16-26	.615	15	30	45	40.5	17	18	24	5	12	77	74.5	
GREENSBORO COLLEGE	11-26-03	74-49	W	25-67	.373	9-22	.409	15-22	.682	19	22	41	40.7	13	19	15	5	17	74	74.3	
at Minnesota	11-30-03	84-91	Lot	35-66	.530	4-19	.211	10-16	.625	9	24	33	38.8	24	20	12	4	11	84	76.8	
Furman		307		108-255	.424	29-93	.312	62-92	.674	58	97	155	38.8	71	67	66	17	50	307	76.8	
Opponents		271		96-221	.434	24-58	.414	55-84	.655	42	102	144	36.0	78	50	90	10	37	271	67.8	

Games played: 4
 Points/game: 76.8
 FG Pct: 42.4
 3FG Pct: 31.2
 FT Pct: 67.4

Rebounds/game: 38.8
 Assists/game: 16.8
 Turnovers/game: 16.5
 Assist/turnover ratio: 1.0
 Steals/game: 12.5
 Blocks/game: 4.3

2003-04 FURMAN PALADINS BASKETBALL
 OPPONENT GAME-BY-GAME
 ALL GAMES

Opponent	Date	Score	W/L	---TOTAL---		--3-PTRS--		FT-FTA		Pct		---REBOUNDS---				PF	A	TO	Blk	Stl	Pts---Avg
				FG-FGA	Pct	3FG-FGA	Pct	Off	Def	Tot	Avg										
at James Madison	11-22-03	72-78	L	31-57	.544	7-13	.538	9-16	.563	7	29	36	36.0	21	14	20	4	6	78	78.0	
SOUTHERN WESLEYAN	11-24-03	77-53	W	20-63	.317	2-14	.143	11-20	.550	15	21	36	36.0	20	9	25	1	15	53	65.5	
GREENSBORO COLLEGE	11-26-03	74-49	W	15-42	.357	7-15	.467	12-15	.800	7	26	33	35.0	19	9	29	2	8	49	60.0	
at Minnesota	11-30-03	84-91	Lot	30-59	.508	8-16	.500	23-33	.697	13	26	39	36.0	18	18	16	3	8	91	67.8	
Opponents		271		96-221	.434	24-58	.414	55-84	.655	42	102	144	36.0	78	50	90	10	37	271	67.8	
Furman		307		108-255	.424	29-93	.312	62-92	.674	58	97	155	38.8	71	67	66	17	50	307	76.8	

Games played: 4
 Points/game: 67.8
 FG Pct: 43.4
 3FG Pct: 41.4
 FT Pct: 65.5

Rebounds/game: 36.0
 Assists/game: 12.5
 Turnovers/game: 22.5
 Assist/turnover ratio: 0.6
 Steals/game: 9.3
 Blocks/game: 2.5

**2003-04 FURMAN PALADINS BASKETBALL
FURMAN HIGH/LOW ANALYSIS
ALL GAMES**

FURMAN - TEAM GAME HIGHS

POINTS.....	84	at Minnesota (11-30-03)
FIELD GOALS MADE.....	35	at Minnesota (11-30-03)
FIELD GOAL ATTEMPTS.....	67	vs Greensboro College (11-26-03)
FIELD GOAL PERCENTAGE.....	.530 (35-66)	at Minnesota (11-30-03)
3 PT FIELD GOALS MADE.....	9	vs Greensboro College (11-26-03)
	9	at James Madison (11-22-03)
3 PT FG ATTEMPTS.....	29	at James Madison (11-22-03)
3 PT FG PERCENTAGE.....	.409 (9-22)	vs Greensboro College (11-26-03)
FREE THROWS MADE.....	21	at James Madison (11-22-03)
FREE THROW ATTEMPTS.....	28	at James Madison (11-22-03)
FREE THROW PERCENTAGE.....	.750 (21-28)	at James Madison (11-22-03)
REBOUNDS.....	45	vs Southern Wesleyan (11-24-03)
ASSISTS.....	20	at Minnesota (11-30-03)
STEALS.....	17	vs Greensboro College (11-26-03)
BLOCKED SHOTS.....	5	vs Greensboro College (11-26-03)
	5	vs Southern Wesleyan (11-24-03)
TURNOVERS.....	24	vs Southern Wesleyan (11-24-03)
FOULS.....	24	at Minnesota (11-30-03)

FURMAN - GAME LOWS

POINTS.....	72	at James Madison (11-22-03)
FIELD GOALS MADE.....	21	at James Madison (11-22-03)
FIELD GOAL ATTEMPTS.....	60	vs Southern Wesleyan (11-24-03)
FIELD GOAL PERCENTAGE.....	.339 (21-62)	at James Madison (11-22-03)
3 PT FIELD GOALS MADE.....	4	at Minnesota (11-30-03)
3 PT FG ATTEMPTS.....	19	at Minnesota (11-30-03)
3 PT FG PERCENTAGE.....	.211 (4-19)	at Minnesota (11-30-03)
FREE THROWS MADE.....	10	at Minnesota (11-30-03)
FREE THROW ATTEMPTS.....	16	at Minnesota (11-30-03)
FREE THROW PERCENTAGE.....	.615 (16-26)	vs Southern Wesleyan (11-24-03)
REBOUNDS.....	33	at Minnesota (11-30-03)
ASSISTS.....	10	at James Madison (11-22-03)
STEALS.....	10	at James Madison (11-22-03)
BLOCKED SHOTS.....	3	at James Madison (11-22-03)
TURNOVERS.....	12	at Minnesota (11-30-03)
FOULS.....	13	vs Greensboro College (11-26-03)

OPPONENT - GAME HIGHS

POINTS.....	91	at Minnesota (11-30-03)
FIELD GOALS MADE.....	31	at James Madison (11-22-03)
FIELD GOAL ATTEMPTS.....	63	vs Southern Wesleyan (11-24-03)
FIELD GOAL PERCENTAGE.....	.544 (31-57)	at James Madison (11-22-03)
3 PT FIELD GOALS MADE.....	8	at Minnesota (11-30-03)
3 PT FG ATTEMPTS.....	16	at Minnesota (11-30-03)
3 PT FG PERCENTAGE.....	.538 (7-13)	at James Madison (11-22-03)
FREE THROWS MADE.....	23	at Minnesota (11-30-03)
FREE THROW ATTEMPTS.....	33	at Minnesota (11-30-03)
FREE THROW PERCENTAGE.....	.800 (12-15)	vs Greensboro College (11-26-03)
REBOUNDS.....	39	at Minnesota (11-30-03)
ASSISTS.....	18	at Minnesota (11-30-03)
STEALS.....	15	vs Southern Wesleyan (11-24-03)
BLOCKED SHOTS.....	4	at James Madison (11-22-03)
TURNOVERS.....	29	vs Greensboro College (11-26-03)
FOULS.....	21	at James Madison (11-22-03)

OPPONENT - GAME LOWS

POINTS.....	49	vs Greensboro College (11-26-03)
FIELD GOALS MADE.....	15	vs Greensboro College (11-26-03)
FIELD GOAL ATTEMPTS.....	42	vs Greensboro College (11-26-03)
FIELD GOAL PERCENTAGE.....	.317 (20-63)	vs Southern Wesleyan (11-24-03)
3 PT FIELD GOALS MADE.....	2	vs Southern Wesleyan (11-24-03)
3 PT FG ATTEMPTS.....	13	at James Madison (11-22-03)
3 PT FG PERCENTAGE.....	.143 (2-14)	vs Southern Wesleyan (11-24-03)
FREE THROWS MADE.....	9	at James Madison (11-22-03)
FREE THROW ATTEMPTS.....	15	vs Greensboro College (11-26-03)
FREE THROW PERCENTAGE.....	.550 (11-20)	vs Southern Wesleyan (11-24-03)
REBOUNDS.....	33	vs Greensboro College (11-26-03)
ASSISTS.....	9	vs Southern Wesleyan (11-24-03)
	9	vs Greensboro College (11-26-03)
STEALS.....	6	at James Madison (11-22-03)
BLOCKED SHOTS.....	1	vs Southern Wesleyan (11-24-03)
TURNOVERS.....	16	at Minnesota (11-30-03)
FOULS.....	18	at Minnesota (11-30-03)

**2003-04 FURMAN PALADINS BASKETBALL
FURMAN HIGH/LOW ANALYSIS
ALL GAMES**

FURMAN - INDIVIDUAL GAME HIGHS

POINTS.....	32	NDOYE, Maleye at Minnesota (11-30-03)
	32	NDOYE, Maleye at James Madison (11-22-03)
FIELD GOALS MADE.....	14	NDOYE, Maleye at Minnesota (11-30-03)
FIELD GOAL ATT.....	21	NDOYE, Maleye at Minnesota (11-30-03)
FG PCT (min 5 made).....	.667 (14-21)	NDOYE, Maleye at Minnesota (11-30-03)
3 PT FG MADE.....	4	WEBB, Eric vs Southern Wesleyan (11-24-03)
3 PT FG ATTEMPTS.....	8	WEBB, Eric vs Southern Wesleyan (11-24-03)
	8	BOSTAIN, Robby at James Madison (11-22-03)
3-PT FG PCT (min 2 made).....	1.000 (2-2)	PROWELL, Quan vs Greensboro College (11-26-03)
FREE THROWS MADE.....	14	NDOYE, Maleye at James Madison (11-22-03)
FREE THROW ATT.....	18	NDOYE, Maleye at James Madison (11-22-03)
FT PCT (min 3 made).....	1.000 (4-4)	WEBB, Eric at Minnesota (11-30-03)
	1.000 (3-3)	NDOYE, Maleye vs Greensboro College (11-26-03)
REBOUNDS.....	9	NDOYE, Maleye at Minnesota (11-30-03)
	9	SANDERS, Nick vs Southern Wesleyan (11-24-03)
ASSISTS.....	9	CARTER, Tony at Minnesota (11-30-03)
STEALS.....	5	CARTER, Tony at Minnesota (11-30-03)
BLOCKED SHOTS.....	4	POJATINA, Marijan vs Southern Wesleyan (11-24-03)
TURNOVERS.....	6	CARTER, Tony vs Southern Wesleyan (11-24-03)
FOULS.....	5	PROWELL, Quan at Minnesota (11-30-03)
	5	POJATINA, Marijan at Minnesota (11-30-03)
	5	NDOYE, Maleye at Minnesota (11-30-03)
	5	SANDERS, Nick at Minnesota (11-30-03)

3 Tony Carter

Guard, 6-0, 170, Sophomore

Burlington, North Carolina ▲ Williams High School



2003-04 SEASON SUMMARY

Opponent	Date	GS	Min	----TOTAL----		-----3-PTS-----			----REBOUNDS----													
				FG-FGA	.Pct	3PFG-FGA	.Pct	FT-FTA	.Pct	Off	Def	Tot	Avg	PF	FO	A	TO	Blk	Stl	Pts.	Avg	
@ James Madison	11-22-03	*	39	4-8	.500	2-5	.400	2-2	1.000	2	1	3	3.0	3	0	4	2	0	3	12	12.0	
SO. WESLEYAN	11-24-03	*	25	2-4	.500	1-3	.333	2-5	.400	0	3	3	3.0	0	0	5	6	0	3	7	9.5	
GREENSBORO COLLEGE	11-26-03	*	21	2-7	.286	1-4	.250	3-8	.375	0	0	0	2.0	1	0	2	3	0	2	8	9.0	
@ Minnesota	11-30-03	*	38	4-9	.444	0-3	.000	0-2	.000	0	3	3	2.3	0	0	9	1	0	5	8	8.8	
Totals			4	123	12-28	.429	4-15	.267	7-17	.412	2	7	9	2.3	4	0	20	12	0	13	35	8.8

#03 TONY CARTER'S SUPERLATIVES/CAREER STATISTICS


CATEGORY	SEASON	CAREER
Points:	12 vs. James Madison (11-22)	20 vs. Western Carolina (1-13-03)
Field Goals Made:	4 vs. James Madison (11-22), vs. Minnesota (11-30)	6 vs. Methodist (12-13-02)
Field Goals Attempted:	9 vs. Minnesota (11-30)	11 vs. East Tennessee State (2-24-03)
3-Point Field Goals Made:	2 vs. James Madison (11-22)	3 vs. Western Carolina (1-13-03), vs. Chattanooga (1-25-03)
3-Point Field Goals Attempted:	5 vs. James Madison (11-22)	6 vs. three opponents
Free Throws Made:	3 vs. Greensboro (11-26)	9 vs. Western Carolina (1-13-03)
Free Throws Attempted:	8 vs. Greensboro (11-26)	11 vs. Western Carolina (1-13-03)
Rebounds:	3 vs. three opponents	7 vs. St. Mary's (11-27-02)
Assists:	9 vs. Minnesota (11-30)	11 vs. Minnesota (11-30-03)
Blocks:	None	1 vs. Chattanooga (12-16-02), vs. New Hampshire (12-28-02)
Steals:	5 vs. Minnesota (11-30)	5 vs. Minnesota (11-30)
Minutes:	39 vs. James Madison (11-22)	39 vs. James Madison (11-22-03)

YEAR	GP-GS	MP-AVG	FGM-FGA	PCT	3P-3PA	PCT	FTM-FTA	PCT	REB-AVG	PF-D	A	TO	BK	ST	PTS	AVG
2002-03	31-18	739-23.8	52-158	.329	23-81	.284	29-43	.674	95-3.1	45-0	52	37	2	35	156	5.0
2003-04	4-4	123-30.8	12-28	.429	4-15	.267	7-17	.412	9-2.3	4-0	20	12	0	13	35	8.8
Totals	35-22	862-24.6	64-186	.344	27-99	.272	36-60	.600	104-2.9	49-0	72	49	2	48	191	5.5

4 Robby Bostain

Guard/Forward, 6-3, 185, R-Freshman

Duluth, Georgia ▲ Brookwood High School



2003-04 SEASON SUMMARY

Opponent	Date	GS	Min	----TOTAL----			-----3-PTS-----			----REBOUNDS----												
				FG-FGA	.Pct	3PTG-FGA	.Pct	FT-FTA	.Pct	Off	Def	Tot	Avg	PF	FO	A	TO	Bk	Stl	Pts.	Avg	
@ James Madison	11-22-03	*	24	3-14	.214	2-8	.250	3-4	.750	1	4	5	5.0	1	0	4	3	0	3	11	11.0	
SO. WESLEYAN	11-24-03	*	28	5-12	.417	0-2	.000	2-3	.667	3	3	6	5.5	1	0	3	1	0	3	12	11.5	
GREENSBORO COLLEGE	11-26-03	*	23	1-6	.167	1-2	.500	1-2	.500	3	4	7	6.0	0	0	6	0	0	2	4	9.0	
@ Minnesota	11-30-03	*	21	2-6	.333	0-1	.000	1-2	.500	0	5	5	5.8	2	0	2	2	0	0	5	8.0	
Totals			4	96	11-38	.289	3-13	.231	7-11	.636	7	16	23	5.8	4	0	15	6	0	8	32	8.0

#04 ROBBY BOSTAIN'S SUPERLATIVES/CAREER STATISTICS


CATEGORY	SEASON
Points:	12 vs. So. Wesleyan (11-24)
Field Goals Made:	5 vs. So. Wesleyan (11-24)
Field Goals Attempted:	14 vs. James Madison (11-22)
3-Point Field Goals Made:	2 vs. James Madison (11-22)
3-Point Field Goals Attempted: ..	8 vs. James Madison (11-22)
Free Throws Made:	3 vs. James Madison (11-22)
Free Throws Attempted:	4 vs. James Madison (11-22)
Rebounds:	7 vs. Greensboro (11-26)
Assists:	6 vs. Greensboro (11-26)
Blocks:	None
Steals:	3 vs. James Madison (11-22), vs. So. Wesleyan (11-24)
Minutes:	28 vs. So. Wesleyan (11-24)

YEAR	GP-GS	MP-AVG	FGM-FGA	PCT	3P-3PA	PCT	FTM-FTA	PCT	REB-AVG	PF-D	A	TO	BK	ST	PTS	AVG
2003-04	4-4	96-24.0	11-38	.289	3-13	.231	7-11	.636	23-5.8	4-0	15	6	0	8	32	8.0

5 Maleye Ndoye

Forward, 6-8, 205, Senior

Dakar, Senegal ▲ Washington (Tenn.) Academy



2003-04 SEASON SUMMARY

Opponent	Date	GS	Min	----TOTAL----		-----3-PTS-----			----REBOUNDS----													
				FG-FGA	.Pct	3PFG-FGA	.Pct	FT-FTA	.Pct	Off	Def	Tot	Avg	PF	FO	A	TO	Blk	Stl	Pts.	Avg	
@ James Madison	11-22-03	*	35	8-16	.500	2-6	.333	14-18	.778	1	3	4	4.0	2	0	1	2	1	1	32	32.0	
SO. WESLEYAN	11-24-03	*	22	3-9	.333	1-2	.500	1-2	.500	0	2	2	3.0	3	0	0	4	1	1	8	20.0	
GREENSBORO COLLEGE	11-26-03	*	26	5-12	.417	2-5	.400	3-3	1.000	5	2	7	4.3	1	0	0	0	0	1	15	18.3	
@ Minnesota	11-30-03	*	38	14-21	.667	2-5	.400	2-3	.667	2	7	9	5.5	5	1	1	0	1	2	32	21.8	
Totals			4	121	30-58	.517	7-18	.389	20-26	.769	8	14	22	5.5	11	1	2	6	3	5	87	21.8

#05 MALEYE NDOYE'S SUPERLATIVES/CAREER STATISTICS

CATEGORY	SEASON	CAREER
Points:	32 vs. James Madison (11-22), vs. Minnesota (11-30)	32 vs. James Madison (11-22-03), vs. Minnesota (11-30-03)
Field Goals Made:	14 vs. Minnesota (11-30)	14 vs. Minnesota (11-30-03)
Field Goals Attempted:	21 vs. Minnesota (11-30)	21 vs. Minnesota (11-30-03)
3-Point Field Goals Made:	2 vs. James Madison (11-22), vs. Minnesota (11-30)	2 vs. James Madison (11-22-03), vs. So. Wesleyan (11-24-03)
3-Point Field Goals Attempted:	6 vs. James Madison (11-22)	6 vs. James Madison (11-22-03)
Free Throws Made:	14 vs. James Madison (11-22)	14 vs. James Madison (11-22-03)
Free Throws Attempted:	18 vs. James Madison (11-22)	18 vs. James Madison (11-22-03)
Rebounds:	9 vs. Minnesota (11-30)	11 vs. Atlanta Christian (11-18-01), vs. St. Mary's (11-27-02)
Assists:	1 vs. James Madison (11-22)	5 vs. UNC Asheville (12-4-01)
Blocks:	1 vs. James Madison (11-22), vs. So. Wesleyan (11-24)	2 vs. seven opponents
Steals:	2 vs. Minnesota (11-30)	4 vs. St. Mary's (11-27-02)
Minutes:	38 vs. Minnesota (11-30)	38 vs. Minnesota (11-30)

YEAR	GP-GS	MP-AVG	FGM-FGA	PCT	3P-3PA	PCT	FTM-FTA	PCT	REB-AVG	PF-D	A	TO	BK	ST	PTS	AVG
2000-01	26-6	387-14.9	39-81	.481	0-4	.000	12-21	.571	72-2.8	71-2	12	28	10	12	90	3.5
2001-02	30-4	507-16.9	79-163	.485	0-7	.000	24-36	.667	120-4.0	72-2	32	43	16	12	182	6.1
2002-03	25-16	447-17.9	51-123	.415	5-11	.455	22-37	.595	68-2.7	58-0	21	41	10	20	129	5.2
2003-04	4-4	121-30.3	30-58	.517	7-18	.389	20-26	.769	22-5.5	11-1	2	6	3	5	87	21.8
Totals	85-30	1462-17.2	199-425	.468	12-40	.300	78-120	.650	282-3.3	212-5	67	118	39	49	488	5.7

#10 Marijan Pojatina

Center, 6-11, 205, Senior
Zagreb, Croatia ▲ XI School



2003-04 SEASON SUMMARY

Opponent	Date	GS	Min	----TOTAL----		-----3-PTS-----			----REBOUNDS----													
				FG-FGA	.Pct	3PFG-FGA	.Pct	FT-FTA	.Pct	Off	Def	Tot	Avg	PF	FO	A	TO	Blk	Stl	Pts.	Avg	
@ James Madison	11-22-03	*	16	0-4	.000	0-0	.000	1-2	.500	4	3	7	7.0	1	0	1	2	1	0	1	1.0	
SO. WESLEYAN	11-24-03	*	24	3-7	.429	0-1	.000	5-9	.556	1	6	7	7.0	3	0	2	4	4	1	11	6.0	
GREENSBORO COLLEGE	11-26-03	*	20	2-9	.222	0-0	.000	0-1	.000	1	3	4	6.0	3	0	0	2	3	0	4	5.3	
@ Minnesota	11-30-03	*	18	3-3	1.000	0-0	.000	0-1	.000	1	0	1	4.8	5	1	1	2	2	0	6	5.5	
Totals			4	78	8-23	.348	0-1	.000	6-13	.462	7	12	19	4.8	12	1	4	10	10	1	22	5.5

#10 MARIJAN POJATINA'S SUPERLATIVES/CAREER STATISTICS


CATEGORY	SEASON	CAREER
Points:	11 vs. So. Wesleyan (11-24)	11 vs. So. Wesleyan (11-24-03)
Field Goals Made:	3 vs. So. Wesleyan (11-24), vs. Minnesota (11-30)	4 vs. Davidson (2-3-01), vs. St. Mary's (11-27-02)
Field Goals Attempted:	9 vs. Greensboro (11-26)	8 vs. Atlanta Christian (11-18-01)
3-Point Field Goals Made:	None	None
3-Point Field Goals Attempted:	1 vs. So. Wesleyan (11-24)	1 vs. So. Wesleyan (11-24-03)
Free Throws Made:	5 vs. So. Wesleyan (11-24)	5 vs. So. Wesleyan (11-24-03)
Free Throws Attempted:	9 vs. So. Wesleyan (11-24)	9 vs. So. Wesleyan (11-24-03)
Rebounds:	7 vs. James Madison (11-22), vs. So. Wesleyan (11-22)	8 vs. New Hampshire (12-28-02)
Assists:	2 vs. So. Wesleyan (11-24)	3 vs. College of Charleston (2-8-03)
Blocks:	4 vs. So. Wesleyan (11-24)	5 vs. Georgia Southern (2-19-01)
Steals:	1 vs. So. Wesleyan (11-24)	2 vs. Emory (12-8-01)
Minutes:	24 vs. So. Wesleyan (11-24)	30 vs. Chattanooga (2-5-01)

YEAR	GP-GS	MP-AVG	FGM-FGA	PCT	3P-3PA	PCT	FTM-FTA	PCT	REB-AVG	PF-D	A	TO	BK	ST	PTS	AVG
2000-01	20-5	278-13.9	19-44	.432	0-0	.000	3-10	.300	42-2.1	45-3	3	15	21	5	41	2.1
2001-02	22-1	155-7.0	16-29	.552	0-0	.000	3-4	.750	28-1.3	22-0	10	16	14	5	35	1.6
2002-03	30-21	419-14.0	45-83	.542	0-0	.000	11-16	.688	84-2.8	64-1	19	36	39	8	101	3.4
2003-04	4-4	78-19.5	8-23	.348	0-1	.000	6-13	.462	19-4.8	12-1	4	10	10	1	22	5.5
Totals	76-31	930-12.2	88-179	.492	0-1	.000	23-43	.535	173-2.3	143-5	36	77	84	19	199	2.6

13 Eric Webb

Guard, 6-2, 185, Freshman

Grand Rapids, Minnesota ▲ Grand Rapids High School



2003-04 SEASON SUMMARY

Opponent	Date	GS	Min	----TOTAL----		-----3-PTS-----		----REBOUNDS----		PF	FO	A	TO	Blk	Stl	Pts	Avg				
				FG-FGA	Pct	3PFG-FGA	Pct	FT-FTA	Pct									Off	Def	Tot	Avg
@ James Madison	11-22-03		23	2-9	.222	2-7	.286	0-0	.000	1	1	2	2.0	1	0	0	5	0	0	6	6.0
SO. WESLEYAN	11-24-03		26	5-9	.556	4-8	.500	3-4	.750	1	2	3	2.5	0	0	3	2	0	1	17	11.5
GREENSBORO COLLEGE	11-26-03		24	4-6	.667	2-4	.500	2-2	1.000	1	3	4	3.0	1	0	3	3	0	2	12	11.7
@ Minnesota	11-30-03		34	1-8	.125	1-7	.143	4-4	1.000	0	3	3	3.0	1	0	4	3	0	1	7	10.5
Totals		0	107	12-32	.375	9-26	.346	9-10	.900	3	9	12	3.0	3	0	10	13	0	4	42	10.5

#13 ERIC WEBB'S SUPERLATIVES/CAREER STATISTICS


CATEGORY	SEASON
Points:	17 vs. So. Wesleyan (11-24)
Field Goals Made:	5 vs. So. Wesleyan (11-24)
Field Goals Attempted:	9 vs. James Madison (11-22), vs. So. Wesleyan (11-24)
3-Point Field Goals Made:	4 vs. So. Wesleyan (11-24)
3-Point Field Goals Attempted: ..	8 vs. So. Wesleyan (11-24)
Free Throws Made:	4 vs. Minnesota (11-30)
Free Throws Attempted:	4 vs. So. Wesleyan (11-24), vs. Minnesota (11-30)
Rebounds:	4 vs. Greensboro (11-26)
Assists:	4 vs. Minnesota (11-30)
Blocks:	None
Steals:	2 vs. Greensboro (11-26)
Minutes:	26 vs. So. Wesleyan (11-24)

YEAR	GP-GS	MP-AVG	FGM-FGA	PCT	3P-3PA	PCT	FTM-FTA	PCT	REB-AVG	PF-D	A	TO	BK	ST	PTS	AVG
2003-04	4-0	107-26.8	12-32	.375	9-26	.346	9-10	.900	12-3.0	3-0	10	13	0	4	42	10.5

15 Daniel Sperry

Forward, 6-6, 200, Sophomore

St. Simmons Island, Georgia ▲ Glynn Academy



2003-04 SEASON SUMMARY

Opponent	Date	GS	Min	----TOTAL----		-----3-PTS-----			----REBOUNDS----													
				FG-FGA	Pct	3PFG-FGA	Pct	FT-FTA	Pct	Off	Def	Tot	Avg	PF	FO	A	TO	Blk	Stl	Pts	Avg	
GREENSBORO COLLEGE	11-26-03		3	0-2	.000	0-0	.000	0-0	.000	1	0	1	1.0	0	0	0	0	0	0	0	0	0
Totals		0	3	0-2	.000	0-0	.000	0-0	.000	1	0	1	1.0	0	0	0	0	0	0	0	0	0


#15 DANIEL SPERRY'S SUPERLATIVES/CAREER STATISTICS

CATEGORY	SEASON	CAREER
Points:	None	4 vs. St. Mary's (11-27-02)
Field Goals Made:	None	2 vs. St. Mary's (11-27-02)
Field Goals Attempted:	2 vs. Greensboro (11-26)	2 vs. St. Mary's (11-27-02), vs. Greensboro (11-26-03)
3-Point Field Goals Made:	None	None
3-Point Field Goals Attempted: ..	None	None
Free Throws Made:	None	None
Free Throws Attempted:	None	None
Rebounds:	1 vs. Greensboro (11-26)	1 vs. St. Mary's (11-27-02), 1 vs. Greensboro (11-26-03)
Assists:	None	None
Blocks:	None	None
Steals:	None	1 vs. St. Mary's (11-27-02)
Minutes:	3 vs. Greensboro (11-26)	3 vs. Greensboro (11-26-03)

YEAR	GP-GS	MP-AVG	FGM-FGA	PCT	3P-3PA	PCT	FTM-FTA	PCT	REB-AVG	PF-D	A	TO	BK	ST	PTS	AVG
2002-03	3-0	3-1.0	2-2	1.000	0-0	.000	0-0	.000	1-0.3	0-0	0	1	0	1	4	1.3
2003-04	1-0	3-1.0	0-2	.000	0-0	.000	0-0	.000	1-1.0	0-0	0	0	0	0	0	0.0
Totals	4-0	6-1.5	2-4	.500	0-0	.000	0-0	.000	2-0.5	0-0	0	1	0	1	4	1.0

22 Ben Earle

Guard/Forward, 6-5, 190, R-Sophomore
Standish, Maine ▲ Windham Christian Academy



2003-04 SEASON SUMMARY

Opponent	Date	GS	I---TOTAL---		I-----3-PTS-----I			I---REBOUNDS---										Pts	Avg		
			Min	FG-FGA	Pct	3PFG-FGA	Pct	FT-FTA	Pct	Off	Def	Tot	Avg	PF	FO	A	TO			Blk	Stl
@ James Madison	11-22-03		19	2-4	.500	1-2	.500	0-0	.000	1	0	1	1.0	2	0	0	0	0	0	5	5.0
SO. WESLEYAN	11-24-03		10	1-3	.333	1-3	.333	0-0	.000	0	0	0	0.5	2	0	0	2	0	0	3	4.0
GREENSBORO COLLEGE	11-26-03		15	2-3	.667	0-1	.000	2-2	1.000	0	1	1	0.7	0	0	1	1	0	1	6	4.7
@ Minnesota	11-30-03		9	0-0	.000	0-0	.000	0-0	.000	0	1	1	0.8	0	0	0	1	0	0	0	3.5
Totals		0	53	5-10	.5000	2-6	.333	2-2	1.000	1	2	3	0.8	4	0	1	4	0	1	14	3.5

#21 BEN EARLE'S SUPERLATIVES/CAREER STATISTICS


CATEGORY	SEASON
Points:	6 vs. Greensboro (11-26)
Field Goals Made:	2 vs. James Madison (11-22), vs. Greensboro (11-26)
Field Goals Attempted:	4 vs. James Madison (11-22)
3-Point Field Goals Made:	1 vs. James Madison (11-22), vs. So. Wesleyan (11-24)
3-Point Field Goals Attempted: ..	3 vs. So. Wesleyan (11-24)
Free Throws Made:	2 vs. Greensboro (11-26)
Free Throws Attempted:	2 vs. Greensboro (11-26)
Rebounds:	1 vs. James Madison (11-22), vs. Greensboro (11-26)
Assists:	1 vs. Greensboro (11-26)
Blocks:	None
Steals:	1 vs. Greensboro (11-26)
Minutes:	19 vs. James Madison (11-22)

YEAR	GP-GS	MP-AVG	FGM-FGA	PCT	3P-3PA	PCT	FTM-FTA	PCT	REB-AVG	PF-D	A	TO	BK	ST	PTS	AVG
2003-04	4-0	53-13.3	5-10	.500	2-6	.333	2-2	1.000	3-0.8	4-0	1	4	0	1	14	3.5

22 Gerad Punch

Guard/Forward, 6-4, 200, Freshman

Phoenix, Arizona ▲ Brophy Preparatory School



2003-04 SEASON SUMMARY

Opponent	Date	GS	Min	----TOTAL----		-----3-PTS-----			----REBOUNDS----										Pts	Avg		
				FG-FGA	Pct	3PFG-FGA	Pct	FT-FTA	Pct	Off	Def	Tot	Avg	PF	FO	A	TO	Blk			Stl	
@ James Madison	11-22-03		3	0-0	.000	0-0	.000	0-0	.000	0	2	2	2.0	0	0	0	0	0	0	0	0	0.0
SO. WESLEYAN	11-24-03		13	1-4	.250	0-2	.000	0-0	.000	1	3	4	3.0	0	0	2	1	0	1	2	1.0	
GREENSBORO COLLEGE	11-26-03		11	0-3	.000	0-2	.000	0-0	.000	0	3	3	3.0	1	0	2	0	0	1	0	0.7	
@ Minnesota	11-30-03		2	0-0	.000	0-0	.000	0-0	.000	0	0	0	2.3	1	0	0	0	0	1	0	0.5	
Totals		0	29	1-7	.143	0-4	.000	0-0	.000	1	8	9	2.3	2	0	4	1	0	3	2	0.5	

#22 GERAD PUNCH SUPERLATIVES/CAREER STATISTICS


CATEGORY	SEASON
Points:	2 vs. So. Wesleyan (11-24)
Field Goals Made:	1 vs. So. Wesleyan (11-24)
Field Goals Attempted:	4 vs. So. Wesleyan (11-24)
3-Point Field Goals Made:	None
3-Point Field Goals Attempted: ..	2 vs. So. Wesleyan (11-24), vs. Greensboro (11-26)
Free Throws Made:	None
Free Throws Attempted:	None
Rebounds:	4 vs. So. Wesleyan (11-24)
Assists:	2 vs. So. Wesleyan (11-24), vs. Greensboro (11-26)
Blocks:	None
Steals:	1 vs. three opponents
Minutes:	13 vs. So. Wesleyan (11-24)

YEAR	GP-GS	MP-AVG	FGM-FGA	PCT	3P-3PA	PCT	FTM-FTA	PCT	REB-AVG	PF-D	A	TO	BK	ST	PTS	AVG
2003-04	4-0	29-7.3	1-7	.143	0-4	.000	0-0	.000	9-2.3	2-0	4	1	0	3	2	0.5

24 Ryan Carson

Guard, 6-3, 180, Junior

Charlotte, North Carolina ▲ Providence Day School



2003-04 SEASON SUMMARY

Opponent	Date	GS	Min	I---TOTAL----		I-----3-PTS-----I		FT-FTA	Pct	I---REBOUNDS----						Pts	Avg				
				FG-FGA	Pct	3PFG-FGA	Pct			Off	Def	Tot	Avg	PF	FO			A	TO	Blk	Stl
SO. WESLEYAN	11-24-03		0	0-1	.000	0-1	.000	0-0	.000	0	0	0	0.0	0	0	0	0	0	0	0	0.0
GREENSBORO COLLEGE	11-26-03		4	1-2	.500	1-2	.500	0-0	.000	0	1	1	0.5	1	0	0	0	0	1	3	1.5
Totals		0	4	1-3	.333	1-3	.333	0-0	.000	0	1	1	0.5	1	0	0	0	0	1	3	1.5

#24 RYAN CARSON'S SUPERLATIVES/CAREER STATISTICS


CATEGORY	SEASON	CAREER
Points:	3 vs. Greensboro (11-26)	3 vs. five opponents
Field Goals Made:	1 vs. Greensboro (11-26)	1 vs. five opponents
Field Goals Attempted:	2 vs. Greensboro (11-26)	2 vs. Wofford (1-11-03), vs. Greensboro (11-26-03)
3-Point Field Goals Made:	1 vs. Greensboro (11-26)	1 vs. five opponents
3-Point Field Goals Attempted:	2 vs. Greensboro (11-26)	2 vs. Wofford (1-11-03), vs. Greensboro (11-26-03)
Free Throws Made:	None	None
Free Throws Attempted:	None	1 vs. Wofford (1-11-03)
Rebounds:	1 vs. Greensboro (11-26)	2 vs. Methodist (12-13-02)
Assists:	None	1 vs. Methodist (12-13-02), Wofford (1-11-03)
Blocks:	None	1 vs. Sewanee (12-19-02)
Steals:	1 vs. Greensboro (11-26)	1 vs. Greensboro (11-26-03)
Minutes:	4 vs. Greensboro (11-26)	9 vs. Wofford (1-11-03)

YEAR	GP-GS	MP-AVG	FGM-FGA	PCT	3P-3PA	PCT	FTM-FTA	PCT	REB-AVG	PF-D	A	TO	BK	ST	PTS	AVG
2002-03	11-0	28-2.5	4-8	.500	4-7	.571	0-1	.000	2-0.2	2-0	2	3	1	0	12	1.1
2003-04	2-0	4-2.0	1-3	.333	1-3	.333	0-0	.000	1-0.5	1-0	0	0	0	1	3	1.5
Totals	13-0	32-2.5	5-11	.454	5-10	.500	0-1	.000	3-0.2	3-0	2	3	1	1	15	1.2

32 Quan Prowell

Forward, 6-8, 210, Freshman

Columbus, Georgia ▲ Jordan High School



2003-04 SEASON SUMMARY

Opponent	Date	GS	Min	----TOTAL----		-----3-PTS-----		----REBOUNDS----		PF	FO	A	TO	Blk	Stl	Pts	Avg				
				FG-FGA	Pct	3PFG-FGA	Pct	FT-FTA	Pct									Off	Def	Tot	Avg
@ James Madison	11-22-03		12	2-4	.500	0-0	.000	0-0	.000	0	2	2	2.0	4	0	0	0	1	3	4	4.0
SO. WESLEYAN	11-24-03		27	5-8	.625	0-0	.000	101	1.000	3	3	6	4.0	4	0	1	3	0	1	11	7.5
GREENSBORO COLLEGE	11-26-03		22	6-11	.545	2-2	1.000	202	1.000	2	1	3	3.7	3	0	1	1	2	3	16	10.3
@ Minnesota	11-30-03		31	6-11	.545	0-1	.000	3-4	.750	2	1	3	3.4	4	1	1	1	1	0	15	11.5
Totals		0	92	19-34	.559	2-3	.667	6-7	.857	7	7	14	3.5	16	1	3	5	4	7	46	11.5

#32 QUAN PROWELL'S SUPERLATIVES/CAREER STATISTICS

CATEGORY	SEASON
Points:	16 vs. Greensboro (11-26)
Field Goals Made:	6 vs. Greensboro (11-26), vs. Minnesota (11-30)
Field Goals Attempted:	11 vs. Greensboro (11-26), vs. Minnesota (11-30)
3-Point Field Goals Made:	2 vs. Greensboro (11-26)
3-Point Field Goals Attempted: ..	2 vs. Greensboro (11-26)
Free Throws Made:	3 vs. Minnesota (11-30)
Free Throws Attempted:	4 vs. Minnesota (11-30)
Rebounds:	6 vs. So. Wesleyan (11-24)
Assists:	1 vs. three opponents
Blocks:	2 vs. Greensboro (11-26)
Steals:	3 vs. Greensboro (11-26)
Minutes:	31 vs. Minnesota (11-30)

YEAR	GP-GS	MP-AVG	FGM-FGA	PCT	3P-3PA	PCT	FTM-FTA	PCT	REB-AVG	PF-D	A	TO	BK	ST	PTS	AVG
2003-04	4-0	92-23.0	19-34	.559	2-3	.667	6-7	.857	14-3.5	16-1	3	5	4	7	46	11.5

41 Nick Sanders

Forward, 6-7, 215, Junior

Leavenworth, Kansas ▲ Leavenworth High School



2003-04 SEASON SUMMARY

Opponent	Date	GS	Min	----TOTAL----		-----3-PTS-----		FT-FTA		Pct		----REBOUNDS----				PF	FO	A	TO	Blk	Stl	Pts	Avg
				FG-FGA	Pct	3PFG-FGA	Pct	Off	Def	Tot	Avg												
@ James Madison	11-22-03	*	29	0-3	.000	0-1	.000	1-2	.500	2	4	6	6.0	3	0	0	1	0	0	1	1.0		
SO. WESLEYAN	11-24-03	*	25	2-3	.667	0-1	.000	2-2	1.000	2	6	9	7.5	4	0	2	1	0	1	6	3.5		
GREENSBORO COLLEGE	11-26-03	*	22	2-4	.500	0-0	.000	2-2	1.000	3	1	4	6.3	2	0	4	2	0	3	6	4.3		
@ Minnesota	11-30-03	*	34	5-8	.625	1-2	.500	0-0	.000	1	4	5	6.0	5	1	2	2	0	2	11	6.0		
Totals			4	110	9-18	.500	1-4	.250	5-6	.833	9	15	24	6.0	14	1	8	6	0	6	24	6.0	

#41 NICK SANDERS' SUPERLATIVES/CAREER STATISTICS


CATEGORY	SEASON	CAREER
Points:	11 vs. Minnesota (11-30)	11 vs. Minnesota (11-30-03)
Field Goals Made:	5 vs. Minnesota (11-30)	5 vs. Emory (12-8-01), vs. Minnesota (11-30-03)
Field Goals Attempted:	8 vs. Minnesota (11-30)	8 vs. Minnesota (11-30-03)
3-Point Field Goals Made:	1 vs. Minnesota (11-30)	1 vs. Minnesota (11-30-03)
3-Point Field Goals Attempted:	2 vs. Minnesota (11-30)	2 vs. Minnesota (11-30-03)
Free Throws Made:	2 vs. So. Wesleyan (11-24), vs. Greensboro (11-26)	4 vs. Georgia State (12-4-02), Western Carolina (1-13-03)
Free Throws Attempted:	2 vs. three opponents	4 vs. four opponents
Rebounds:	9 vs. So. Wesleyan (11-24)	9 vs. UNC Asheville (12-4-01), vs. So. Wesleyan (11-24-03)
Assists:	4 vs. Greensboro (11-26)	4 vs. Georgia State (12-4-02), vs. Greensboro (11-26-03)
Blocks:	None	1 vs. 12 opponents
Steals:	3 vs. Greensboro (11-26)	3 vs. VMI (1-26-02), vs. Greensboro (11-26-03)
Minutes:	34 vs. Minnesota (11-30)	34 vs. Minnesota (11-30-03)

YEAR	GP-GS	MP-AVG	FGM-FGA	PCT	3P-3PA	PCT	FTM-FTA	PCT	REB-AVG	PF-D	A	TO	BK	ST	PTS	AVG
2001-02	31-13	580-18.7	33-73	.452	0-0	.000	7-11	.636	106-3.4	74-1	25	24	4	16	73	2.4
2002-03	31-2	664-21.4	33-91	.363	0-4	.000	25-36	.694	124-4.0	86-1	35	35	8	21	91	2.9
2003-04	4-4	110-27.5	9-18	.500	1-4	.250	5-6	.833	24-6.0	14-1	8	6	0	6	24	6.0
Totals	66-19	1354-20.5	75-182	.412	1-8	.125	37-53	.698	254-3.8	174-3	68	65	12	37	188	2.8

43 Julius van de Laar

Forward, 6-7, 225, Freshman

Heidelberg, Germany ▲ Urspring High School



2003-04 SEASON SUMMARY

Opponent	Date	GS	Min	----TOTAL----		-----3-PTS-----			----REBOUNDS----												
				FG-FGA	Pct	3PFG-FGA	Pct	FT-FTA	Pct	Off	Def	Tot	Avg	PF	FO	A	TO	Blk	Stl	Pts	Avg
GREENSBORO COLLEGE	11-26-03		4	0-0	.000	0-0	.000	0-0	.000	2	1	3	3.0	0	0	0	2	0	1	0	0.0
Totals		0	4	0-0	.000	0-0	.000	0-0	.000	2	1	3	3.0	0	0	0	2	0	1	0	0.0

#43 JULIUS VAN DA LARR'S SUPERLATIVES/CAREER STATISTICS


CATEGORY	SEASON
Points:	None
Field Goals Made:	None
Field Goals Attempted:	None
3-Point Field Goals Made:	None
3-Point Field Goals Attempted: ..	None
Free Throws Made:	None
Free Throws Attempted:	None
Rebounds:	3 vs. Greensboro (11-26)
Assists:	None
Blocks:	None
Steals:	1 vs. Greensboro (11-26)
Minutes:	4 vs. Greensboro (11-26)

YEAR	GP-GS	MP-AVG	FGM-FGA	PCT	3P-3PA	PCT	FTM-FTA	PCT	REB-AVG	PF-D	A	TO	BK	ST	PTS	AVG
2003-04	1-0	4-4.0	0-0	.000	0-0	.000	0-0	.000	3	3.0	0	2	0	1	0	0.0

45 Cedrick Price

Center, 6-9, 245, Junior

Savannah, Georgia ▲ A.E. Beach High School/
Fork Union Military Academy



2003-04 SEASON SUMMARY

Opponent	Date	GS	Min	I---TOTAL---		I-----3-PTS-----I			I---REBOUNDS---												
				FG-FGA	Pct	3PFG-FGA	Pct	FT-FTA	Pct	Off	Def	Tot	Avg	PF	FO	A	TO	Blk	Stl	Pts	Avg
GREENSBORO COLLEGE	11-26-03		5	0-2	.000	0-0	.000	0-0	.000	0	1	1	1.0	0	0	0	1	0	0	0	0.0
Totals		0	5	0-2	.000	0-0	.000	0-0	.000	0	1	1	1.0	0	0	0	1	0	0	0	0.0

#45 CEDRICK PRICE'S SUPERLATIVES/CAREER STATISTICS

CATEGORY	SEASON	CAREER
Points:	None	6 vs. Macalester (12-28-01)
Field Goals Made:	None	2 vs. Macalester (12-28-01)
Field Goals Attempted:	2 vs. Greensboro (11-26)	2 vs. four opponents
3-Point Field Goals Made:	None	None
3-Point Field Goals Attempted: ..	None	None
Free Throws Made:	None	2 vs. Macalester (12-28-01)
Free Throws Attempted:	None	2 vs. Emory (12-8-01), vs. Macalester (12-28-01)
Rebounds:	1 vs. Greensboro (11-26)	2 vs. Macalester (12-28-01), vs. Davidson (1-12-02)
Assists:	None	1 vs. Methodist (11-28-01)
Blocks:	None	None
Steals:	None	1 vs. Emory (12-8-01)
Minutes:	5 vs. Greensboro (11-26)	9 vs. Macalester (12-28-01), vs. Davidson (1-12-02)

YEAR	GP-GS	MP-AVG	FGM-FGA	PCT	3P-3PA	PCT	FTM-FTA	PCT	REB-AVG	PF-D	A	TO	BK	ST	PTS	AVG
2001-02	11-0	51-4.6	3-11	.273	0-0	.000	3-5	.600	9-0.8	15-0	1	7	0	1	9	0.8
2002-03	8-0	34-4.3	1-3	.333	0-0	.000	0-0	.000	4-0.5	5-0	0	4	0	0	2	0.3
2003-04	1-0	5-5.0	0-1	.000	0-0	.000	0-0	.000	1-1.0	0-0	0	1	0	0	0	0.0
Totals	20-0	89-4.4	4-15	.266	0-0	.000	3-5	.600	14-0.7	20-0	1	12	0	1	11	0.6