



**Game 7 — Sunday, December 14, 2003**  
**Furman Paladins (3-3) vs. UNC Asheville Bulldogs (1-5)**  
**Justice Center (1,100), Asheville, North Carolina, 2:00 EST**  
**WCSZ-AM 1070 (Greenville), YahooBroadcast.com**



**Furman Paladins**

		ppg	rpg	Notes
G 3	Tony Carter	6-0 .. 170 .. So .....	Burlington, N.C. .... 7.0	*4.3 Team leader in assists (26) and steals (14); first career DQ vs. N. Iowa
G 4	Robby Bostain	6-3 .. 185 .. R-Fr. ....	Duluth, Ga. .... 8.7	5.2 Redshirted in '02-03; lefthander; season high 18 pts. vs. N. Iowa
F 5	Maleye Ndoye	6-8 .. 205 .. Sr. ....	Dakar, Senegal .... 17.5	4.8 (ma-LAY, n-DOY); tied career high 32 pts. (14x21 FGs), 9 rebs. vs. Minn.
F 41	Nick Sanders	6-7 .. 215 .. Jr. ....	Leavenworth, Kan. .. 6.5	6.3 Team's top rebounder; 10 pts., career high 11 rebs. vs. N. Iowa
C 10	Marijan Pojatina	6-11 205 .. Sr. ....	Zagreb, Croatia .... 4.0	4.0 (Mar-E-ahn, POE-yah-ta-nah); 86 career blocks

Larry Davis (Asbury '78)

\* Assists 79-104 (7th Year at FU), 79-104 (7th Year Overall), 1-0 vs. UNC Asheville

**FURMAN-UNC ASHEVILLE  
 SERIES INFORMATION  
 (Tied 3-3)**

☞ Sunday's Furman-UNC Asheville game will mark the seventh meeting in basketball between the Paladins and Bulldogs in a series that is tied 3-3. In the last clash between the two, Furman claimed a 69-58 win in Greenville during the 2001-02 season, thereby halting a three-game Bulldog winning streak. UNCA registered its last victory over Furman during the 1995-96 campaign with a 73-71 verdict, also in Greenville. Sunday's contest will mark only the second time in series history the two schools have played in Asheville. The Bulldogs won the first encounter, 65-62, during the 1986-87 season.

**2003-04 SOUTHERN CONFERENCE STANDINGS/SCHEDULE**

North Division	Conference	Overall
East Tennessee State	1 - 0 1.000	5 - 1 .833
UNC Greensboro	1 - 0 1.000	4 - 2 .667
Appalachian State	1 - 0 1.000	4 - 4 .500
Chattanooga	0 - 0 .000	4 - 1 .800
Elon	0 - 0 .000	3 - 3 .500
Western Carolina	0 - 0 .000	2 - 3 .400

South Division	Conference	Overall
Coll. of Charleston	1 - 0 1.000	4 - 1 .800
Wofford	0 - 0 .000	2 - 3 .400
Georgia Southern	0 - 1 .000	3 - 2 .600
Furman	0 - 1 .000	3 - 3 .500
Davidson	0 - 1 .000	2 - 4 .333
The Citadel	0 - 1 .000	2 - 5 .286

**Thursday, December 11**

Chattanooga @ Liberty, 7:00  
 Davidson @ Charlotte, 7:30

**Saturday, December 13**

Elon @ Georgetown, Noon  
 King @ Chattanooga, 3:00  
 Charleston Southern @ Wofford, 7:00  
 Haverford @ Davidson, 7:00  
 High Point @ UNC Greensboro, 7:00  
 Appalachian State @ Charlotte, 7:35

**Sunday, December 14**

Furman @ UNC Asheville, 2:00  
 Newberry @ College of Charleston, 2:00

**2003-04 FURMAN PALADINS  
 RESULTS/SCHEDULE  
 (3-3, 0-1 SoCon South)**

Date	Opponent	Time
Nov. 22	@ James Madison	L 72-78
Nov. 24	SOUTHERN WESLEYAN	W 77-53
Nov. 26	GREENSBORO COLLEGE	W 74-49
Nov. 30	@ Minnesota	(ot) L 84-91
Dec. 3	@ UNC Greensboro*	L 65-73
Dec. 6	@ Northern Iowa	W 64-55
Dec. 14	@ UNC Asheville	2:00
Dec. 17	@ Ohio State (CSS)	8:00
Dec. 20	HIGH POINT	2:30
FURMAN HOLIDAY CLASSIC		
Dec. 29	BETHUNE-COOKMAN	8:00
Dec. 30	Charleston Southern/Lipscomb	TBA
Jan. 5	EAST TENNESSEE STATE*	7:00
Jan. 10	@ College of Charleston*	6:00
Jan. 13	ERSKINE	7:00
Jan. 17	GA. SOUTHERN* (FOXSS)	Noon
Jan. 19	@ The Citadel*	7:15
Jan. 24	WOFFORD*	1:00
Jan. 26	CHATTANOOGA*	7:00
Jan. 31	APPALACHIAN STATE* (CSS)	4:00
Feb. 2	@ Elon*	7:00
Feb. 7	@ Georgia Southern*	7:30
Feb. 10	DAVIDSON*	7:00
Feb. 14	@ Wofford*	7:00
Feb. 16	@ Western Carolina*	7:00
Feb. 21	THE CITADEL*	4:00
Feb. 25	COLL. OF CHARLESTON* (CSS)	7:00
Feb. 28	@ Davidson*	7:00
Mar. 3-6	SoCon Tourney	TBA

\* Southern Conference Game

☞ **NOTING THE PALADINS...**After taking a break this week for final examinations, Furman returns to action on Sunday against UNC Asheville for the fourth in a string of five consecutive road games. A Wednesday clash versus Ohio State in Columbus will complete the program's longest road swing since the 1995-96 campaign. Sunday's contest versus UNC Asheville will mark only the second time the two schools have squared off in Asheville. The Bulldogs won the first meeting 65-62 during the 1986-87 season. The Paladins topped UNC Asheville 69-58 in Greenville during the 2001-02 campaign to knot the series at 3-3. Furman sports a 21-13 record (.617) versus current members of the Big South Conference: vs. Charleston Southern (7-6), vs. Coastal Carolina (4-1), vs. Liberty (2-0), vs. UNC-Asheville (3-3), and vs. Winthrop (5-3). Furman's current five-game road swing began with a 91-84 overtime loss to Minnesota (Nov. 30) and continued with a 73-65 setback to UNC Greensboro (Dec. 3) and a 64-55 triumph over Northern Iowa (Dec. 6). The win at Northern Iowa was the first road triumph by the Paladins and first verdict by a Southern Conference team over a Missouri Valley Conference school this year. Furman's trip to Cedar Falls, Iowa, for its game with the Panthers lasted 15 hours and included delays in Greenville and connections in both Atlanta and Cincinnati due to malfunctioning equipment and weather. The team had to scrap Friday's practice and was unable to go through any walk-thru the day of the game due to the early tipoff (1:05 CST). UNC-Asheville comes into Sunday's game with a 1-5 record and three-game losing skid, including an 81-70 setback at Western Carolina on Dec. 6 in its last outing. The Bulldogs, however, have played a rugged early season schedule against such foes as N.C. State (71-46 loss), Iowa (107-80 loss), Charlotte (92-65 loss), and defending SoCon Tournament champion East Tennessee State (78-56). UNCA's lone victory this year is a 79-51 triumph over Brevard on Nov. 26. The defending Big South Conference Tournament champion Bulldogs are paced by a pair of junior forwards: **Joseph Barber** (10.8 ppg) and **Bryan McCullough** (10.5 ppg). Sophomore forward **Chad Mohn** (10.5 ppg) rounds out UNCA's balanced attack. Furman got a season high 18 points from redshirt freshman wing guard **Robbie Bostain** in the 64-55 win over Northern Iowa. Junior forward **Nick Sanders** also contributed his first career double-double with 10 points and a career high 11 rebounds in the victory over the Panthers. Two true freshman who continue to play a key role for the Paladins off the bench are forward **Quan Prowell** and point guard **Eric Webb**. Prowell contributed 13 points and five rebounds while Webb added 11 points, six rebounds, five assists, and a steal against Northern Iowa. Prowell's work versus UNI followed on the heels of an outstanding performance in the Paladins' 73-65 loss at UNC Greensboro, where he converted 9-of-10 field goals en route to a game and season high 22 points and seven rebounds in 26 minutes of action. Through six games the 6-foot-7 Columbus, Ga., (Jordan H.S.) product is averaging a solid 13.5 ppg and shooting 59.6 percent from the field (34x57). He's also connected on 4-of-6 three-point attempts (66.7%). After scoring four points versus James Madison in his first career outing, Prowell has averaged 15.8 ppg in the Paladins' last five contests. Heading into Sunday's game versus UNC Asheville, 45.9 percent of Furman's offense is

coming from its freshman class, which currently boasts three of the team's top four scorers. Of the 13 active players in Furman's program, nine count a year or less of collegiate experience, and five are freshmen. Senior forward **Maleye Ndoye** continues to lead Furman in scoring (17.5 ppg) thanks, in part, to a pair of 32-point performances in the early going. He opened the season with a career high 32-point effort in the Paladins' 78-72 loss at James Madison, and on Nov. 30 he matched it with a 32-point show (14x21 FGs) in a 91-84 overtime loss at Minnesota. Last year he averaged 5.2 ppg. This past summer Ndoye helped his native Senegal to a fourth place finish in the African Championships, including a 27-point performance in a 92-77 win over Morocco. Sophomore guard **Tony Carter**, Furman's leader in assists (26) and steals (14), suffered the first disqualification of his career in the Paladins' win over Northern Iowa last Saturday, exiting the game after only 13 minutes of action. Senior center **Marijan Pojatina's** 86 blocks rank him sixth on Furman's career charts, which only go back to the 1977-78 season. Furman announced the signing of 6-foot-2 wing guard **Jadee Jones** from Apple Valley, Minn., in November. As a junior at DeLaSalle (Minn.) High School, he averaged 18.0 ppg, shot 45.0 percent from three-point range, and earned all-state honors. This year he is attending Hopkins High School in Minneapolis. Last year's 8-8 Southern Conference South Division mark represented the program's first .500 conference campaign since the 1991-92 season (9-5) and first non-losing league record since the SoCon went to divisional play in 1994-95. Furman's biggest win a year ago was an 84-71 triumph over eventual league tournament champion East Tennessee State in Johnson City. Furman was a consensus preseason No. 5 pick in separate polls by league head coaches and media in the six-team south division. The Paladins lost their top four scorers and three leading rebounders from a year ago, including forward **Karim Souchu** (19.5 ppg/4.5 rpg), who completed his career with 2,014 points, good for fourth place on Furman's all-time scoring chart. Furman also graduated point guard **Guilherme Da Luz** (11.4 ppg/4.2 rpg/149 assists), who last year became the first player in SoCon history to tally 1,000 points (1,253), 600 assists (668), 500 rebounds (512), and 200 steals (205). In addition, the Paladins graduated forward **Kenny Zeigler** (8.3 ppg/7.8 rpg). This year Furman will celebrate the 50th anniversary of Paladin All-American **Frank Selvy's** senior season with ceremonies at the Paladins' home game versus The Citadel (Feb. 21). A native of Corbin, Ky., who currently lives just outside Greenville, Selvy led the nation in scoring (41.7 ppg), tallied an NCAA record 100 points in a 149-95 win over Newberry College on Feb. 13, 1954 at Greenville's Textile Hall, and was named NCAA Player-of-the-Year in 1954 after helping Furman to a 21-6 season that featured wins over South Carolina, Clemson, Virginia Tech, Georgia Tech, and Manhattan, among others. The NBA's No. 1 Draft pick in 1954

by the Baltimore Bullets, he played nine seasons in the NBA, including five with the Los Angeles Lakers, where he played alongside future Hall-of-Famers **Jerry West** and **Elgin Baylor**. He still holds five NCAA records, 10 Southern Conference standards, and 17 school records, and is a member of both the Furman and South Carolina Athletic Halls of Fame. His jersey No. 28 is one of only four retired numbers in Furman basketball history. Selvy was also recently ranked (No. 50) by Street & Smith's Magazine among the 100 greatest players in college basketball history.

### 2003-04 FURMAN PALADINS ROSTER

No.	Name	Pos.	Ht.	Wt.	Yr.	Hometown	Last School
1	Moussa Diagne	F	6-8	210	Fr.	Thies, Senegal	Mount Olive (Ga.) Preparatory School
3	Tony Carter	G	6-0	170	So.	Burlington, N.C.	Williams High School
4	Robby Bostain	G/F	6-3	185	R-Fr.	Duluth, Ga.	Brookwood High School
5	Maleye Ndoye	F	6-8	205	Sr.	Dakar, Senegal	Washington (Tenn.) Academy
10	Marijan Pojatina	C	6-11	205	Sr.	Zagreb, Croatia	XI School
13	Eric Webb	G	6-2	185	Fr.	Grand Rapids, Minn.	Grand Rapids High School
15	Daniel Sperry	F	6-6	200	So.	St. Simons Island, Ga.	Glynn Academy
21	Ben Earle	G/F	6-5	190	R-So.	Standish, Me.	Gordon (Mass.) College
22	Gerad Punch	G/F	6-4	200	Fr.	Phoenix, Ariz.	Brophy Preparatory School
24	Ryan Carson	G	6-3	180	Jr.	Charlotte, N.C.	Providence Day School
32	Quan Prowell	F	6-8	210	Fr.	Columbus, Ga.	Jordan High School
41	Nick Sanders	F	6-7	215	Jr.	Leavenworth, Kan.	Leavenworth High School
43	Julius van de Laar	F	6-7	225	Fr.	Heidelberg, Germany	Urspring High School
45	Cedrick Price	C	6-9	245	Jr.	Savannah, Ga.	Fork Union (Va.) Military Academy

Head Coach: Larry Davis (Asbury '78)

Assistant Coaches: Ken Potosnak (Randolph-Macon '90), Niko Medved (Minnesota '97), Mike Shedd (Purdue '97)

# THE LARRY DAVIS FILE

## PERSONAL

Full Name: Larry Allen Davis  
 Born: June 3, 1956, in Mount Sterling, Ky.  
 Wife: The former Treva Baird of Kingsport, Tenn.  
 Married: September 3, 1977, in Wilmore, Ky.  
 Children: Morgan (17) and Jordan (12)

## EDUCATION

Wapahani High School (Ind.), 1974  
 Asbury College (Ky.), B.A., Education, 1978  
 East Tennessee State University, M.A., Physical Education, 1982

## PLAYING CAREER

Wapahani High School (Ind.)  
 ✎ Basketball (two letters, team captain)  
 ✎ Baseball (four letters, team captain)  
 ✎ Outstanding Athlete, 1974  
 Asbury College (Ky.)  
 ✎ Soccer (four letters)  
 ✎ Track & Field (four letters)



## COACHING CAREER

Year	School	Responsibility	Overall Record	Conf. Record	Conf. Finish	Conf.
1979-80	East Tennessee State	Graduate Assistant Coach	15-13	8-7	(4th)	SoCon
1980-81	East Tennessee State	Graduate Assistant Coach	13-14	9-7	(4th)	SoCon
1981-82	East Tennessee State	Graduate Assistant Coach	13-15	8-8	(4th)	SoCon
1982-83	Cloverport High School (Ky.)	Head Coach	15-13			...
1983-84	Oak Hill Academy (Va.)	Head Coach	25-5			...
1984-85	Oak Hill Academy (Va.)	Head Coach	26-4			...
1985-86	Delaware	Assistant Coach	11-16	4-10	(8th)	East Coast
1986-87	Delaware	Assistant Coach	12-16	3-11	(8th)	East Coast
1987-88	Delaware	Assistant Coach	19-9	9-5	(T2nd)	East Coast
1988-89	Delaware	Assistant Coach	14-14	6-8	(6th)	East Coast
1989-90	Wake Forest	Assistant Coach	12-16	3-11	(8th)	ACC
1990-91	Wake Forest	Assistant Coach	*19-11	8-6	(3rd)	ACC
1991-92	Wake Forest	Assistant Coach	*17-12	7-9	(6th)	ACC
1992-93	Wake Forest	Assistant Coach	*21-9	10-6	(3rd)	ACC
1993-94	Ball State	Assistant Coach	16-12	11-7	(4th)	MAC
1994-95	Minnesota	Assistant Coach	*19-12	10-8	(T5th)	Big Ten
1995-96	Minnesota	Assistant Coach	#19-13	10-8	(T5th)	Big Ten
1996-97	Minnesota	Assistant Coach	*31-4	16-2	(1st)	Big Ten
1997-98	Furman	Head Coach	9-20	5-9	(4th)	Southern
1998-99	Furman	Head Coach	12-16	5-11	(5th)	Southern
1999-00	Furman	Head Coach	14-18	5-10	(6th)	Southern
2000-01	Furman	Head Coach	10-16	5-11	(6th)	Southern
2001-02	Furman	Head Coach	17-14	7-9	(5th)	Southern
2002-03	Furman	Head Coach	14-17	8-8	(3rd)	Southern
2003-04	Furman	Head Coach	3-3			

\* NCAA Tournament  
 # National Invitation Tournament

## COLLEGIATE HEAD COACHING RECORD

Furman — 79-104, 7th Year (.432)

**2004 Southern Conference  
Men's Basketball Championship  
North Charleston Coliseum, North Charleston, S.C.  
March 3-6, 2004**



#4 seed South

Session 1, Game 1  
March 3, noon  
#5 seed North

Session 3, Game 5  
March 4, noon  
#1 seed North

#2 seed South

Session 3, Game 6  
March 4, 30 minutes after  
Game 5

#3 seed North

Session 1, Game 2  
March 3, 30 minutes  
after Game 1  
#6 seed South

#4 seed North

Session 2, Game 3  
March 3, 6:00 p.m.  
#5 seed South

Session 4, Game 7  
March 4, 6:00 p.m.  
#1 seed South

#2 seed North

Session 4, Game 8  
March 4, 30 minutes  
after Game 7

#3 seed South

Session 2, Game 4  
March 3, 30 minutes  
after Game 3  
#6 seed North

Session 5, Game 9  
March 5, 6:00 p.m.  
LIVE ON CSS

**CHAMPIONSHIP GAME**  
Session 6, Game 11  
March 6, 1:00 p.m.  
LIVE ON ESPN

Session 5, Game 10  
March 5, 30 minutes after  
Game 9  
LIVE ON CSS

**2003-04 FURMAN PALADINS BASKETBALL  
SEASON BOX SCORE  
ALL GAMES**

RECORD:	OVERALL	HOME	AWAY	NEUTRAL
ALL GAMES.....	(3-3)	(2-0)	(1-3)	(0-0)
CONFERENCE.....	(0-1)	(0-0)	(0-1)	(0-0)
NON-CONFERENCE.....	(2-2)	(2-0)	(0-2)	(0-0)

DATE	TIME	OPPONENT	SCORE	ATTEND	HIGH POINTS	HIGH REBOUNDS
11-22-03	7:00 p.m.	at James Madison	72-78	L 3784	(32)NDOYE, Maleye	(7)POJATINA, Marijan
11-24-03	7:00 p.m.	SOUTHERN WESLEYAN	77-53	W 1032	(17)WEBB, Eric	(9)SANDERS, Nick
11-26-03	7:00 p.m.	GREENSBORO COLLEGE	74-49	W 1053	(16)PROWELL, Quan	(7)NDOYE, Maleye (7)BOSTAIN, Robby
11-30-03	1:00 p.m.	at Minnesota	84-91	LOT 11850	(32)NDOYE, Maleye	(9)NDOYE, Maleye
12-03-03	7:35 p.m.	* at UNCG	65-73	L 1090	(22)PROWELL, Quan	(7)PROWELL, Quan
12-06-03	1:05 p.m.	at UNI	64-55	W 1282	(18)BOSTAIN, Robby	(11)SANDERS, Nick

\* Conference game

ATTENDANCE SUMMARY	GAMES	TOTALS	AVG/GAME
HOME.....	2	2085	1043
AWAY.....	4	18006	4502
NEUTRAL.....	0	0	0
TOTAL.....	6	20091	3349

## Player	GP-GS	---TOTAL---		---3-PTS---		---REBOUNDS---										PF	FO	A	TO	Blk	Stl	Pts	Avg
		Min	Avg	FG-FGA	Pct	3FG-FGA	Pct	FT-FTA	Pct	Off	Def	Tot	Avg										
05 NDOYE, Maleye.....	6-6	186	31.0	37-74	.500	9-22	.409	22-28	.786	9	20	29	4.8	15	1	3	9	3	8	105	17.5		
32 PROWELL, Quan.....	6-0	146	24.3	34-57	.596	4-6	.667	9-12	.750	10	16	26	4.3	21	1	4	8	6	8	81	13.5		
13 WEBB, Eric.....	6-0	167	27.8	19-50	.380	12-38	.316	13-16	.813	5	16	21	3.5	7	0	18	19	0	7	63	10.5		
04 BOSTAIN, Robby....	6-6	143	23.8	18-57	.316	3-17	.176	13-18	.722	10	21	31	5.2	4	0	18	8	0	10	52	8.7		
03 CARTER, Tony.....	6-6	170	28.3	14-37	.378	4-18	.222	10-24	.417	3	13	16	2.7	10	1	26	15	0	14	42	7.0		
41 SANDERS, Nick.....	6-6	172	28.7	16-33	.485	2-7	.286	5-8	.625	14	24	38	6.3	21	2	14	9	1	10	39	6.5		
10 POJATINA, Marijan..	6-6	103	17.2	9-26	.346	0-1	.000	6-13	.462	7	17	24	4.0	16	1	7	10	12	1	24	4.0		
21 EARLE, Ben.....	6-0	89	14.8	9-21	.429	2-10	.200	3-6	.500	2	4	6	1.0	7	0	2	4	0	1	23	3.8		
24 CARSON, Ryan.....	2-0	4	2.0	1-3	.333	1-3	.333	0-0	.000	0	1	1	0.5	1	0	0	0	0	1	3	1.5		
22 PUNCH, Gerad.....	6-0	33	5.5	1-7	.143	0-4	.000	2-2	1.000	2	10	12	2.0	4	0	4	2	0	3	4	0.7		
43 VAN DE LAAR, Julius	1-0	4	4.0	0-0	.000	0-0	.000	0-0	.000	2	1	3	3.0	0	0	0	0	0	1	0	0.0		
15 SPERRY, Daniel.....	1-0	3	3.0	0-2	.000	0-0	.000	0-0	.000	1	0	1	1.0	0	0	0	0	0	0	0	0.0		
45 PRICE, Cedrick.....	2-0	5	2.5	0-2	.000	0-0	.000	0-0	.000	0	1	1	0.5	0	0	0	1	0	0	0	0.0		
TEAM.....										10	9	19	3.2	0			1						
<b>Total.....</b>	<b>6</b>	<b>1225</b>		<b>158-369</b>	<b>.428</b>	<b>37-126</b>	<b>.294</b>	<b>83-127</b>	<b>.654</b>	<b>75</b>	<b>153</b>	<b>228</b>	<b>38.0</b>	<b>106</b>	<b>6</b>	<b>96</b>	<b>88</b>	<b>22</b>	<b>64</b>	<b>436</b>	<b>72.7</b>		
<b>Opponents.....</b>	<b>6</b>	<b>1225</b>		<b>141-341</b>	<b>.413</b>	<b>34-108</b>	<b>.315</b>	<b>83-124</b>	<b>.669</b>	<b>67</b>	<b>157</b>	<b>224</b>	<b>37.3</b>	<b>118</b>	<b>-</b>	<b>67</b>	<b>116</b>	<b>12</b>	<b>51</b>	<b>399</b>	<b>66.5</b>		

SCORE BY PERIODS:	1st	2nd	OT	Total
Furman.....	201	229	6	- 436
Opponents.....	179	207	13	- 399

DEADBALL REBOUNDS:	OFF	DEF	TOTAL
Furman.....	23	1	24
Opponents.....	20	0	20

2003-04 FURMAN PALADINS BASKETBALL  
 FURMAN TEAM GAME-BY-GAME  
 ALL GAMES

Opponent	Date	Score	W/L	---TOTAL---		--3-PTRS--		FT-FTA		Pct		---REBOUNDS---				PF		A		TO		Blk		Stl		Pts---Avg	
				FG-FGA	Pct	3FG-FGA	Pct	Off	Def	Tot	Avg	PF	A	TO	Blk	Stl	Pts	Avg									
at James Madison	11-22-03	72-78	L	21-62	.339	9-29	.310	21-28	.750	15	21	36	36.0	17	10	15	3	10	72	72.0							
SOUTHERN WESLEYAN	11-24-03	77-53	W	27-60	.450	7-23	.304	16-26	.615	15	30	45	40.5	17	18	24	5	12	77	74.5							
GREENSBORO COLLEGE	11-26-03	74-49	W	25-67	.373	9-22	.409	15-22	.682	19	22	41	40.7	13	19	15	5	17	74	74.3							
at Minnesota	11-30-03	84-91	Lot	35-66	.530	4-19	.211	10-16	.625	9	24	33	38.8	24	20	12	4	11	84	76.8							
at UNCG	12-03-03	65-73	L	26-57	.456	6-20	.300	7-11	.636	8	22	30	37.0	13	14	14	3	5	65	74.4							
at UNI	12-06-03	64-55	W	24-57	.421	2-13	.154	14-24	.583	9	34	43	38.0	22	15	8	2	9	64	72.7							
<b>Furman</b>		<b>436</b>		<b>158-369</b>	<b>.428</b>	<b>37-126</b>	<b>.294</b>	<b>83-127</b>	<b>.654</b>	<b>75</b>	<b>153</b>	<b>228</b>	<b>38.0</b>	<b>106</b>	<b>96</b>	<b>88</b>	<b>22</b>	<b>64</b>	<b>436</b>	<b>72.7</b>							
<b>Opponents</b>		<b>399</b>		<b>141-341</b>	<b>.413</b>	<b>34-108</b>	<b>.315</b>	<b>83-124</b>	<b>.669</b>	<b>67</b>	<b>157</b>	<b>224</b>	<b>37.3</b>	<b>118</b>	<b>67</b>	<b>116</b>	<b>12</b>	<b>51</b>	<b>399</b>	<b>66.5</b>							

Games played: 6  
 Points/game: 72.7  
 FG Pct: 42.8  
 3FG Pct: 29.4  
 FT Pct: 65.4

Rebounds/game: 38.0  
 Assists/game: 16.0  
 Turnovers/game: 14.7  
 Assist/turnover ratio: 1.1  
 Steals/game: 10.7  
 Blocks/game: 3.7

2003-04 FURMAN PALADINS BASKETBALL  
 OPPONENT GAME-BY-GAME  
 ALL GAMES

Opponent	Date	Score	W/L	---TOTAL---		--3-PTRS--		FT-FTA		Pct		---REBOUNDS---				PF		A		TO		Blk		Stl		Pts---Avg	
				FG-FGA	Pct	3FG-FGA	Pct	Off	Def	Tot	Avg	PF	A	TO	Blk	Stl	Pts	Avg									
at James Madison	11-22-03	72-78	L	31-57	.544	7-13	.538	9-16	.563	7	29	36	36.0	21	14	20	4	6	78	78.0							
SOUTHERN WESLEYAN	11-24-03	77-53	W	20-63	.317	2-14	.143	11-20	.550	15	21	36	36.0	20	9	25	1	15	53	65.5							
GREENSBORO COLLEGE	11-26-03	74-49	W	15-42	.357	7-15	.467	12-15	.800	7	26	33	35.0	19	9	29	2	8	49	60.0							
at Minnesota	11-30-03	84-91	Lot	30-59	.508	8-16	.500	23-33	.697	13	26	39	36.0	18	18	16	3	8	91	67.8							
at UNCG	12-03-03	65-73	L	27-59	.458	6-19	.316	13-18	.722	12	26	38	36.4	18	10	14	1	10	73	68.8							
at UNI	12-06-03	64-55	W	18-61	.295	4-31	.129	15-22	.682	13	29	42	37.3	22	7	12	1	4	55	66.5							
<b>Opponents</b>		<b>399</b>		<b>141-341</b>	<b>.413</b>	<b>34-108</b>	<b>.315</b>	<b>83-124</b>	<b>.669</b>	<b>67</b>	<b>157</b>	<b>224</b>	<b>37.3</b>	<b>118</b>	<b>67</b>	<b>116</b>	<b>12</b>	<b>51</b>	<b>399</b>	<b>66.5</b>							
<b>Furman</b>		<b>436</b>		<b>158-369</b>	<b>.428</b>	<b>37-126</b>	<b>.294</b>	<b>83-127</b>	<b>.654</b>	<b>75</b>	<b>153</b>	<b>228</b>	<b>38.0</b>	<b>106</b>	<b>96</b>	<b>88</b>	<b>22</b>	<b>64</b>	<b>436</b>	<b>72.7</b>							

Games played: 6  
 Points/game: 66.5  
 FG Pct: 41.3  
 3FG Pct: 31.5  
 FT Pct: 66.9

Rebounds/game: 37.3  
 Assists/game: 11.2  
 Turnovers/game: 19.3  
 Assist/turnover ratio: 0.6  
 Steals/game: 8.5  
 Blocks/game: 2.0

**2003-04 FURMAN PALADINS BASKETBALL  
FURMAN HIGH/LOW ANALYSIS  
ALL GAMES**

**FURMAN - GAME HIGHS**

POINTS	84	at Minnesota (11-30-03)
FIELD GOALS MADE.....	35	at Minnesota (11-30-03)
FIELD GOAL ATTEMPTS.....	67	vs Greensboro College (11-26-03)
FIELD GOAL PERCENTAGE.....	.530 (35-66)	at Minnesota (11-30-03)
3 PT FIELD GOALS MADE.....	9	vs Greensboro College (11-26-03)
	9	at James Madison (11-22-03)
3 PT FG ATTEMPTS.....	29	at James Madison (11-22-03)
3 PT FG PERCENTAGE.....	.409 ( 9-22)	vs Greensboro College (11-26-03)
FREE THROWS MADE.....	21	at James Madison (11-22-03)
FREE THROW ATTEMPTS.....	28	at James Madison (11-22-03)
FREE THROW PERCENTAGE.....	.750 (21-28)	at James Madison (11-22-03)
REBOUNDS.....	45	vs Southern Wesleyan (11-24-03)
ASSISTS.....	20	at Minnesota (11-30-03)
STEALS.....	17	vs Greensboro College (11-26-03)
BLOCKED SHOTS.....	5	vs Greensboro College (11-26-03)
	5	vs Southern Wesleyan (11-24-03)
TURNOVERS.....	24	vs Southern Wesleyan (11-24-03)
FOULS.....	24	at Minnesota (11-30-03)

**FURMAN - GAME LOWS**

POINTS.....	65	at UNCG (12-03-03)
FIELD GOALS MADE.....	21	at James Madison (11-22-03)
FIELD GOAL ATTEMPTS.....	57	at UNCG (12-03-03)
FIELD GOAL PERCENTAGE.....	.339 (21-62)	at James Madison (11-22-03)
3 PT FIELD GOALS MADE.....	4	at Minnesota (11-30-03)
3 PT FG ATTEMPTS.....	19	at Minnesota (11-30-03)
3 PT FG PERCENTAGE.....	.211 ( 4-19)	at Minnesota (11-30-03)
FREE THROWS MADE.....	7	at UNCG (12-03-03)
FREE THROW ATTEMPTS.....	11	at UNCG (12-03-03)
FREE THROW PERCENTAGE.....	.615 (16-26)	vs Southern Wesleyan (11-24-03)
REBOUNDS.....	30	at UNCG (12-03-03)
ASSISTS.....	10	at James Madison (11-22-03)
STEALS.....	5	at UNCG (12-03-03)
BLOCKED SHOTS.....	3	at James Madison (11-22-03)
	3	at UNCG (12-03-03)
TURNOVERS.....	12	at Minnesota (11-30-03)
FOULS.....	13	vs Greensboro College (11-26-03)
	13	at UNCG (12-03-03)

**OPPONENT - GAME HIGHS**

POINTS.....	91	at Minnesota (11-30-03)
FIELD GOALS MADE.....	31	at James Madison (11-22-03)
FIELD GOAL ATTEMPTS.....	63	vs Southern Wesleyan (11-24-03)
FIELD GOAL PERCENTAGE.....	.544 (31-57)	at James Madison (11-22-03)
3 PT FIELD GOALS MADE.....	8	at Minnesota (11-30-03)
3 PT FG ATTEMPTS.....	31	at UNI (12-06-03)
3 PT FG PERCENTAGE.....	.538 ( 7-13)	at James Madison (11-22-03)
FREE THROWS MADE.....	23	at Minnesota (11-30-03)
FREE THROW ATTEMPTS.....	33	at Minnesota (11-30-03)
FREE THROW PERCENTAGE.....	.800 (12-15)	vs Greensboro College (11-26-03)
REBOUNDS.....	42	at UNI (12-06-03)
ASSISTS.....	18	at Minnesota (11-30-03)
STEALS.....	15	vs Southern Wesleyan (11-24-03)
BLOCKED SHOTS.....	4	at James Madison (11-22-03)
TURNOVERS.....	29	vs Greensboro College (11-26-03)
FOULS.....	22	at UNI (12-06-03)

**OPPONENT - GAME LOWS**

POINTS.....	49	vs Greensboro College (11-26-03)
FIELD GOALS MADE.....	15	vs Greensboro College (11-26-03)
FIELD GOAL ATTEMPTS.....	42	vs Greensboro College (11-26-03)
FIELD GOAL PERCENTAGE.....	.295 (18-61)	at UNI (12-06-03)
3 PT FIELD GOALS MADE.....	2	vs Southern Wesleyan (11-24-03)
3 PT FG ATTEMPTS.....	13	at James Madison (11-22-03)
3 PT FG PERCENTAGE.....	.129 ( 4-31)	at UNI (12-06-03)
FREE THROWS MADE.....	9	at James Madison (11-22-03)
FREE THROW ATTEMPTS.....	15	vs Greensboro College (11-26-03)
FREE THROW PERCENTAGE.....	.550 (11-20)	vs Southern Wesleyan (11-24-03)
REBOUNDS.....	33	vs Greensboro College (11-26-03)
ASSISTS.....	7	at UNI (12-06-03)
STEALS.....	4	at UNI (12-06-03)
BLOCKED SHOTS.....	1	vs Southern Wesleyan (11-24-03)
	1	at UNCG (12-03-03)
	1	at UNI (12-06-03)
TURNOVERS.....	12	at UNI (12-06-03)
FOULS.....	18	at Minnesota (11-30-03)
	18	at UNCG (12-03-03)

**2003-04 FURMAN PALADINS BASKETBALL  
 FURMAN HIGH/LOW ANALYSIS  
 ALL GAMES**

**FURMAN - INDIVIDUAL GAME HIGHS**


POINTS.....	32	NDOYE, Maleye at Minnesota (11-30-03)
	32	NDOYE, Maleye at James Madison (11-22-03)
FIELD GOALS MADE.....	14	NDOYE, Maleye at Minnesota (11-30-03)
FIELD GOAL ATT.....	21	NDOYE, Maleye at Minnesota (11-30-03)
FG PCT (min 5 made).....	.900 ( 9-10)	PROWELL, Quan at UNCG (12-03-03)
3 PT FG MADE.....	4	WEBB, Eric vs Southern Wesleyan (11-24-03)
3 PT FG ATTEMPTS.....	8	WEBB, Eric vs Southern Wesleyan (11-24-03)
	8	BOSTAIN, Robby at James Madison (11-22-03)
3-PT FG PCT (min 2 made)....	1.000 ( 2-2 )	PROWELL, Quan vs Greensboro College (11-26-03)
FREE THROWS MADE.....	14	NDOYE, Maleye at James Madison (11-22-03)
FREE THROW ATT.....	18	NDOYE, Maleye at James Madison (11-22-03)
FT PCT (min 3 made).....	1.000 ( 4-4 )	WEBB, Eric at Minnesota (11-30-03)
	1.000 ( 3-3 )	NDOYE, Maleye vs Greensboro College (11-26-03)
REBOUNDS.....	11	SANDERS, Nick at UNI (12-06-03)
ASSISTS.....	9	CARTER, Tony at Minnesota (11-30-03)
STEALS.....	5	CARTER, Tony at Minnesota (11-30-03)
BLOCKED SHOTS.....	4	POJATINA, Marijan vs Southern Wesleyan (11-24-03)
TURNOVERS.....	6	CARTER, Tony vs Southern Wesleyan (11-24-03)
FOULS.....	5	CARTER, Tony at UNI (12-06-03)
	5	SANDERS, Nick at UNCG (12-03-03)
	5	SANDERS, Nick at Minnesota (11-30-03)
	5	POJATINA, Marijan at Minnesota (11-30-03)
	5	NDOYE, Maleye at Minnesota (11-30-03)
	5	PROWELL, Quan at Minnesota (11-30-03)



# 3 Tony Carter

Guard, 6-0, 170, Sophomore

Burlington, North Carolina ▲ Williams High School



## 2003-04 SEASON SUMMARY

Opponent	Date	GS	Min	----TOTAL----		-----3-PTS-----		FT-FTA		----REBOUNDS----		PF	FO	A	TO	Blk	Stl	Pts.	Avg			
				FG-FGA	.Pct	3PFG-FGA	.Pct		.Pct	Off	Def									Tot	Avg	
@ James Madison	11-22-03	*	39	4-8	.500	2-5	.400	2-2	1.000	2	1	3	3.0	3	0	4	2	0	3	12	12.0	
SO. WESLEYAN	11-24-03	*	25	2-4	.500	1-3	.333	2-5	.400	0	3	3	3.0	0	0	5	6	0	3	7	9.5	
GREENSBORO COLLEGE	11-26-03	*	21	2-7	.286	1-4	.250	3-8	.375	0	0	0	2.0	1	0	2	3	0	2	8	9.0	
@ Minnesota	11-30-03	*	38	4-9	.444	0-3	.000	0-2	.000	0	3	3	2.3	0	0	9	1	0	5	8	8.8	
@ UNC Greensboro	12-03-03	*	34	2-6	.333	0-2	.000	1-2	.500	0	3	3	2.4	1	0	4	1	0	0	5	8.0	
@ Northern Iowa	12-06-03	*	13	0-3	.000	0-1	.000	2-5	.400	1	3	4	2.7	5	1	2	2	0	1	2	7.0	
Totals .....			6	170	14-37	.378	4-18	.222	10-24	.417	3	13	16	2.7	10	1	26	15	0	14	42	7.0

## #03 TONY CARTER'S SUPERLATIVES/CAREER STATISTICS


CATEGORY	SEASON	CAREER
Points:	12 vs. James Madison (11-22)	20 vs. Western Carolina (1-13-03)
Field Goals Made:	4 vs. James Madison (11-22), vs. Minnesota (11-30)	6 vs. Methodist (12-13-02)
Field Goals Attempted:	9 vs. Minnesota (11-30)	11 vs. East Tennessee State (2-24-03)
3-Point Field Goals Made:	2 vs. James Madison (11-22)	3 vs. Western Carolina (1-13-03), vs. Chattanooga (1-25-03)
3-Point Field Goals Attempted:	5 vs. James Madison (11-22)	6 vs. three opponents
Free Throws Made:	3 vs. Greensboro (11-26)	9 vs. Western Carolina (1-13-03)
Free Throws Attempted:	8 vs. Greensboro (11-26)	11 vs. Western Carolina (1-13-03)
Rebounds:	3 vs. three opponents	7 vs. St. Mary's (11-27-02)
Assists:	9 vs. Minnesota (11-30)	11 vs. Minnesota (11-30-03)
Blocks:	None	1 vs. Chattanooga (12-16-02), vs. New Hampshire (12-28-02)
Steals:	5 vs. Minnesota (11-30)	5 vs. Minnesota (11-30)
Minutes:	39 vs. James Madison (11-22)	39 vs. James Madison (11-22-03)

YEAR	GP-GS	MP-AVG	FGM-FGA	PCT	3P-3PA	PCT	FTM-FTA	PCT	REB-AVG	PF-D	A	TO	BK	ST	PTS	AVG
2002-03	31-18	739-23.8	52-158	.329	23-81	.284	29-43	.674	95-3.1	45-0	52	37	2	35	156	5.0
2003-04	6-6	170-28.3	14-37	.378	4-18	.222	10-24	.417	16-2.7	10-1	26	15	0	14	42	7.0
<b>Totals</b>	<b>37-24</b>	<b>909-24.7</b>	<b>66-195</b>	<b>.338</b>	<b>27-99</b>	<b>.273</b>	<b>39-67</b>	<b>.582</b>	<b>111-3.0</b>	<b>55-1</b>	<b>78</b>	<b>52</b>	<b>2</b>	<b>49</b>	<b>198</b>	<b>5.4</b>

# 4 Robby Bostain

Guard/Forward, 6-3, 185, R-Freshman

Duluth, Georgia ▲ Brookwood High School



## 2003-04 SEASON SUMMARY

Opponent	Date	GS	Min	----TOTAL----		-----3-PTS-----		FT-FTA	.Pct	----REBOUNDS----				PF	FO	A	TO	Blk	Stl	Pts.	Avg
				FG-FGA	.Pct	3PTG-FGA	.Pct			Off	Def	Tot	Avg								
@ James Madison	11-22-03	*	24	3-14	.214	2-8	.250	3-4	.750	1	4	5	5.0	1	0	4	3	0	3	11	11.0
SO. WESLEYAN	11-24-03	*	28	5-12	.417	0-2	.000	2-3	.667	3	3	6	5.5	1	0	3	1	0	3	12	11.5
GREENSBORO COLLEGE	11-26-03	*	23	1-6	.167	1-2	.500	1-2	.500	3	4	7	6.0	0	0	6	0	0	2	4	9.0
@ Minnesota	11-30-03	*	21	2-6	.333	0-1	.000	1-2	.500	0	5	5	5.8	2	0	2	2	0	0	5	8.0
@ UNC Greensboro	12-03-03	*	17	1-7	.143	0-2	.000	0-0	.000	1	3	4	5.4	0	0	3	2	0	1	2	6.8
@ Northern Iowa	12-06-03	*	30	6-12	.500	0-2	.000	6-7	.857	2	2	4	5.2	0	0	0	0	0	1	18	8.7
Totals .....		6	143	18-57	.316	3-17	.176	13-18	.722	10	21	31	5.2	4	0	18	8	0	10	52	8.7

## #04 ROBBY BOSTAIN'S SUPERLATIVES/CAREER STATISTICS


CATEGORY	SEASON
Points: .....	18 vs. Northern Iowa (12-6)
Field Goals Made: .....	6 vs. Northern Iowa (12-6)
Field Goals Attempted: .....	14 vs. James Madison (11-22)
3-Point Field Goals Made: .....	2 vs. James Madison (11-22)
3-Point Field Goals Attempted: ..	8 vs. James Madison (11-22)
Free Throws Made: .....	6 vs. Northern Iowa (12-6)
Free Throws Attempted: .....	7 vs. Northern Iowa (12-6)
Rebounds: .....	7 vs. Greensboro (11-26)
Assists: .....	6 vs. Greensboro (11-26)
Blocks: .....	None
Steals: .....	3 vs. James Madison (11-22), vs. So. Wesleyan (11-24)
Minutes: .....	30 vs. Northern Iowa (12-6)

YEAR	GP-GS	MP-AVG	FGM-FGA	PCT	3P-3PA	PCT	FTM-FTA	PCT	REB-AVG	PF-D	A	TO	BK	ST	PTS	AVG
2003-04	6-6	143-23.8	18-57	.316	3-17	.176	13-18	.722	31-5.2	4-0	18	8	0	10	52	8.7

# 5 Maleye Ndoye

Forward, 6-8, 205, Senior

Dakar, Senegal ▲ Washington (Tenn.) Academy



## 2003-04 SEASON SUMMARY

Opponent	Date	GS	Min	----TOTAL----		-----3-PTS-----			----REBOUNDS----											Pts.	Avg
				FG-FGA	.Pct	3PFG-FGA	.Pct	FT-FTA	.Pct	Off	Def	Tot	Avg	PF	FO	A	TO	Blk	Stl		
@ James Madison	11-22-03	*	35	8-16	.500	2-6	.333	14-18	.778	1	3	4	4.0	2	0	1	2	1	1	32	32.0
SO. WESLEYAN	11-24-03	*	22	3-9	.333	1-2	.500	1-2	.500	0	2	2	3.0	3	0	0	4	1	1	8	20.0
GREENSBORO COLLEGE	11-26-03	*	26	5-12	.417	2-5	.400	3-3	1.000	5	2	7	4.3	1	0	0	0	0	1	15	18.3
@ Minnesota	11-30-03	*	38	14-21	.667	2-5	.400	2-3	.667	2	7	9	5.5	5	1	1	0	1	2	32	21.8
@ UNC Greensboro	12-03-03	*	37	6-11	.545	2-3	.667	2-2	1.000	1	3	4	5.2	2	0	1	2	0	0	16	20.6
@ Northern Iowa	12-06-03	*	28	1-5	.200	0-1	.000	0-0	.000	0	3	3	4.8	2	0	0	1	0	3	2	17.5
Totals .....		6	186	37-74	.500	9-22	.409	22-28	.786	9	20	29	4.8	15	1	3	9	3	8	105	17.5

## #05 MALEYE NDOYE'S SUPERLATIVES/CAREER STATISTICS

CATEGORY	SEASON	CAREER
Points:	32 vs. James Madison (11-22), vs. Minnesota (11-30)	32 vs. James Madison (11-22-03), vs. Minnesota (11-30-03)
Field Goals Made:	14 vs. Minnesota (11-30)	14 vs. Minnesota (11-30-03)
Field Goals Attempted:	21 vs. Minnesota (11-30)	21 vs. Minnesota (11-30-03)
3-Point Field Goals Made:	2 vs. James Madison (11-22), vs. Minnesota (11-30)	2 vs. James Madison (11-22-03), vs. So. Wesleyan (11-24-03)
3-Point Field Goals Attempted:	6 vs. James Madison (11-22)	6 vs. James Madison (11-22-03)
Free Throws Made:	14 vs. James Madison (11-22)	14 vs. James Madison (11-22-03)
Free Throws Attempted:	18 vs. James Madison (11-22)	18 vs. James Madison (11-22-03)
Rebounds:	9 vs. Minnesota (11-30)	11 vs. Atlanta Christian (11-18-01), vs. St. Mary's (11-27-02)
Assists:	1 vs. three opponents	5 vs. UNC Asheville (12-4-01)
Blocks:	1 vs. James Madison (11-22), vs. So. Wesleyan (11-24)	2 vs. seven opponents
Steals:	2 vs. Minnesota (11-30)	4 vs. St. Mary's (11-27-02)
Minutes:	38 vs. Minnesota (11-30)	38 vs. Minnesota (11-30)

YEAR	GP-GS	MP-AVG	FGM-FGA	PCT	3P-3PA	PCT	FTM-FTA	PCT	REB-AVG	PF-D	A	TO	BK	ST	PTS	AVG
2000-01	26-6	387-14.9	39-81	.481	0-4	.000	12-21	.571	72-2.8	71-2	12	28	10	12	90	3.5
2001-02	30-4	507-16.9	79-163	.485	0-7	.000	24-36	.667	120-4.0	72-2	32	43	16	12	182	6.1
2002-03	25-16	447-17.9	51-123	.415	5-11	.455	22-37	.595	68-2.7	58-0	21	41	10	20	129	5.2
2003-04	6-6	186-31.0	37-74	.500	9-22	.409	22-28	.786	29-4.8	15-1	3	9	3	8	105	17.5
<b>Totals</b>	<b>87-32</b>	<b>1527-17.6</b>	<b>206-441</b>	<b>.467</b>	<b>14-44</b>	<b>.318</b>	<b>80-122</b>	<b>.656</b>	<b>289-3.3</b>	<b>216-5</b>	<b>68</b>	<b>121</b>	<b>39</b>	<b>52</b>	<b>506</b>	<b>5.8</b>

# #10 Marijan Pojatina

Center, 6-11, 205, Senior  
Zagreb, Croatia ▲ XI School



## 2003-04 SEASON SUMMARY

Opponent	Date	GS	Min	----TOTAL----		-----3-PTS-----			----REBOUNDS----												
				FG-FGA	.Pct	3PFG-FGA	.Pct	FT-FTA	.Pct	Off	Def	Tot	Avg	PF	FO	A	TO	Blk	Stl	Pts.	Avg
@ James Madison	11-22-03	*	16	0-4	.000	0-0	.000	1-2	.500	4	3	7	7.0	1	0	1	2	1	0	1	1.0
SO. WESLEYAN	11-24-03	*	24	3-7	.429	0-1	.000	5-9	.556	1	6	7	7.0	3	0	2	4	4	1	11	6.0
GREENSBORO COLLEGE	11-26-03	*	20	2-9	.222	0-0	.000	0-1	.000	1	3	4	6.0	3	0	0	2	3	0	4	5.3
@ Minnesota	11-30-03	*	18	3-3	1.000	0-0	.000	0-1	.000	1	0	1	4.8	5	1	1	2	2	0	6	5.5
@ UNC Greensboro	12-03-03	*	12	0-1	.000	0-0	.000	0-0	.000	0	3	3	4.4	0	0	0	0	1	0	0	4.4
@ Northern Iowa	12-06-03	*	13	1-2	.500	0-0	.000	0-0	.000	0	2	2	4.0	4	0	3	0	1	0	2	4.0
Totals .....		6	103	9-26	.346	0-1	.000	6-13	.462	7	17	24	4.0	16	1	7	10	12	1	24	4.0

## #10 MARIJAN POJATINA'S SUPERLATIVES/CAREER STATISTICS


CATEGORY	SEASON	CAREER
Points:	11 vs. So. Wesleyan (11-24)	11 vs. So. Wesleyan (11-24-03)
Field Goals Made:	3 vs. So. Wesleyan (11-24), vs. Minnesota (11-30)	4 vs. Davidson (2-3-01), vs. St. Mary's (11-27-02)
Field Goals Attempted:	9 vs. Greensboro (11-26)	8 vs. Atlanta Christian (11-18-01)
3-Point Field Goals Made:	None	None
3-Point Field Goals Attempted:	1 vs. So. Wesleyan (11-24)	1 vs. So. Wesleyan (11-24-03)
Free Throws Made:	5 vs. So. Wesleyan (11-24)	5 vs. So. Wesleyan (11-24-03)
Free Throws Attempted:	9 vs. So. Wesleyan (11-24)	9 vs. So. Wesleyan (11-24-03)
Rebounds:	7 vs. James Madison (11-22), vs. So. Wesleyan (11-22)	8 vs. New Hampshire (12-28-02)
Assists:	2 vs. So. Wesleyan (11-24)	3 vs. College of Charleston (2-8-03)
Blocks:	4 vs. So. Wesleyan (11-24)	5 vs. Georgia Southern (2-19-01)
Steals:	1 vs. So. Wesleyan (11-24)	2 vs. Emory (12-8-01)
Minutes:	24 vs. So. Wesleyan (11-24)	30 vs. Chattanooga (2-5-01)

YEAR	GP-GS	MP-AVG	FGM-FGA	PCT	3P-3PA	PCT	FTM-FTA	PCT	REB-AVG	PF-D	A	TO	BK	ST	PTS	AVG
2000-01	20-5	278-13.9	19-44	.432	0-0	.000	3-10	.300	42-2.1	45-3	3	15	21	5	41	2.1
2001-02	22-1	155-7.0	16-29	.552	0-0	.000	3-4	.750	28-1.3	22-0	10	16	14	5	35	1.6
2002-03	30-21	419-14.0	45-83	.542	0-0	.000	11-16	.688	84-2.8	64-1	19	36	39	8	101	3.4
2003-04	6-6	103-17.2	9-26	.346	0-1	.000	6-13	.462	24-4.0	16-1	7	10	12	1	24	4.0
<b>Totals</b>	<b>78-33</b>	<b>955-12.2</b>	<b>89-182</b>	<b>.489</b>	<b>0-1</b>	<b>.000</b>	<b>23-43</b>	<b>.535</b>	<b>178-2.3</b>	<b>147-5</b>	<b>39</b>	<b>77</b>	<b>86</b>	<b>19</b>	<b>201</b>	<b>2.6</b>

# 13 Eric Webb

Guard, 6-2, 185, Freshman

Grand Rapids, Minnesota ▲ Grand Rapids High School



## 2003-04 SEASON SUMMARY

Opponent	Date	GS	Min	I---TOTAL---		I-----3-PTS-----I		FT-FTA	Pct	I---REBOUNDS---					PF	FO	A	TO	Blk	Stl	Pts	Avg
				FG-FGA	Pct	3PFG-FGA	Pct			Off	Def	Tot	Avg									
@ James Madison	11-22-03		23	2-9	.222	2-7	.286	0-0	.000	1	1	2	2.0	1	0	0	5	0	0	6	6.0	
SO. WESLEYAN	11-24-03		26	5-9	.556	4-8	.500	3-4	.750	1	2	3	2.5	0	0	3	2	0	1	17	11.5	
GREENSBORO COLLEGE	11-26-03		24	4-6	.667	2-4	.500	2-2	1.000	1	3	4	3.0	1	0	3	3	0	2	12	11.7	
@ Minnesota	11-30-03		34	1-8	.125	1-7	.143	4-4	1.000	0	3	3	3.0	1	0	4	3	0	1	7	10.5	
@ UNC Greensboro	12-03-03		29	4-10	.400	2-7	.286	0-0	.000	2	1	3	3.0	2	0	3	4	0	2	10	10.4	
@ Northern Iowa	12-06-03		31	3-8	.375	1-5	.200	4-6	.667	0	6	6	3.5	2	0	5	2	0	1	11	10.5	
Totals .....			167	19-50	.380	12-38	.316	13-16	.813	5	16	21	3.5	7	0	18	19	0	7	63	10.5	

## #13 ERIC WEBB'S SUPERLATIVES/CAREER STATISTICS


CATEGORY	SEASON
Points: .....	17 vs. So. Wesleyan (11-24)
Field Goals Made: .....	5 vs. So. Wesleyan (11-24)
Field Goals Attempted: .....	10 vs. UNC Greensboro (12-03)
3-Point Field Goals Made: .....	4 vs. So. Wesleyan (11-24)
3-Point Field Goals Attempted: ..	8 vs. So. Wesleyan (11-24)
Free Throws Made: .....	4 vs. Minnesota (11-30), vs. Northern Iowa (12-6)
Free Throws Attempted: .....	4 vs. So. Wesleyan (11-24), vs. Minnesota (11-30)
Rebounds: .....	6 vs. Northern Iowa (12-6)
Assists: .....	5 vs. Northern Iowa (12-6)
Blocks: .....	None
Steals: .....	2 vs. Greensboro (11-26), vs. UNC Greensboro (12-03)
Minutes: .....	34 vs. Minnesota (11-30)

YEAR	GP-GS	MP-AVG	FGM-FGA	PCT	3P-3PA	PCT	FTM-FTA	PCT	REB-AVG	PF-D	A	TO	BK	ST	PTS	AVG
2003-04	6-0	167-27.8	19-50	.380	12-38	.316	13-16	.813	21-3.5	7-0	18	19	0	7	63	10.5

# 15 Daniel Sperry

Forward, 6-6, 200, Sophomore

St. Simmons Island, Georgia ▲ Glynn Academy



## 2003-04 SEASON SUMMARY

Opponent	Date	GS	Min	----TOTAL----		-----3-PTS-----			----REBOUNDS----													
				FG-FGA	Pct	3PFG-FGA	Pct	FT-FTA	Pct	Off	Def	Tot	Avg	PF	FO	A	TO	Blk	Stl	Pts	Avg	
GREENSBORO COLLEGE	11-26-03		3	0-2	.000	0-0	.000	0-0	.000	1	0	1	1.0	0	0	0	0	0	0	0	0	0
Totals .....		0	3	0-2	.000	0-0	.000	0-0	.000	1	0	1	1.0	0	0	0	0	0	0	0	0	0


## #15 DANIEL SPERRY'S SUPERLATIVES/CAREER STATISTICS

CATEGORY	SEASON	CAREER
Points: .....	None	4 vs. St. Mary's (11-27-02)
Field Goals Made: .....	None	2 vs. St. Mary's (11-27-02)
Field Goals Attempted: .....	2 vs. Greensboro (11-26)	2 vs. St. Mary's (11-27-02), vs. Greensboro (11-26-03)
3-Point Field Goals Made: .....	None	None
3-Point Field Goals Attempted: ..	None	None
Free Throws Made: .....	None	None
Free Throws Attempted: .....	None	None
Rebounds: .....	1 vs. Greensboro (11-26)	1 vs. St. Mary's (11-27-02), 1 vs. Greensboro (11-26-03)
Assists: .....	None	None
Blocks: .....	None	None
Steals: .....	None	1 vs. St. Mary's (11-27-02)
Minutes: .....	3 vs. Greensboro (11-26)	3 vs. Greensboro (11-26-03)

YEAR	GP-GS	MP-AVG	FGM-FGA	PCT	3P-3PA	PCT	FTM-FTA	PCT	REB-AVG	PF-D	A	TO	BK	ST	PTS	AVG
2002-03	3-0	3-1.0	2-2	1.000	0-0	.000	0-0	.000	1-0.3	0-0	0	1	0	1	4	1.3
2003-04	1-0	3-1.0	0-2	.000	0-0	.000	0-0	.000	1-1.0	0-0	0	0	0	0	0	0.0
Totals	4-0	6-1.5	2-4	.500	0-0	.000	0-0	.000	2-0.5	0-0	0	1	0	1	4	1.0

# 22 Ben Earle

Guard/Forward, 6-5, 190, R-Sophomore  
Standish, Maine ▲ Windham Christian Academy



## 2003-04 SEASON SUMMARY

Opponent	Date	GS	Min	----TOTAL----		-----3-PTS-----			----REBOUNDS----										Pts	Avg		
				FG-FGA	Pct	3PFG-FGA	Pct	FT-FTA	Pct	Off	Def	Tot	Avg	PF	FO	A	TO	Blk			Stl	
@ James Madison	11-22-03		19	2-4	.500	1-2	.500	0-0	.000	1	0	1	1.0	2	0	0	0	0	0	0	5	5.0
SO. WESLEYAN	11-24-03		10	1-3	.333	1-3	.333	0-0	.000	0	0	0	0.5	2	0	0	2	0	0	3	4.0	
GREENSBORO COLLEGE	11-26-03		15	2-3	.667	0-1	.000	2-2	1.000	0	1	1	0.7	0	0	1	1	0	1	6	4.7	
@ Minnesota	11-30-03		9	0-0	.000	0-0	.000	0-0	.000	0	1	1	0.8	0	0	0	1	0	0	0	3.5	
@ UNC Greensboro	12-03-03		16	2-6	.333	0-3	.000	1-2	.500	1	1	2	1.0	0	0	0	0	0	0	5	3.8	
@ Northern Iowa	12-06-03		20	2-5	.400	0-1	.000	0-2	.000	0	1	1	1.0	2	0	1	0	0	0	4	3.8	
Totals .....			89	9-21	.429	2-10	.200	3-6	.500	2	4	6	1.0	7	0	2	4	0	1	23	3.8	

## #21 BEN EARLE'S SUPERLATIVES/CAREER STATISTICS


CATEGORY	SEASON
Points: .....	6 vs. Greensboro (11-26)
Field Goals Made: .....	2 vs. four opponents
Field Goals Attempted: .....	6 vs. UNC Greensboro (12-03)
3-Point Field Goals Made: .....	1 vs. James Madison (11-22), vs. So. Wesleyan (11-24)
3-Point Field Goals Attempted: ..	3 vs. So. Wesleyan (11-24), vs. UNC Greensboro (12-03)
Free Throws Made: .....	2 vs. Greensboro (11-26)
Free Throws Attempted: .....	2 vs. Greensboro (11-26)
Rebounds: .....	2 vs. UNC Greensboro (12-03)
Assists: .....	1 vs. Greensboro (11-26)
Blocks: .....	None
Steals: .....	1 vs. Greensboro (11-26)
Minutes: .....	20 vs. Northern Iowa (12-6)

YEAR	GP-GS	MP-AVG	FGM-FGA	PCT	3P-3PA	PCT	FTM-FTA	PCT	REB-AVG	PF-D	A	TO	BK	ST	PTS	AVG
2003-04	6-0	89-14.8	9-21	.429	2-10	.200	3-6	.500	6-1.0	7-0	2	4	0	1	23	3.8

# 22 Gerad Punch

Guard/Forward, 6-4, 200, Freshman

Phoenix, Arizona ▲ Brophy Preparatory School



## 2003-04 SEASON SUMMARY

Opponent	Date	GS	Min	I---TOTAL---		I-----3-PTS-----I		FT-FTA	Pct	I---REBOUNDS---					PF	FO	A	TO	Blk	Stl	Pts	Avg
				FG-FGA	Pct	3PFG-FGA	Pct			Off	Def	Tot	Avg									
@ James Madison	11-22-03		3	0-0	.000	0-0	.000	0-0	.000	0	2	2	2.0	0	0	0	0	0	0	0	0	0.0
SO. WESLEYAN	11-24-03		13	1-4	.250	0-2	.000	0-0	.000	1	3	4	3.0	0	0	2	1	0	1	2	1.0	
GREENSBORO COLLEGE	11-26-03		11	0-3	.000	0-2	.000	0-0	.000	0	3	3	3.0	1	0	2	0	0	1	0	0.7	
@ Minnesota	11-30-03		2	0-0	.000	0-0	.000	0-0	.000	0	0	0	2.3	1	0	0	0	0	1	0	0.5	
@ UNC Greensboro	12-03-03		2	0-0	.000	0-0	.000	0-0	.000	0	0	0	0.0	0	0	0	1	0	0	0	0.4	
@ Northern Iowa	12-06-03		2	0-0	.000	0-0	.000	2-2	1.000	1	2	3	2.0	2	0	0	0	0	0	2	0.7	
Totals .....			33	1-7	.143	0-4	.000	2-2	1.000	2	10	12	2.0	4	0	4	2	0	3	4	0.7	

## #22 GERAD PUNCH SUPERLATIVES/CAREER STATISTICS

CATEGORY	SEASON
Points: .....	2 vs. So. Wesleyan (11-24), vs. Northern Iowa (12-6)
Field Goals Made: .....	1 vs. So. Wesleyan (11-24)
Field Goals Attempted: .....	4 vs. So. Wesleyan (11-24)
3-Point Field Goals Made: .....	None
3-Point Field Goals Attempted: ..	2 vs. So. Wesleyan (11-24), vs. Greensboro (11-26)
Free Throws Made: .....	2 vs. Northern Iowa (12-6)
Free Throws Attempted: .....	2 vs. Northern Iowa (12-6)
Rebounds: .....	4 vs. So. Wesleyan (11-24)
Assists: .....	2 vs. So. Wesleyan (11-24), vs. Greensboro (11-26)
Blocks: .....	None
Steals: .....	1 vs. three opponents
Minutes: .....	13 vs. So. Wesleyan (11-24)


YEAR	GP-GS	MP-AVG	FGM-FGA	PCT	3P-3PA	PCT	FTM-FTA	PCT	REB-AVG	PF-D	A	TO	BK	ST	PTS	AVG
2003-04	33-0	33-5.5	1-7	.143	0-4	.000	2-2	1.000	12-2.0	4-0	4	2	0	3	4	0.7



# 24 Ryan Carson

Guard, 6-3, 180, Junior

Charlotte, North Carolina ▲ Providence Day School



## 2003-04 SEASON SUMMARY

Opponent	Date	GS	Min	----TOTAL----		-----3-PTS-----		FT-FTA	Pct	----REBOUNDS----							Pts	Avg			
				FG-FGA	Pct	3PFG-FGA	Pct			Off	Def	Tot	Avg	PF	FO	A			TO	Blk	Stl
SO. WESLEYAN	11-24-03		0	0-1	.000	0-1	.000	0-0	.000	0	0	0	0.0	0	0	0	0	0	0	0	0.0
GREENSBORO COLLEGE	11-26-03		4	1-2	.500	1-2	.500	0-0	.000	0	1	1	0.5	1	0	0	0	0	1	3	1.5
Totals .....		0	4	1-3	.333	1-3	.333	0-0	.000	0	1	1	0.5	1	0	0	0	0	1	3	1.5

## #24 RYAN CARSON'S SUPERLATIVES/CAREER STATISTICS


CATEGORY	SEASON	CAREER
Points:	3 vs. Greensboro (11-26)	3 vs. five opponents
Field Goals Made:	1 vs. Greensboro (11-26)	1 vs. five opponents
Field Goals Attempted:	2 vs. Greensboro (11-26)	2 vs. Wofford (1-11-03), vs. Greensboro (11-26-03)
3-Point Field Goals Made:	1 vs. Greensboro (11-26)	1 vs. five opponents
3-Point Field Goals Attempted:	2 vs. Greensboro (11-26)	2 vs. Wofford (1-11-03), vs. Greensboro (11-26-03)
Free Throws Made:	None	None
Free Throws Attempted:	None	1 vs. Wofford (1-11-03)
Rebounds:	1 vs. Greensboro (11-26)	2 vs. Methodist (12-13-02)
Assists:	None	1 vs. Methodist (12-13-02), Wofford (1-11-03)
Blocks:	None	1 vs. Sewanee (12-19-02)
Steals:	1 vs. Greensboro (11-26)	1 vs. Greensboro (11-26-03)
Minutes:	4 vs. Greensboro (11-26)	9 vs. Wofford (1-11-03)

YEAR	GP-GS	MP-AVG	FGM-FGA	PCT	3P-3PA	PCT	FTM-FTA	PCT	REB-AVG	PF-D	A	TO	BK	ST	PTS	AVG
2002-03	11-0	28-2.5	4-8	.500	4-7	.571	0-1	.000	2-0.2	2-0	2	3	1	0	12	1.1
2003-04	2-0	4-2.0	1-3	.333	1-3	.333	0-0	.000	1-0.5	1-0	0	0	0	1	3	1.5
<b>Totals</b>	<b>13-0</b>	<b>32-2.5</b>	<b>5-11</b>	<b>.454</b>	<b>5-10</b>	<b>.500</b>	<b>0-1</b>	<b>.000</b>	<b>3-0.2</b>	<b>3-0</b>	<b>2</b>	<b>3</b>	<b>1</b>	<b>1</b>	<b>15</b>	<b>1.2</b>

# 32 Quan Prowell

Forward, 6-8, 210, Freshman

Columbus, Georgia ▲ Jordan High School



## 2003-04 SEASON SUMMARY

Opponent	Date	GS	Min	----TOTAL----		-----3-PTS-----		----REBOUNDS----		PF	FO	A	TO	Blk	Stl	Pts	Avg				
				FG-FGA	Pct	3PFG-FGA	Pct	FT-FTA	Pct									Off	Def	Tot	Avg
@ James Madison	11-22-03		12	2-4	.500	0-0	.000	0-0	.000	0	2	2	2.0	4	0	0	0	1	3	4	4.0
SO. WESLEYAN	11-24-03		27	5-8	.625	0-0	.000	101	1.000	3	3	6	4.0	4	0	1	3	0	1	11	7.5
GREENSBORO COLLEGE	11-26-03		22	6-11	.545	2-2	1.000	202	1.000	2	1	3	3.7	3	0	1	1	2	3	16	10.3
@ Minnesota	11-30-03		31	6-11	.545	0-1	.000	3-4	.750	2	1	3	3.4	4	1	1	1	1	0	15	11.5
@ UNC Greensboro	12-03-03		26	9-10	.900	1-1	1.000	3-5	.600	2	5	7	4.2	2	0	0	1	2	1	22	13.6
@ Northern Iowa	12-06-03		28	6-13	.462	1-2	.500	0-0	.000	1	4	5	4.3	3	0	1	2	0	0	13	13.5
Totals .....			146	34-57	.596	4-6	.667	9-12	.750	10	16	26	4.3	21	1	4	8	6	8	81	13.5

## #32 QUAN PROWELL'S SUPERLATIVES/CAREER STATISTICS

CATEGORY	SEASON
Points:	22 vs. UNC Greensboro (12-03)
Field Goals Made:	9 vs. UNC Greensboro (12-03)
Field Goals Attempted:	11 vs. Greensboro (11-26), vs. Minnesota (11-30)
3-Point Field Goals Made:	2 vs. Greensboro (11-26)
3-Point Field Goals Attempted:	2 vs. Greensboro (11-26), vs. Northern Iowa (12-6)
Free Throws Made:	3 vs. Minnesota (11-30), vs. UNC Greensboro (12-03)
Free Throws Attempted:	5 vs. UNC Greensboro (12-03)
Rebounds:	7 vs. UNC Greensboro (12-03)
Assists:	1 vs. three opponents
Blocks:	2 vs. Greensboro (11-26), vs. UNC Greensboro (12-03)
Steals:	3 vs. Greensboro (11-26)
Minutes:	31 vs. Minnesota (11-30)

YEAR	GP-GS	MP-AVG	FGM-FGA	PCT	3P-3PA	PCT	FTM-FTA	PCT	REB-AVG	PF-D	A	TO	BK	ST	PTS	AVG
2003-04	6-0	146-24.3	34-57	.596	4-6	.667	9-12	.750	26-4.3	21-1	4	8	6	8	81	13.5

# 41 Nick Sanders

Forward, 6-7, 215, Junior

Leavenworth, Kansas ▲ Leavenworth High School



## 2003-04 SEASON SUMMARY

Opponent	Date	GS	Min	----TOTAL----		-----3-PTS-----		----REBOUNDS----		PF	FO	A	TO	Blk	Stl	Pts	Avg				
				FG-FGA	Pct	3PFG-FGA	Pct	FT-FTA	Pct									Off	Def	Tot	Avg
@ James Madison	11-22-03	*	29	0-3	.000	0-1	.000	1-2	.500	2	4	6	6.0	3	0	0	1	0	0	1	1.0
SO. WESLEYAN	11-24-03	*	25	2-3	.667	0-1	.000	2-2	1.000	2	6	9	7.5	4	0	2	1	0	1	6	3.5
GREENSBORO COLLEGE	11-26-03	*	22	2-4	.500	0-0	.000	2-2	1.000	3	1	4	6.3	2	0	4	2	0	3	6	4.3
@ Minnesota	11-30-03	*	34	5-8	.625	1-2	.500	0-0	.000	1	4	5	6.0	5	1	2	2	0	2	11	6.0
@ UNC Greensboro	12-03-03	*	27	2-6	.333	1-2	.500	0-0	.000	1	2	3	5.4	5	1	3	2	0	1	5	5.8
@ Northern Iowa	12-06-03	*	35	5-9	.556	0-1	.000	0-2	.000	4	7	11	6.3	2	0	3	1	1	3	10	6.5
Totals .....		6	172	16-33	.485	2-7	.286	5-8	.625	14	24	38	6.3	21	2	14	9	1	10	39	6.5

## #41 NICK SANDERS' SUPERLATIVES/CAREER STATISTICS


CATEGORY	SEASON	CAREER
Points:	11 vs. Minnesota (11-30)	11 vs. Minnesota (11-30-03)
Field Goals Made:	5 vs. Minnesota (11-30), vs. Northern Iowa (12-6)	5 vs. three opponents
Field Goals Attempted:	9 vs. Northern Iowa (12-6)	9 vs. Northern Iowa (12-6)
3-Point Field Goals Made:	1 vs. Minnesota (11-30), vs. UNC Greensboro (12-03)	1 vs. Minnesota (11-30-03)
3-Point Field Goals Attempted:	2 vs. Minnesota (11-30)	2 vs. Minnesota (11-30-03)
Free Throws Made:	2 vs. So. Wesleyan (11-24), vs. Greensboro (11-26)	4 vs. Georgia State (12-4-02), Western Carolina (1-13-03)
Free Throws Attempted:	2 vs. three opponents	4 vs. four opponents
Rebounds:	11 vs. Northern Iowa (12-6)	11 vs. Northern Iowa (12-6)
Assists:	4 vs. Greensboro (11-26)	4 vs. Georgia State (12-4-02), vs. Greensboro (11-26-03)
Blocks:	None	1 vs. 13 opponents
Steals:	3 vs. Greensboro (11-26), vs. Northern Iowa (12-6)	3 vs. three opponents
Minutes:	35 vs. Northern Iowa (12-6)	35 vs. Northern Iowa (12-6)

YEAR	GP-GS	MP-AVG	FGM-FGA	PCT	3P-3PA	PCT	FTM-FTA	PCT	REB-AVG	PF-D	A	TO	BK	ST	PTS	AVG
2001-02	31-13	580-18.7	33-73	.452	0-0	.000	7-11	.636	106-3.4	74-1	25	24	4	16	73	2.4
2002-03	31-2	664-21.4	33-91	.363	0-4	.000	25-36	.694	124-4.0	86-1	35	35	8	21	91	2.9
2003-04	6-6	172-28.7	16-33	.485	2-7	.286	5-8	.625	38-6.3	21-2	14	9	1	10	39	6.5
<b>Totals</b>	<b>68-21</b>	<b>1416-20.8</b>	<b>82-197</b>	<b>.416</b>	<b>2-11</b>	<b>.181</b>	<b>37-55</b>	<b>.672</b>	<b>268-3.9</b>	<b>181-4</b>	<b>74</b>	<b>68</b>	<b>13</b>	<b>47</b>	<b>203</b>	<b>3.0</b>

# 43 Julius van de Laar

Forward, 6-7, 225, Freshman

Heidelberg, Germany ▲ Urspring High School



## 2003-04 SEASON SUMMARY

Opponent	Date	GS	Min	----TOTAL----		-----3-PTS-----			----REBOUNDS----							Pts	Avg				
				FG-FGA	Pct	3PFG-FGA	Pct	FT-FTA	Pct	Off	Def	Tot	Avg	PF	FO			A	TO	Blk	Stl
GREENSBORO COLLEGE	11-26-03		4	0-0	.000	0-0	.000	0-0	.000	2	1	3	3.0	0	0	0	2	0	1	0	0.0
Totals .....		0	4	0-0	.000	0-0	.000	0-0	.000	2	1	3	3.0	0	0	0	2	0	1	0	0.0

## #43 JULIUS VAN DA LARR'S SUPERLATIVES/CAREER STATISTICS


CATEGORY SEASON  
 Points: ..... None  
 Field Goals Made: ..... None  
 Field Goals Attempted: ..... None  
 3-Point Field Goals Made: ..... None  
 3-Point Field Goals Attempted: .. None  
 Free Throws Made: ..... None  
 Free Throws Attempted: ..... None  
 Rebounds: ..... 3 vs. Greensboro (11-26)  
 Assists: ..... None  
 Blocks: ..... None  
 Steals: ..... 1 vs. Greensboro (11-26)  
 Minutes: ..... 4 vs. Greensboro (11-26)

YEAR	GP-GS	MP-AVG	FGM-FGA	PCT	3P-3PA	PCT	FTM-FTA	PCT	REB-AVG	PF-D	A	TO	BK	ST	PTS	AVG
2003-04	1-0	4-4.0	0-0	.000	0-0	.000	0-0	.000	3	3.0	0	2	0	1	0	0.0

# 45 Cedrick Price

Center, 6-9, 245, Junior

Savannah, Georgia ▲ A.E. Beach High School/  
Fork Union Military Academy



## 2003-04 SEASON SUMMARY

Opponent	Date	GS	Min	----TOTAL----		-----3-PTS-----			----REBOUNDS----								Pts	Avg			
				FG-FGA	Pct	3PFG-FGA	Pct	FT-FTA	Pct	Off	Def	Tot	Avg	PF	FO	A			TO	Blk	Stl
GREENSBORO COLLEGE	11-26-03		5	0-2	.000	0-0	.000	0-0	.000	0	1	1	1.0	0	0	0	1	0	0	0	0.0
@ Northern Iowa	12-6-03		0+	0-0	.000	0-0	.000	0-0	.000	0	0	0	0.5	0	0	0	0	0	0	0	0.0
Totals .....		0	5	0-2	.000	0-0	.000	0-0	.000	0	1	1	0.5	0	0	0	1	0	0	0	0.0

## #45 CEDRICK PRICE'S SUPERLATIVES/CAREER STATISTICS

CATEGORY	SEASON	CAREER
Points:	None	6 vs. Macalester (12-28-01)
Field Goals Made:	None	2 vs. Macalester (12-28-01)
Field Goals Attempted:	2 vs. Greensboro (11-26)	2 vs. four opponents
3-Point Field Goals Made:	None	None
3-Point Field Goals Attempted:	None	None
Free Throws Made:	None	2 vs. Macalester (12-28-01)
Free Throws Attempted:	None	2 vs. Emory (12-8-01), vs. Macalester (12-28-01)
Rebounds:	1 vs. Greensboro (11-26)	2 vs. Macalester (12-28-01), vs. Davidson (1-12-02)
Assists:	None	1 vs. Methodist (11-28-01)
Blocks:	None	None
Steals:	None	1 vs. Emory (12-8-01)
Minutes:	5 vs. Greensboro (11-26)	9 vs. Macalester (12-28-01), vs. Davidson (1-12-02)

YEAR	GP-GS	MP-AVG	FGM-FGA	PCT	3P-3PA	PCT	FTM-FTA	PCT	REB-AVG	PF-D	A	TO	BK	ST	PTS	AVG
2001-02	11-0	51-4.6	3-11	.273	0-0	.000	3-5	.600	9-0.8	15-0	1	7	0	1	9	0.8
2002-03	8-0	34-4.3	1-3	.333	0-0	.000	0-0	.000	4-0.5	5-0	0	4	0	0	2	0.3
2003-04	2-0	5-5.0	0-1	.000	0-0	.000	0-0	.000	1-0.5	0-0	0	1	0	0	0	0.0
<b>Totals</b>	<b>21-0</b>	<b>89-4.2</b>	<b>4-15</b>	<b>.266</b>	<b>0-0</b>	<b>.000</b>	<b>3-5</b>	<b>.600</b>	<b>14-0.7</b>	<b>20-0</b>	<b>1</b>	<b>12</b>	<b>0</b>	<b>1</b>	<b>11</b>	<b>0.5</b>

Official Basketball Box Score

Furman vs James Madison

11-22-03 7:00 p.m. at Harrisonburg, Va.

VISITORS: Furman

##	Player Name	TOT-FG 3-PT			REBOUNDS			PF	TP	A	TO	BLK	S	MIN	
		FG-FGA	FG-FGA	FT-FTA	OF	DE	TOT								
05	NDOYE, Maleye.....	f	8-16	2-6	14-18	1	3	4	2	32	1	2	1	1	35
41	SANDERS, Nick.....	f	0-3	0-1	1-2	2	4	6	3	1	0	1	0	0	29
10	POJATINA, Marijan...	c	0-4	0-0	1-2	4	3	7	1	1	1	2	1	0	16
03	CARTER, Tony.....	g	4-8	2-5	2-2	2	1	3	3	12	4	2	0	3	39
04	BOSTAIN, Robby.....	g	3-14	2-8	3-4	1	4	5	1	11	4	3	0	3	24
13	WEBB, Eric.....		2-9	2-7	0-0	1	1	2	1	6	0	5	0	0	23
21	EARLE, Ben.....		2-4	1-2	0-0	1	0	1	2	5	0	0	0	0	19
22	PUNCH, Gerad.....		0-0	0-0	0-0	0	2	2	0	0	0	0	0	0	3
32	PROWELL, Quan.....		2-4	0-0	0-0	0	2	2	4	4	0	0	1	3	12
	TEAM.....					3	1	4							
	Totals.....		21-62	9-29	21-28	15	21	36	17	72	10	15	3	10	200

TOTAL FG% 1st Half: 0-0 0.0% 2nd Half: 21-62 33.9% Game: 33.9% DEADB  
 3-Pt. FG% 1st Half: 0-0 0.0% 2nd Half: 9-29 31.0% Game: 31.0% REBS  
 F Throw % 1st Half: 0-0 0.0% 2nd Half: 21-28 75.0% Game: 75.0% 4,1

HOME TEAM: James Madison

##	Player Name	TOT-FG 3-PT			REBOUNDS			PF	TP	A	TO	BLK	S	MIN	
		FG-FGA	FG-FGA	FT-FTA	OF	DE	TOT								
02	COOPER, David.....	f	4-6	0-0	1-3	1	6	7	4	9	1	4	1	1	31
30	BROYLES, Dwyane.....	f	5-8	2-3	2-3	1	4	5	4	14	2	2	0	0	27
50	CATHLIN, Chris.....	c	1-6	0-0	0-0	1	3	4	2	2	0	1	1	0	20
21	NAPARLO, John.....	g	0-2	0-1	0-0	0	1	1	2	0	2	2	1	1	18
32	WILLIAMS, Chris.....	g	5-12	0-1	3-6	0	3	3	4	13	7	4	0	4	36
01	KOSSEKPA, Ulrich....		1-1	1-1	0-0	0	0	0	1	3	0	2	0	0	7
04	GREENE-LONG, Eddie..		1-1	0-0	0-0	1	5	6	1	2	0	1	0	0	9
22	FREEMAN, Daniel.....		3-5	0-2	1-1	0	3	3	2	7	1	2	0	0	15
23	CLARK, Chris.....		0-0	0-0	0-0	0	0	0	0	0	0	0	0	0	1
34	BARBOSA, Ray.....		11-15	4-5	2-3	1	1	2	0	28	1	1	0	0	28
44	JOHNSON, Cavell.....		0-1	0-0	0-0	0	0	0	1	0	0	1	1	0	8
	TEAM.....					2	3	5							
	Totals.....		31-57	7-13	9-16	7	29	36	21	78	14	20	4	6	200

TOTAL FG% 1st Half: 0-0 0.0% 2nd Half: 31-57 54.4% Game: 54.4% DEADB  
 3-Pt. FG% 1st Half: 0-0 0.0% 2nd Half: 7-13 53.8% Game: 53.8% REBS  
 F Throw % 1st Half: 0-0 0.0% 2nd Half: 9-16 56.3% Game: 56.3% 4

Officials: Bob Pennington, Scott Smith, Ed Corbett

Technical fouls: Furman-None. James Madison-None.

Attendance: 3784

Score by Periods	1st	2nd	Total
Furman.....	26	46	- 72
James Madison.....	38	40	- 78

OFFICIAL BASKETBALL BOX SCORE -- G A M E T O T A L S

Southern Wesleyan vs Furman

11-24-03 7:00 p.m. at Greenville, S.C. (Timmons Arena)

VISITORS: Southern Wesleyan 2-2

No.	N A M E		TOT-FG		3-PT	REBOUNDS					A	TO	BLK	S	MIN
			FG-FGA	FG-FGA	FT-FTA	OF	DE	TOT	PF	TP					
32	PENDGRAFF, Detroit	f	6-19	0-3	3-5	2	1	3	2	15	0	2	1	2	30
35	BRINSTON, Deonta	f	2-5	0-0	2-4	2	3	5	4	6	1	3	0	0	25
12	ALLEN, Brandon	g	2-15	1-6	0-0	4	4	8	4	5	1	2	0	4	34
24	RAPLEY, Jerans	g	2-6	0-1	1-2	2	1	3	0	5	2	5	0	1	17
30	MARSHALL, Brot	g	0-0	0-0	2-2	0	3	3	3	2	4	7	0	4	33
10	WOODS, Curtis		0-4	0-0	0-0	1	3	4	2	0	1	4	0	3	19
11	WILLIAMS, Justin		0-0	0-0	0-0	0	0	0	0	0	0	0	0	0	1
20	REEDER, Joe		2-5	1-4	0-0	1	1	2	2	5	0	1	0	0	14
25	EUBANKS, Jamar		1-1	0-0	0-0	1	0	1	0	2	0	1	0	0	2
34	JOHNSON, Roscoe		0-0	0-0	0-0	0	1	1	1	0	0	0	0	0	1
40	DONLON, Brian		4-5	0-0	2-5	1	1	2	2	10	0	0	0	1	14
42	CALLAHAN, Brandon		1-3	0-0	1-2	0	0	0	0	3	0	0	0	0	10
TEAM .....						1	3	4							
TOTALS			20-63	2-14	11-20	15	21	36	20	53	9	25	1	15	200

TOT-FG 1stH: 8-35 22.9% 2ndH: 12-28 42.9% OT: 0-0 00.0% Game: 31.7% Deadbl  
 3pt-FG 1stH: 2-7 28.6% 2ndH: 0-7 00.0% OT: 0-0 00.0% Game: 14.3% Rebs  
 FThrow 1stH: 5-8 62.5% 2ndH: 6-12 50.0% OT: 0-0 00.0% Game: 55.0% 7

HOME TEAM: Furman 1-1

No.	N A M E		TOT-FG		3-PT	REBOUNDS					A	TO	BLK	S	MIN
			FG-FGA	FG-FGA	FT-FTA	OF	DE	TOT	PF	TP					
05	NDOYE, Maleye	f	3-9	1-2	1-2	0	2	2	3	8	0	4	1	1	22
41	SANDERS, Nick	f	2-3	0-1	2-2	3	6	9	4	6	2	1	0	1	25
10	POJATINA, Marijan	c	3-7	0-1	5-9	1	6	7	3	11	2	4	4	1	24
03	CARTER, Tony	g	2-4	1-3	2-5	0	3	3	0	7	5	6	0	3	25
04	BOSTAIN, Robby	g	5-12	0-2	2-3	3	3	6	1	12	3	1	0	3	28
13	WEBB, Eric		5-9	4-8	3-4	1	2	3	0	17	3	2	0	1	26
21	EARLE, Ben		1-3	1-3	0-0	0	0	0	2	3	0	2	0	0	10
22	PUNCH, Gerad		1-4	0-2	0-0	1	3	4	0	2	2	1	0	1	13
24	CARSON, Ryan		0-1	0-1	0-0	0	0	0	0	0	0	0	0	0	0+
32	PROWELL, Quan		5-8	0-0	1-1	3	3	6	4	11	1	3	0	1	27
TEAM .....						3	2	5							
TOTALS			27-60	7-23	16-26	15	30	45	17	77	18	24	5	12	200

TOT-FG 1stH: 14-34 41.2% 2ndH: 13-26 50.0% OT: 0-0 00.0% Game: 45.0% Deadbl  
 3pt-FG 1stH: 3-10 30.0% 2ndH: 4-13 30.8% OT: 0-0 00.0% Game: 30.4% Rebs  
 FThrow 1stH: 4-7 57.1% 2ndH: 12-19 63.2% OT: 0-0 00.0% Game: 61.5% 7

OFFICIALS: Robert James, Nathan Quick, Tony Whisnant

TECHNICAL FOULS:

Southern Wesleyan - none  
 Furman - POJATINA, Marij(1)

ATTENDANCE: 1,032

SCORE BY PERIODS:	1st	2nd	OT1	OT2	OT3	OT4	TOTAL
Southern Wesleyan	23	30					53
Furman	35	42					77

OFFICIAL BASKETBALL BOX SCORE -- G A M E T O T A L S

Greensboro College vs Furman

11-26-03 7:00 p.m. at Greenville, S.C. (Timmons Arena)

VISITORS: Greensboro College 0-3

No.	N A M E	TOT-FG 3-PT			REBOUNDS							MIN			
		FG-FGA	FG-FGA	FT-FTA	OF	DE	TOT	PF	TP	A	TO		BLK	S	
21	BRYANT, B.J.	f	1-2	0-0	0-0	0	1	1	2	2	1	4	0	1	28
44	MONTRELL, Edward	f	1-7	0-0	4-4	0	6	6	1	6	1	3	0	1	33
00	SCHOETZ, Dshamal	c	2-7	0-0	2-3	1	5	6	3	6	2	6	1	1	27
03	WILLIAMS, Trey	g	0-7	0-4	1-2	1	1	2	2	1	4	5	0	2	31
05	WILLIAMS, Jason	g	4-7	4-6	2-2	2	3	5	2	14	1	3	0	1	25
10	NEWMAN, Truman		1-1	0-0	2-2	0	2	2	2	4	0	3	0	0	9
15	HARRIS, Shaun		0-1	0-0	0-0	1	1	2	2	0	0	1	0	1	12
20	JACKSON, Jarrett		3-5	2-4	0-0	0	1	1	0	8	0	0	1	0	5
25	WILLIAMS, Garrett		0-2	0-0	1-2	0	3	3	3	1	0	2	0	0	11
31	BATTLE, Justin		1-1	0-0	0-0	1	3	4	0	2	0	1	0	0	7
33	WOOD, Gerry		2-2	1-1	0-0	0	0	0	2	5	0	1	0	1	10
42	PARRISH, Justin		0-0	0-0	0-0	0	0	0	0	0	0	0	0	0	2
TEAM .....						1	0	1							
TOTALS			15-42	7-15	12-15	7	26	33	19	49	9	29	2	8	200

TOT-FG 1stH: 6-19 31.6% 2ndH: 9-23 39.1% OT: 0-0 00.0% Game: 35.7% Deadbl  
 3pt-FG 1stH: 1-5 20.0% 2ndH: 6-10 60.0% OT: 0-0 00.0% Game: 46.7% Rebs  
 FThrow 1stH: 1-2 50.0% 2ndH: 11-13 84.6% OT: 0-0 00.0% Game: 80.0% 1

HOME TEAM: Furman 2-1

No.	N A M E	TOT-FG 3-PT			REBOUNDS							MIN			
		FG-FGA	FG-FGA	FT-FTA	OF	DE	TOT	PF	TP	A	TO		BLK	S	
05	NDOYE, Maleye	f	5-12	2-5	3-3	5	2	7	1	15	0	0	0	1	26
41	SANDERS, Nick	f	2-4	0-0	2-2	3	1	4	2	6	4	2	0	3	22
10	POJATINA, Marijan	c	2-9	0-0	0-1	1	3	4	3	4	0	2	3	0	20
03	CARTER, Tony	g	2-7	1-4	3-8	0	0	0	1	8	2	3	0	2	21
04	BOSTAIN, Robby	g	1-6	1-2	1-2	3	4	7	0	4	6	0	0	2	23
13	WEBB, Eric		4-6	2-4	2-2	1	3	4	1	12	3	3	0	2	24
15	SPERRY, Daniel		0-2	0-0	0-0	1	0	1	0	0	0	0	0	0	3
21	EARLE, Ben		2-3	0-1	2-2	0	1	1	0	6	1	1	0	1	15
22	PUNCH, Gerad		0-3	0-2	0-0	0	3	3	1	0	2	0	0	1	11
24	CARSON, Ryan		1-2	1-2	0-0	0	1	1	1	3	0	0	0	1	4
32	PROWELL, Quan		6-11	2-2	2-2	2	1	3	3	16	1	1	2	3	22
43	VAN DE LAAR, Julius		0-0	0-0	0-0	2	1	3	0	0	0	2	0	1	4
45	PRICE, Cedrick		0-2	0-0	0-0	0	1	1	0	0	0	1	0	0	5
TEAM .....						1	1	2							
TOTALS			25-67	9-22	15-22	19	22	41	13	74	19	15	5	17	200

TOT-FG 1stH: 15-33 45.5% 2ndH: 10-34 29.4% OT: 0-0 00.0% Game: 37.3% Deadbl  
 3pt-FG 1stH: 5-12 41.7% 2ndH: 4-10 40.0% OT: 0-0 00.0% Game: 40.9% Rebs  
 FThrow 1stH: 6-10 60.0% 2ndH: 9-12 75.0% OT: 0-0 00.0% Game: 68.2% 4

OFFICIALS: Rick Ridenhour, Timothy Nestor, Charles Bridwell

TECHNICAL FOULS:

Greensboro College - none

Furman - none

ATTENDANCE: 1,053

SCORE BY PERIODS:	1st	2nd	OT1	OT2	OT3	OT4	TOTAL
Greensboro College	14	35					49
Furman	41	33					74



OFFICIAL BASKETBALL BOX SCORE -- G A M E T O T A L S

Furman vs Minnesota

11-30-03 1:00 p.m. at Minneapolis, Minn.

VISITORS: Furman 2-2

No.	N A M E	TOT-FG 3-PT			REBOUNDS							MIN			
		FG-FGA	FG-FGA	FT-FTA	OF	DE	TOT	PF	TP	A	TO		BLK	S	
05	NDOYE, Maleye	f	14-21	2-5	2-3	2	7	9	5	32	1	0	1	2	38
41	SANDERS, Nick	f	5-8	1-2	0-0	1	4	5	5	11	2	2	0	2	34
10	POJATINA, Marijan	c	3-3	0-0	0-1	1	0	1	5	6	1	2	2	0	18
03	CARTER, Tony	g	4-9	0-3	0-2	0	3	3	0	8	9	1	0	5	38
04	BOSTAIN, Robby	g	2-6	0-1	1-2	0	5	5	2	5	2	2	0	0	21
13	WEBB, Eric		1-8	1-7	4-4	0	3	3	1	7	4	3	0	1	34
21	EARLE, Ben		0-0	0-0	0-0	0	1	1	0	0	0	1	0	0	9
22	PUNCH, Gerad		0-0	0-0	0-0	0	0	0	1	0	0	0	0	1	2
32	PROWELL, Quan		6-11	0-1	3-4	2	1	3	5	15	1	1	1	0	31
TEAM .....						3	0	3							
TOTALS			35-66	4-19	10-16	9	24	33	24	84	20	12	4	11	225

TOT-FG 1stH: 0-0 00.0% 2ndH: 0-0 00.0% OT: 35-66 53.0% Game: 53.0% Deadbl  
 3pt-FG 1stH: 0-0 00.0% 2ndH: 0-0 00.0% OT: 4-19 21.1% Game: 21.1% Rebs  
 FThrow 1stH: 0-0 00.0% 2ndH: 0-0 00.0% OT: 10-16 62.5% Game: 62.5% 2

HOME TEAM: Minnesota 2-1

No.	N A M E	TOT-FG 3-PT			REBOUNDS							MIN			
		FG-FGA	FG-FGA	FT-FTA	OF	DE	TOT	PF	TP	A	TO		BLK	S	
32	HUMPHRIES, Kris	f	7-8	1-1	11-16	1	6	7	2	26	2	4	1	1	37
41	BAUER, Michael	f	2-5	0-2	2-2	2	4	6	3	6	2	3	1	2	32
11	HARGROW, Maurice	g	2-10	0-1	2-2	0	2	2	1	6	1	2	0	0	27
22	JOHNSON, Ben	g	12-19	2-3	6-6	5	4	9	2	32	5	2	0	2	40
31	BOONE, Adam	g	6-10	4-5	1-2	1	4	5	3	17	4	2	0	2	36
03	ROBINSON, Aaron		1-4	1-4	0-0	0	1	1	1	3	1	0	1	1	14
15	KANE, Aliou		0-1	0-0	0-1	1	0	1	1	0	0	1	0	0	2
21	GAINES, Stan		0-1	0-0	1-4	3	2	5	3	1	3	2	0	0	32
34	LAWSON, Brent		0-1	0-0	0-0	0	2	2	2	0	0	0	0	0	5
TEAM .....						0	1	1							
TOTALS			30-59	8-16	23-33	13	26	39	18	91	18	16	3	8	225

TOT-FG 1stH: 0-0 00.0% 2ndH: 0-0 00.0% OT: 30-59 50.8% Game: 50.8% Deadbl  
 3pt-FG 1stH: 0-0 00.0% 2ndH: 0-0 00.0% OT: 8-16 50.0% Game: 50.0% Rebs  
 FThrow 1stH: 0-0 00.0% 2ndH: 0-0 00.0% OT: 23-33 69.7% Game: 69.7% 2

OFFICIALS: Gene Monje, Paul Janssen, John Yorkovich

TECHNICAL FOULS:

Furman - none  
 Minnesota - none

ATTENDANCE: 11,850

SCORE BY PERIODS:	1st	2nd	OT1	OT2	OT3	OT4	TOTAL
Furman	39	39	6				84
Minnesota	41	37	13				91

OFFICIAL BASKETBALL BOX SCORE -- G A M E T O T A L S

Furman vs UNCG

12-03-03 7:35 p.m. at Greensboro, N.C.

VISITORS: Furman 2-3, 0-1 SoCon

No.	N A M E	TOT-FG 3-PT			REBOUNDS							MIN			
		FG-FGA	FG-FGA	FT-FTA	OF	DE	TOT	PF	TP	A	TO		BLK	S	
05	NDOYE, Maleye	f	6-11	2-3	2-2	1	3	4	2	16	1	2	0	0	37
41	SANDERS, Nick	f	2-6	1-2	0-0	1	2	3	5	5	3	2	0	1	27
10	POJATINA, Marijan	c	0-1	0-0	0-0	0	3	3	0	0	0	0	1	0	12
03	CARTER, Tony	g	2-6	0-2	1-2	0	3	3	1	5	4	1	0	0	34
04	BOSTAIN, Robby	g	1-7	0-2	0-0	1	3	4	0	2	3	2	0	1	17
13	WEBB, Eric		4-10	2-7	0-0	2	1	3	2	10	3	4	0	2	29
21	EARLE, Ben		2-6	0-3	1-2	1	1	2	1	5	0	0	0	0	16
22	PUNCH, Gerad		0-0	0-0	0-0	0	0	0	0	0	0	1	0	0	2
32	PROWELL, Quan		9-10	1-1	3-5	2	5	7	2	22	0	1	2	1	26
TEAM .....						0	1	1				1			
TOTALS			26-57	6-20	7-11	8	22	30	13	65	14	14	3	5	200

TOT-FG 1stH: 13-30 43.3% 2ndH: 13-27 48.1% OT: 0-0 00.0% Game: 45.6% Deadbl  
 3pt-FG 1stH: 4-11 36.4% 2ndH: 2-9 22.2% OT: 0-0 00.0% Game: 30.0% Rebs  
 FThrow 1stH: 0-0 00.0% 2ndH: 7-11 63.6% OT: 0-0 00.0% Game: 63.6% 1

HOME TEAM: UNCG 3-1, 1-0 SoCon

No.	N A M E	TOT-FG 3-PT			REBOUNDS							MIN			
		FG-FGA	FG-FGA	FT-FTA	OF	DE	TOT	PF	TP	A	TO		BLK	S	
24	GROSS, Josh	f	4-9	0-0	0-0	2	3	5	2	8	1	2	0	0	20
35	CLIFTON, Dwon	f	3-4	0-0	1-1	1	2	3	4	7	0	1	0	1	17
30	BURRELL, Ronnie	c	6-9	0-0	3-4	5	3	8	3	15	0	2	0	2	32
01	TAYLOR, Ronnie	g	1-5	0-2	0-0	0	4	4	1	2	3	3	0	1	29
32	JOSEPH, Jay	g	4-12	2-8	2-2	0	3	3	0	12	1	1	0	0	31
02	BLACKSTOCK, Rodney		4-9	0-3	3-7	2	4	6	3	11	1	1	0	4	23
03	HICKMAN, Ricky		0-1	0-1	2-2	0	2	2	0	2	3	0	0	1	10
04	WILSON, Tony		0-1	0-0	0-0	0	0	0	0	0	0	0	1	0	4
12	BRISTOW, Ray		5-7	4-5	0-0	0	1	1	1	14	0	1	0	1	10
21	JOHNSON, Tizzo		0-1	0-0	0-0	0	2	2	0	0	1	1	0	0	9
40	LAWRENCE, Jelani		0-0	0-0	0-0	0	1	1	3	0	0	1	0	0	7
54	McCARTHY, Sean		0-1	0-0	2-2	2	0	2	1	2	0	0	0	0	8
TEAM .....						0	1	1				1			
TOTALS			27-59	6-19	13-18	12	26	38	18	73	10	14	1	10	200

TOT-FG 1stH: 14-31 45.2% 2ndH: 13-28 46.4% OT: 0-0 00.0% Game: 45.8% Deadbl  
 3pt-FG 1stH: 1-8 12.5% 2ndH: 5-11 45.5% OT: 0-0 00.0% Game: 31.6% Rebs  
 FThrow 1stH: 5-9 55.6% 2ndH: 8-9 88.9% OT: 0-0 00.0% Game: 72.2% 3

OFFICIALS: Raymond Styons, Jimmy Spears, Mike Eades

TECHNICAL FOULS:

Furman - none

UNCG - none

ATTENDANCE: 1,090

SCORE BY PERIODS:	1st	2nd	OT1	OT2	OT3	OT4	TOTAL
Furman	30	35					65
UNCG	34	39					73

OFFICIAL BASKETBALL BOX SCORE -- G A M E T O T A L S

Furman vs UNI

12-6-03 1:05 p.m. at Cedar Falls, IA -- West Gym

VISITORS: Furman 3-3

No.	N A M E	TOT-FG 3-PT			REBOUNDS							MIN			
		FG-FGA	FG-FGA	FT-FTA	OF	DE	TOT	PF	TP	A	TO		BLK	S	
05	NDOYE, Maleye	f	1-5	0-1	0-0	0	3	3	2	2	0	1	0	3	28
41	SANDERS, Nick	f	5-9	0-1	0-2	4	7	11	2	10	3	1	1	3	35
10	POJATINA, Marijan	c	1-2	0-0	0-0	0	2	2	4	2	3	0	1	0	13
03	CARTER, Tony	g	0-3	0-1	2-5	1	3	4	5	2	2	2	0	1	13
04	BOSTAIN, Robby	g	6-12	0-2	6-7	2	2	4	0	18	0	0	0	1	30
13	WEBB, Eric		3-8	1-5	4-6	0	6	6	2	11	5	2	0	1	31
21	EARLE, Ben		2-5	0-1	0-2	0	1	1	2	4	1	0	0	0	20
22	PUNCH, Gerad		0-0	0-0	2-2	1	2	3	2	2	0	0	0	0	2
32	PROWELL, Quan		6-13	1-2	0-0	1	4	5	3	13	1	2	0	0	28
45	PRICE, Cedrick		0-0	0-0	0-0	0	0	0	0	0	0	0	0	0	0+
TEAM .....						0	4	4							
TOTALS			24-57	2-13	14-24	9	34	43	22	64	15	8	2	9	200

TOT-FG 1stH: 11-31 35.5% 2ndH: 13-26 50.0% OT: 0-0 00.0% Game: 42.1% Deadbl  
 3pt-FG 1stH: 0-8 00.0% 2ndH: 2-5 40.0% OT: 0-0 00.0% Game: 15.4% Rebs  
 FThrow 1stH: 8-13 61.5% 2ndH: 6-11 54.5% OT: 0-0 00.0% Game: 58.3% 5

HOME TEAM: UNI 3-3

No.	N A M E	TOT-FG 3-PT			REBOUNDS							MIN			
		FG-FGA	FG-FGA	FT-FTA	OF	DE	TOT	PF	TP	A	TO		BLK	S	
05	Crawford, Erik	f	2-5	1-4	2-4	1	5	6	4	7	1	2	0	1	28
43	Schneiderman, Matt	f	3-12	1-6	3-4	2	9	11	3	10	1	2	0	0	32
42	Gruber, David	c	4-7	0-0	1-2	4	5	9	2	9	0	3	0	0	29
12	Jacobson, Ben	g	6-17	0-5	1-1	1	5	6	2	13	4	1	0	0	34
23	McKowen, Brooks	g	0-4	0-4	8-9	0	1	1	4	8	0	1	0	2	16
01	Tutt, Keyonn		0-0	0-0	0-0	0	0	0	0	0	0	0	0	0	0+
02	Bennett, Matt		0-3	0-3	0-0	1	0	1	0	0	0	0	0	0	4
11	Little, John		0-0	0-0	0-0	0	1	1	2	0	0	1	0	0	13
21	Foster, Chris		2-8	2-7	0-1	0	1	1	3	6	0	1	0	0	21
22	Schmit, Pete		0-1	0-1	0-1	0	0	0	1	0	1	0	0	0	7
32	Stout, Grant		0-2	0-1	0-0	1	0	1	0	0	0	1	0	1	7
33	Godfread, Jon		1-2	0-0	0-0	0	2	2	1	2	0	0	1	0	9
TEAM .....						3	0	3							
TOTALS			18-61	4-31	15-22	13	29	42	22	55	7	12	1	4	200

TOT-FG 1stH: 7-33 21.2% 2ndH: 11-28 39.3% OT: 0-0 00.0% Game: 29.5% Deadbl  
 3pt-FG 1stH: 1-18 05.6% 2ndH: 3-13 23.1% OT: 0-0 00.0% Game: 12.9% Rebs  
 FThrow 1stH: 14-17 82.4% 2ndH: 1-5 20.0% OT: 0-0 00.0% Game: 68.2% 3

OFFICIALS: David Warfal, Brad Gaston, Mike Litzelfelner

TECHNICAL FOULS:

Furman - none  
 UNI - none

ATTENDANCE: 1282

SCORE BY PERIODS:	1st	2nd	OT1	OT2	OT3	OT4	TOTAL
Furman	30	34					64
UNI	29	26					55

Carter, Fouled Out: 1:13