



**Southern Conference Tournament
Game 28 — Wednesday, March 3, 2004
Furman (16-11, 8-8, No. 4 SoCon South) vs. Western Carolina (13-14, 6-10, No. 5 SoCon North)
North Charleston Coliseum, North Charleston, South Carolina, Noon EST
WCSZ-AM 1070 (Greenville), YahooBroadcast.com**



	ppg	rpg	Notes
Furman Paladins (174 Sagarin, 211 RPI as of 3/1/04)			
G 3 Tony Carter	6-0 .. 170 .. So. Burlington, N.C.	9.7 *3.8	26x60 3PFG (.433) last 20g; 37x51 FT (.725) last 12g; 23 ast./5 TOs last 6g
G 4 Robby Bostain	6-3 .. 185 .. R-Fr. Duluth, Ga.	10.2 4.1	SoCon All-Freshman Team; 18 (5x10 FGs, 7x9 FTs) vs. WCU (2/16)
F 5 Maleye Ndoye	6-8 .. 205 .. Sr. Dakar, Senegal	15.5 5.3	All-SoCon; 19x37 3PFGs (.514) last 7g; 19 vs. WCU (2/16); 32 vs. JMU, MINN
F 41 Nick Sanders	6-7 .. 215 .. Jr. Leavenworth, Kan. ..	6.1 6.1	FU leading rebounder; 37 ast./only 12 TOs last 12 games
C 10 Marijan Pojatina	6-11 205 .. Sr. Zagreb, Croatia	3.1 2.7	112 career blocks (4th in FU history)

G 13 Eric Webb	6-2 .. 185 .. Fr. Grand Rapids, Minn. .	8.8 *2.9	37x90 3PFG (.411) last 20 games; 36x45 FTs (.800); 20 pts. vs. Ohio St.
F 32 Quan Prowell	6-8 .. 210 .. Fr. Columbus, Ga.	10.1 4.3	SoCon Freshman-of-the-Year; 12 pts., 6 reb. vs. WCU (2/16)
C 1 Moussa Diagne	6-8 .. 210 .. Fr. Thies, Senegal	8.6 4.7	SoCon All-Freshman Team; 23 pts. (9x9 FGs) vs. CofC (game winner 3.3 sec.)

* Assists *Larry Davis (Asbury '78), 91-112 (7th Year at FU), 91-112 (7th Year Overall), 5-3 vs. Western Carolina, 6-6 in SoCon Tournaments*

**FURMAN-WESTERN CAROLINA
SERIES INFORMATION
(Furman leads 31-19)**

Wednesday's Furman-Western Carolina game will mark the 51st meeting between the Paladins and Catamounts in a series that began with a 106-83 Furman win in Greenville during the 1976-77 season. The Paladins have won three straight and four of the last five clashes with the Catamounts, including a 72-63 triumph in Cullowhee on Feb. 16. Furman is also 2-0 versus Western Carolina in SoCon Tournament action, having earned a 65-51 win over the Catamounts in the first round of the 2002 tournament in North Charleston. The Paladins claimed a 71-67 decision in the quarterfinals of the 1984 tournament in Asheville, N.C. WCU's last win over Furman was a 77-67 win in Cullowhee during the 2001-02 campaign.

2003-04 SOUTHERN CONFERENCE STANDINGS/SCHEDULE

North Division	Conference	Overall	Wednesday, March 3
East Tennessee State	15 - 1 .938	24 - 5 .828	G1 -- #4S Furman vs. #5N WCU, Noon
Chattanooga	10 - 6 .625	17 - 10 .630	G2 -- #3N Elon vs. #6S Citadel, 2:30
Elon	7 - 9 .438	11 - 17 .393	G3 -- #4N UNCG vs. #5S Wofford, 6:00
UNC Greensboro	7 - 9 .438	11 - 16 .407	G4 -- #3S CofC vs. #6N ASU, 8:30
Western Carolina	6 - 10 .375	13 - 14 .481	Thursday, March 4
Appalachian State	4 - 12 .250	9 - 20 .310	G5 -- #1N ETSU vs. Winner G1, Noon
			G6 -- #2S Davidson vs. Winner G2, 2:30
			G7 -- #1S Ga. Southern vs. Winner G3, 6:00
			G8 -- #2N Chattanooga vs. Winner G4, 8:30
South Division	Conference	Overall	Friday, March 5
Georgia Southern	11 - 5 .688	20 - 7 .741	G9 -- Winner G5 vs. Winner G6, 6:00
Coll. of Charleston	11 - 5 .688	19 - 8 .704	G10 -- Winner G7 vs. Winner G8, 8:30
Davidson	11 - 5 .688	16 - 11 .593	Saturday, March 6
Furman	8 - 8 .500	16 - 11 .593	G11 -- Winner G9 vs. Winner G10, 1:00
Wofford	4 - 12 .250	8 - 19 .296	
The Citadel	2 - 14 .125	6 - 21 .222	

NOTING THE PALADINS

51ST SOCON TOURNEY APPEARANCE...This will mark Furman's 51st Southern Conference Tournament appearance. The Paladins, who made their SoCon Tournament debut in 1952 with a 73-68 loss to North Carolina State, have posted a 40-44 record (.476) in conference tournament action over the years. Included in that history are nine title game appearances and six championships (1971, '73, '74, '75, '78, and '80). Two years ago Furman advanced to the championship game for the first time since 1980 before losing to Davidson, 62-57. The Paladins' run that year, which included a 65-61 triumph over Western Carolina in first round action, a 73-70 decision over Georgia Southern in the quarterfinals, and a 44-43 victory over College of Charleston in the semifinals, marked the first time a league team had ever advanced from the first round to the championship game.

FURMAN-DAVIS SOCON TOURNEY BREAKDOWN...Furman owns a 6-6 tournament record under head coach Larry Davis, whose teams have lost once each in the championship (2002), semifinals (2000) and quarterfinals (1999), and three times in the first round (1998, '01, and '03). Last year the Paladins fell to VMI 62-56 in the first round. Furman is 3-2 in first round matchups, 2-2 in the quarterfinals, 1-1 in the semifinals, and 0-1 in championship games under Davis. Furman is 2-0 vs. Georgia Southern, 1-0 vs. both UNC Greensboro and Western Carolina, 1-1 vs. both College of Charleston and former member VMI, 0-1 vs. Davidson, and 0-3 vs. Appalachian State in tournament action in the Davis era.

FURMAN IN NORTH CHARLESTON COLISEUM...Furman is 4-4 overall in games played at the North Charleston Coliseum. Included in that total are three contests versus Charleston Southern: 103-98 W (Dec. 18, 1993), 81-89 L (Dec. 21, 1995), and 62-72 L (Dec. 16, 1997).

NDOYE TABBED ALL-SOCON...Furman senior forward Maleye Ndoye was named All-Southern Conference by the league head coaches on Monday. The Dakar, Senegal, native is the fourth Furman player since 2001 and 15th Paladin overall to earn all-league honors since the coaches' team was established in 1990. Ndoye currently leads Furman in scoring (15.5 ppg) and ranks second in rebounding (5.3 ppg). He paces the Paladins and ranks third in the league in 3-point field goal percentage (50x115, 43.5 percent) and has converted 77.4 percent of his free throws (72x93). He opened the season with a career high 32-point performance against James Madison (14x18 FTs) and later equaled it in a 91-84 overtime loss at Minnesota (14x21 FGs). Other top outings this season include a 28-point performance in a 91-55 win over Wofford, a pair of 27-point displays in a 76-61 win over The Citadel (6x8 3PFGs) and 98-87 triumph over High Point. He scored 26 points in Furman's 77-72 win at Georgia Southern on Feb. 7, which snapped the Eagles' 13-game winning streak, and on Feb. 13 tallied 25 points, including the game winning jump shot with 1.5 seconds remaining, in the Paladins' 77-73 victory at Wofford — a performance that netted him Southern Conference Player-of-the-Week honors. Ndoye averaged 5.2 points per game as a junior, making his current 15.5

**2003-04 FURMAN PALADINS
RESULTS/SCHEDULE
(16-11, 8-8 SoCon South)**

Date	Opponent (TV)	Time
Nov. 22	@ James Madison	L 72-78
Nov. 24	SOUTHERN WESLEYAN	W 77-53
Nov. 26	GREENSBORO COLLEGE ..	W 74-49
Nov. 30	@ Minnesota	(ot) L 84-91
Dec. 3	@ UNC Greensboro*	L 65-73
Dec. 6	@ Northern Iowa	W 64-55
Dec. 14	@ UNC Asheville	W 60-56
Dec. 17	@ Ohio State (ESPN GP)	L 68-70
Dec. 20	HIGH POINT	W 98-87
FURMAN HOLIDAY CLASSIC		
Dec. 29	BETHUNE-COOKMAN	W 62-49
Dec. 30	LIPSCOMB	W 92-56
Jan. 5	EAST TENNESSEE STATE*	L 68-69
Jan. 10	@ Charleston* (CSS)	L 65-70
Jan. 13	ERSKINE	W 89-51
Jan. 17	GA. SOUTHERN* (FOXSS)	L 67-71
Jan. 19	@ The Citadel*	W 76-61
Jan. 24	WOFFORD*	W 91-55
Jan. 26	CHATTANOOGA*	L 66-78
Jan. 31	APPALACHIAN ST.* (CSS)	W 85-74
Feb. 2	@ Elon*	L 60-67
Feb. 7	@ Georgia Southern*	W 77-72
Feb. 10	DAVIDSON*	L 73-83
Feb. 14	@ Wofford*	W 77-73
Feb. 16	@ Western Carolina*	W 72-63
Feb. 21	THE CITADEL*	W 60-47
Feb. 25	CHARLESTON* (CSS)	W 58-57
Feb. 28	@ Davidson*	L 64-71
Mar. 3	Western Carolina (SoCon)	Noon (North Charleston, S.C.)

* Southern Conference Game

scoring average the greatest improvement by Paladin from his junior to senior seasons since All-American Frank Selvy recorded a jump from 29.5 ppg as junior in 1952-53 to a nation leading 41.7 ppg as senior the following year. This past summer Ndoye helped his native Senegal to a fourth place finish in the African Championships, including a 27-point performance in a 92-77 win over Morocco.

✎ **PROWELL SELECTED SOCON FRESHMAN-OF-THE-YEAR...**Furman forward Quan Prowell was named Southern Conference Freshman-of-the-Year on Monday following balloting by league head coaches. A Columbus, Ga., native and product of Jordan High School, Prowell trailed only teammate Robby Bostain among league freshmen in scoring, averaging 10.1 points per game despite sitting out four midseason contests with a knee injury. He averaged 4.3 rebounds and shot 53.5 percent from the field, including 36.6 percent from 3-point range. A 72.0 percent free throw shooter, he also finished second on the team in blocks with 25. His 2003-04 campaign included a season high 22-point performance (9x10 FGs) against UNC Greensboro and an 18-point, MVP outing in a 92-56 triumph over Lipscomb in the championship game of the Jack In Box Furman Holiday Classic in late December. He also tallied 15 points in a 91-84 overtime loss at Minnesota, 14 points in a 77-73 win over Wofford, and 12 points in the Paladins' 72-63 triumph over Western Carolina. He is the sixth Furman player to garner league freshman-of-the-year honors. Previous Paladin honorees include George Singleton (1981), Bruce Evans (1989), Derek Waugh (1990), Bill Harder (1993), and Chuck Vincent (1995).

✎ **PROWELL, DIAGNE, BOSTAIN NAMED TO SOCON ALL-FRESHMAN TEAM...**Furman claimed three of the five slots on the 2003-04 Southern Conference All-Freshman Team, which was announced on Monday. In voting by head coaches, forward Quan Prowell, center Moussa Diagne (pronounced "Jine"), and guard Robby Bostain were named to the squad, making Furman the first school in SoCon history to place three players on the team. In all Furman has had 24 players named to league all-freshman squads since the mythical team's inception in 1977.

✎ **FRESHMAN CONTRIBUTION SIGNIFICANT...**Heading into Wednesday's Southern Conference Tournament first round clash with Western Carolina, exactly 48.3 percent (950 points) of Furman's scoring is coming from its freshman class, which currently sports four of the SoCon's top five freshman scorers — guard **Robby Bostain** (1st - 10.2 ppg), forward **Quan Prowell** (2nd - 10.1 ppg), guard **Eric Webb** (4th - 8.8 ppg), and forward **Moussa Diagne** (5th - 8.6 ppg).

✎ **BOSTAIN LEADS SOCON FRESHMAN SCORERS...**Redshirt freshman guard **Robby Bostain** heads into Southern Conference Tournament play as the league's leading scoring freshman (10.2 ppg). A starter in 26 of Furman's 27 games, the Paladin lefthander, besides ranking second on the team in scoring, also stands second in steals (38) and fourth in assists (65). Adept at scoring off the drive, he has converted a solid 88 of his team leading 112 free throw attempts (78.6 percent) and has been whistled for an astonishingly low 29 fouls in 658 minutes of action. Keyed by a 13-of-16 performance at the free throw line, he scored a season high 21 points in Furman's 98-87 win over High Point. He canned 10-of-11 free throw chances on the way to 16 points in an 85-74 win over Appalachian State, and tallied 18 points in a 64-55 triumph over Northern Iowa and in the Paladins 72-63 win over Western Carolina in Cullowhee on Feb. 16. He earned Jack In The Box Furman Holiday Classic all-tournament honors with a solid 17-point, 6-rebound, 4-assist performance in only 19 minutes versus Lipscomb in the Paladins' 92-56 championship game victory.

✎ **DIAGNE COMING ON...**After sitting out Furman's first seven games, freshman forward/center Moussa Diagne (pronounced "Jine") has proven to be a quality addition to the Paladin fold since mid December and heads into Southern Conference Tournament play averaging 8.6 points and 4.7 rebounds per game. His scoring average surged recently with a season high 23-point performance in 22 minutes of action versus College of Charleston on Feb. 25, when he went 9-for-9 from the field (2x2 3PFGs) and completed two three-point plays in the final minute, including the game winner with 3.3 seconds remaining. His previous season best had been a 13-point outing in an 89-51 rout of Erskine. Diagne leads Furman in field goal percentage (.555) and is 8-of-19 from 3-point range (.421) on the year. He has averaged 9.5 ppg and 5.2 rpg over the past 17 games.

✎ **DEFENDING MARTIN...**In Furman's 72-63 win over Western

Carolina in Cullowhee on Feb. 16, the Paladins limited **Kevin Martin**, the nation's leading scorer at that time, to only 12 points, four of which came in the final minute with the game's outcome all but decided. Martin, who entered the game averaging 27.1 ppg, was held to eight points a year ago in Greenville in a 71-67 Paladin win.

✎ **FAST FINISHES: PART II...**Furman won four of its last five games, including triumphs over College of Charleston (58-57), The Citadel (60-47), Western Carolina (72-63), and Wofford (77-73). A year ago Furman won its last five regular season games, including an 84-71 triumph in Johnson City, Tenn., over eventual SoCon Tournament champion East Tennessee State.

✎ **NOTABLE TURNAROUND, STREAK BUSTERS...**After starting SoCon play 0-4, Furman went 8-4 in its final 12 conference games and won four of its final six road contests. One of those four road decisions was a 77-72 win over Georgia Southern on Feb. 7, which snapped the Eagles' 13-game winning streak. Furman's 58-57 win over the College of Charleston on Feb. 25 represented the first regular season triumph by the Paladins over the Cougars since CofC joined the Southern Conference in 1998. Previously, Furman's only victory over the Cougars had come in the semifinals of the 2001 SoCon Tournament by a 44-43 score.

✎ **TASTE OF SUCCESS...**In downing The Citadel on Feb. 21 in Greenville, Furman clinched a winning season — the second in the last three years for the Paladins, who went 17-14 in 2001-02, but only the second winning campaign for the purple and white since the aforementioned 1991-1992 season. Furman's 8-8 league record marked Furman's second straight .500 conference finish since the SoCon went to divisional play beginning with the 1994-95 season. Last year's 8-8 conference slate marked the program's first non-losing league campaign since 1991-92 (9-5).

✎ **FURMAN: THE BRACKET BUSTERS...**Furman owns two wins this year of teams who recently completed in NCAA "Bracket Busters" contests. The Paladins thumped Northern Iowa 64-55 in Cedar Falls, Iowa, on Dec. 6 and toppled College of Charleston 58-57 in Greenville on Feb. 25. Northern Iowa won its "Bracket Buster" game, defeating Wisconsin-Green Bay 82-75, while College of Charleston dropped its contest to Western Michigan 83-78 in overtime, two days before falling to Furman.

✎ **TOURNAMENT TITLE DROUGHT SNAPPED...**Furman's 92-56 triumph over Lipscomb on Dec. 30 gave the program the Jack In The Box Furman Holiday Classic title — the program's first tournament championship of any kind since the Paladins knocked off Marshall 80-62 in Roanoke, Va., to win the 1980 Southern Conference title.

✎ **ROAD PATSIES NO MORE...**Furman's six road wins this year (6-7), including triumphs in three of its final four away contests, are the most since the 1991-92 campaign, when the Paladins also forged a 6-6 road slate on the way to a 17-11 record under **Butch Estes**.

✎ **RUNNING THE SHOW...**Sophomore guard **Tony Carter** has fashioned a solid second season as a Paladin and leads Furman in both assists (102) and steals (49). In addition he's displayed significant improvement as a shooter over his freshman campaign, going from 32.9 percent a year ago to his current 43.6 percent. Ditto from his 3-point range, where he's improved from 28.4 percent last year to 36.9 percent this season. Over the past 20 games, he's canned 26-of-60 treys (43.3 percent). His top performance this year was a 20-point outing in an 85-74 win over Appalachian State on Jan. 31. He poured in 18 points in a 98-87 victory over High Point on Dec. 20. After struggling at the free throw line (14x32, 43.8 percent) over the season's first seven games, Carter has been hot of late, having canned 37-of-51 charity stripe opportunities (72.5 percent) over the last 12 games. He's also taken care of the basketball in impressive fashion over the last six games, committing only five turnovers while tallying 23 assists over that stretch.

✎ **ERIC'S WEBB...**Another key performer in Furman's impressive freshman class is guard **Eric Webb**, who has shot 42.4 percent (37x90) from 3-point range over the last 20 games. In the Paladins' 92-56 rout of Lipscomb (Dec. 30), he came off the bench to register a season high nine assists in 21 minutes of action. In the Paladins' 70-68 loss at Ohio State on Dec. 17, the 2003 Minnesota AAA player-of-the-year tallied a season high 20 points on the strength of 6-of-8 shooting from 3-point range.

✎ **INSIDE THE NUMBERS...**The Southern Conference leader in scoring defense (65.9 ppg) heading into tournament play, Furman is averaging 72.8 ppg on offense, which is significantly higher (+6.6) than last year's 66.2 ppg figure. Similarly, Furman has improved its shooting from the field from 42.8 percent last year to its current 44.9 percent (+2.1 percent), and from 3-point range (32.9 percent in '02-03 vs. 35.1 percent this year). On the defensive side the Paladins have limited opponents to only 41.5 percent shooting from the field, which is a notable decrease (improvement) from last year's 44.1 percentage (-2.4 percent), and 32.0 percent from 3-point range, which is a drop from last year's 34.5 percent mark.

✎ **SANDERS WITH THE ASSIST...**Junior forward **Nick Sanders**, Furman's top rebounder (6.1 rpg), registered a career high six assists in Furman's recent 77-72 win over Georgia Southern in Statesboro on Feb. 7 and has tallied 37 assists and only 12 turnovers in the last 12 games. Sanders took four stitches following the Ohio State game after receiving a flagrant elbow to the face in the second half from the Buckeyes' **Matt Sylvester**, who was subsequently suspended for one game by the OSU coaching staff.

✎ **POJATINA ON THE CHARTS...**Senior center **Marijan Pojatina** (pronounced "Mar-E-ahn, POE-yah-ta-nah") now has 112 for his career, which ranks him fourth on Furman's all-time ledger. Next up in third place is Jim Strickland, who recorded 117 blocks in 55 games over two seasons (1976-77).

✎ **PALADIN SIGNEE...**Furman announced the signing of 6-foot-2 wing guard **Jadee Jones** from Apple Valley, Minn., in November. As a junior at DeLaSalle (Minn.) High School, he averaged 18.0 ppg, shot 45.0 percent from three-point range, and earned all-state honors. This year he is attending Hopkins High School in Minneapolis.

✎ **EXCEEDING EXPECTATIONS...**With its fourth place finish in this year's Southern Conference South Division race, Furman topped its consensus preseason No. 5 pick in separate polls by league head coaches and media in the six-team south division. The Paladins, who finished four games ahead of Wofford (the No. 4 preseason pick), lost their top four scorers and three leading rebounders from a year ago, including forward **Karim Souchu** (19.5 ppg/4.5 rpg), who completed his career with 2,014 points, good for fourth place on Furman's all-time scoring chart. Furman also graduated point guard **Guilherme Da Luz** (11.4 ppg/4.2 rpg/149 assists), who last year became the first player in SoCon history to tally 1,000 points (1,253), 600 assists (668), 500 rebounds (512), and 200 steals (205). In addition, the Paladins graduated forward **Kenny Zeigler** (8.3 ppg/7.8 rpg).

✎ **FRANK SELVY'S 50TH ANNIVERSARY...**At halftime of Furman's home game against The Citadel on Saturday, Feb. 21, 2004, Furman celebrated the 50th anniversary of Paladin All-American **Frank Selvy's** senior season. A native of Corbin, Ky., who currently lives just outside Greenville, Selvy led the nation in scoring (41.7 ppg), tallied an NCAA Division I record 100 points in a 149-95 win over Newberry College on Feb. 13, 1954 at Greenville's Textile Hall, and was named NCAA Player-of-the-Year in 1954 after helping Furman to a 20-9 season that featured

wins over South Carolina, Clemson, Virginia Tech, Georgia Tech, and Manhattan, among others. A two-time Southern Conference Player-of-the-Year pick and NBA's No. 1 Draft pick in 1954 by the Baltimore Bullets, he played nine seasons in the NBA, including five with the Los Angeles Lakers, where he played alongside future Hall-of-Famers **Jerry West** and **Elgin Baylor**. He still holds five NCAA records, 10 Southern Conference standards, and 17 school records, and is a member of both the Furman and South Carolina Athletic Halls of Fame. His jersey No. 28 is one of only four retired numbers in Furman basketball history. Selvy, was also recently ranked (No. 50) by *Street & Smith's Magazine* among the 100 greatest players in college basketball history.

✎ **GETTING SOME PRESS...**Furman great Frank Selvy's 100-point game and sterling career was recalled recently in stories and columns by *The State*, *The Greenville News*, *The Spartanburg Herald-Journal*, *The Charleston Post & Courier*, *The Atlanta Journal-Constitution*, *The Charlotte Observer*, *The Louisville Courier-Journal*, *The Richmond Times-Dispatch*, *USA Today*, *NCAA News*, and *The Associated Press*. In addition, he was profiled in segments on ESPN, Fox Sports South, and on CBS's telecast of its Saturday, Feb. 14 game between Kentucky and Georgia.

FACTS ABOUT FURMAN

Founded in 1826 and located in Greenville, S.C., Furman University, a private liberal arts institution, is ranked as one of the 50 finest liberal arts colleges in the country by *U.S. News and World Report*. Furman's 2,600 students, who represent 46 states and 39 countries, enjoy a collegiate experience on a 750-acre campus that was recently ranked by the American Society of Landscape Architects as one of America's 362 most beautifully landscaped places. Furman graduates have excelled in many fields, and among a few of the notables are **John Broadus Watson**, the "father of behavioral psychology"; **Charles Townes**, Nobel-Prize winning inventor of the laser and maser; **Richard W. Riley**, former United States Department of Education Secretary; Keith Lockhart, the conductor of the Boston Pops; **Betsy King** and **Beth Daniel**, LPGA Hall-of-Fame members; and **Mark Sanford**, South Carolina's current governor. Former Cincinnati Bengals head coach **Sam Wyche** is a Furman graduate. A member of the Southern Conference since 1936, Furman boasts a 17-sport intercollegiate athletics program that ranks among the finest in the country. Within the past year the university's football, men's soccer, women's soccer, men's tennis, women's tennis, and women's golf teams have participated in NCAA Tournament play. During the 2001-02 school year 29 Furman student-athletes earned All-America honors.

2003-04 FURMAN PALADINS ROSTER

No.	Name	Pos.	Ht.	Wt.	Yr.	Hometown	Last School
1	Moussa Diagne	F	6-8	210	Fr.	Thies, Senegal	Mount Olive (Ga.) Preparatory School
3	Tony Carter	G	6-0	170	So.	Burlington, N.C.	Williams High School
4	Robby Bostain	G/F	6-3	185	R-Fr.	Duluth, Ga.	Brookwood High School
5	Maleye Ndoye	F	6-8	205	Sr.	Dakar, Senegal	Washington (Tenn.) Academy
10	Marijan Pojatina	C	6-11	205	Sr.	Zagreb, Croatia	XI School
13	Eric Webb	G	6-2	185	Fr.	Grand Rapids, Minn.	Grand Rapids High School
15	Daniel Sperry	F	6-6	200	So.	St. Simons Island, Ga.	Glynn Academy
21	Ben Earle	G/F	6-5	190	R-So.	Standish, Me.	Gordon (Mass.) College
22	Gerad PUNCH	G/F	6-4	200	Fr.	Phoenix, Ariz.	Brophy Preparatory School
24	Ryan Carson	G	6-3	180	Jr.	Charlotte, N.C.	Providence Day School
32	Quan Prowell	F	6-8	210	Fr.	Columbus, Ga.	Jordan High School
41	Nick Sanders	F	6-7	215	Jr.	Leavenworth, Kan.	Leavenworth High School
43	Julius van de Laar	F	6-7	225	Fr.	Heidelberg, Germany	Urspring High School
45	Cedrick Price	C	6-9	245	Jr.	Savannah, Ga.	Fork Union (Va.) Military Academy

Head Coach: Larry Davis (Asbury '78)

Assistant Coaches: Ken Potosnak (Randolph-Macon '90), Niko Medved (Minnesota '97), Mike Shedd (Purdue '97)

FURMAN IN SOUTHERN CONFERENCE TOURNAMENTS

Year	Score	Result	Opponent	Site	Furman Top Scorer	Furman Coach	Opponent Top Scorer
1951-52	68-73	L	North Carolina State	Raleigh, N.C.	Frank Selvy-27	Lyles Alley	Bobby Speight-28
1952-53	87-91	L	West Virginia	Raleigh, N.C.	Nield Gordon-37	Lyles Alley	Sottile-29
1953-54	84-68	W	Davidson	Morgantown, W.Va.	Frank Selvy-36	Lyles Alley	Hobbt Cobb-16
	(ot) 81-85	L	Richmond	Morgantown, W.Va.	Darrell Floyd-32	Lyles Alley	Ken Daniels-19
1954-55	63-97	L	Washington & Lee	Morgantown, W.Va.	Darrell Floyd-20	Lyles Alley	Lee Marshall-24
1955-56	84-70	W	Virginia Tech	Richmond, Va.	Darrell Floyd-43	Lyles Alley	Terry Penn-22
	74-77	L	West Virginia	Richmond, Va.	Darrell Floyd-31	Lyles Alley	Rod Hundley-42
1956-57	71-90	L	Richmond	Richmond, Va.	Jimmie Herring-18	Lyles Alley	Warren Mitchell-20
1957-58	59-73	L	George Washington	Richmond, Va.	Byron Pinson-21	Lyles Alley	Bill Telasky-24
1958-59	88-93	L	The Citadel	Richmond, Va.	Pete Carlisle-26	Lyles Alley	Art Musselman-36
1959-60	74-82	L	William & Mary	Richmond, Va.	Dag Wilson-25	Lyles Alley	Bev Vaughn-24
1960-61	(3ot) 84-86	L	William & Mary	Richmond, Va.	Jerry Smith-30	Lyles Alley	Jeff Cohen-26
1961-62	61-76	L	VMI	Richmond, Va.	Gerald Glur-25	Lyles Alley	Norm Halberstadt-26
1962-63	57-54	W	George Washington	Richmond, Va.	Jerry Smith-16	Lyles Alley	Kenny Legins-14
	63-81	L	West Virginia	Richmond, Va.	Jerry Smith-26	Lyles Alley	Rod Thorn-37
1963-64	73-77	L	VMI	Charlotte, N.C.	Leroy Peacock-25	Lyles Alley	Bill Blair-22
1965-66	73-78	L	William & Mary	Charlotte, N.C.	Steve Lawrence-29	Lyles Alley	Tim Walter-17
1966-67	55-64	L	Davidson	Charlotte, N.C.	Don Webster-22	Frank Selvy	Wayne Huckel-17
1967-68	62-52	W	VMI	Charlotte, N.C.	Dick Esleeck-27	Frank Selvy	Mike Manis-19
	63-79	L	Davidson	Charlotte, N.C.	Dick Esleeck-28	Frank Selvy	Joe Suttor-25
1968-69	64-66	L	Richmond	Charlotte, N.C.	Dick Esleeck-27	Frank Selvy	Kenny Foster-21
1969-70	67-82	L	William & Mary	Charlotte, N.C.	Joe Brunson-29	Frank Selvy	Bob Sherwood-24
1970-71	95-82	W	The Citadel	Charlotte, N.C.	Jerry Martin-22	Joe Williams	Ben Ledbetter-19
	83-79	W	Davidson	Charlotte, N.C.	Jerry Martin-36	Joe Williams	Joe Suttor-25
	68-61	W	Richmond	Charlotte, N.C.	Don Jackson-23	Joe Williams	Stan Ryfinski-17
1971-72	126-80	W	VMI	Greenville, S.C.	Russ Hunt-21	Joe Williams	Rod Brewer-14
	93-78	W	William & Mary	Greenville, S.C.	Roy Simpson-38	Joe Williams	Jeff Trammell-29
	(ot) 75-77	L	East Carolina	Greenville, S.C.	Roy Simpson-36	Joe Williams	Earl Quash-18
1972-73	101-68	W	Appalachian State	Richmond, Va.	Clyde Mayes-21	Joe Williams	Erwin Hill-20
	68-60	W	East Carolina	Richmond, Va.	Craig Lynch-16	Joe Williams	Jerome Owens-16
	99-81	W	Davidson	Richmond, Va.	Clyde Mayes-24	Joe Williams	Greg Dunn-24
1973-74	75-60	W	Appalachian State	Richmond, Va.	Fessor Leonard-16	Joe Williams	Larry Dudas-12
	70-55	W	William & Mary	Richmond, Va.	Bruce Grimm-18	Joe Williams	Mike Arizin-33
	62-60	W	Richmond	Richmond, Va.	Clyde Mayes-21	Joe Williams	Aron Stewart-19
1974-75	75-69	W	Appalachian State	Greenville, S.C.	Craig Lynch-20	Joe Williams	Ed Kane-20
	94-81	W	VMI	Greenville, S.C.	Clyde Mayes-26	Joe Williams	Will Bynum-18
	66-55	W	William & Mary	Greenville, S.C.	Craig Lynch, Michael Hall-20	Joe Williams	Ron Satterwaite-19
1975-76	57-70	L	William & Mary	Williamsburg, Va.	Ray Miller-22	Joe Williams	Ron Satterwaite-23
1976-77	76-69	W	The Citadel	Greenville, S.C.	Bruce Grimm-27	Joe Williams	Robert Hoak-20
	64-70	L	Appalachian State	Roanoke, Va.	Jonathan Moore-21	Joe Williams	Tony Searcy-18
1977-78	83-73	W	Tenn.-Chattanooga	Greenville, S.C.	Rodney Arnold-20	Joe Williams	Edsel Brooks-16
	72-68	W	Appalachian State	Roanoke, Va.	Rodney Arnold-23	Joe Williams	Renaldo Lawrence-19
	69-53	W	Marshall	Roanoke, Va.	Bruce Grimm-20	Joe Williams	Charlie Novak-15
1978-79	86-68	W	Tenn.-Chattanooga	Greenville, S.C.	Jonathan Moore-25	Eddie Holbrook	Keith Parker-26
	105-94	W	The Citadel	Roanoke, Va.	Jonathan Moore-33	Eddie Holbrook	Rick Swing-29
	83-86	L	Appalachian State	Roanoke, Va.	Al Daniel-31	Eddie Holbrook	Darryl Robinson-26
1979-80	87-75	W	VMI	Greenville, S.C.	Jonathan Moore-27	Eddie Holbrook	Andy Kolesar-21
	93-81	W	East Tennessee State	Roanoke, Va.	Jonathan Moore-23	Eddie Holbrook	Reid-17
	80-62	W	Marshall	Roanoke, Va.	Michael Hunt-22	Eddie Holbrook	Greg White-16
1980-81	(ot) 71-75	L	Appalachian State	Boone, N.C.	Mel Daniel-22	Eddie Holbrook	Charles Payton-22
1981-82	66-74	L	Davidson	Davidson, N.C.	Mel Daniel-24	Eddie Holbrook	Cliff Tribus-27
1982-83	67-60	W	Marshall	Charleston, W.Va.	George Singleton-17	Jene Davis	Laverne Evans-19
	68-81	L	East Tennessee State	Charleston, W.Va.	Noel Gillard-29	Jene Davis	Winfred King-18
1983-84	71-67	W	Western Carolina	Asheville, N.C.	George Singleton-19	Jene Davis	Quinton Lyte-23
	57-70	L	Tenn.-Chattanooga	Asheville, N.C.	George Singleton-12	Jene Davis	Willie White-18
1984-85	60-63	L	Tenn.-Chattanooga	Asheville, N.C.	Noel Gillard-14	Jene Davis	Willie White-18
1986-87	85-78	W	The Citadel	Asheville, N.C.	David Brown, Shawn Reid-20	Butch Estes	Craig Burgess-29
	64-77	L	Marshall	Asheville, N.C.	John Castile-21	Butch Estes	Lewis-18
1987-88	73-78	L	VMI	Asheville, N.C.	Joey Brooks-19	Butch Estes	Damon Williams-24
1988-89	81-73	W	VMI	Asheville, N.C.	David Brown-16	Butch Estes	Damon Williams-24
	68-91	L	Marshall	Asheville, N.C.	Bruce Evans-19	Butch Estes	John Taft-38
1989-90	(ot) 82-77	W	Marshall	Asheville, N.C.	Derek Waugh-27	Butch Estes	John Taft-19
	62-79	L	Appalachian State	Asheville, N.C.	Bruce Evans-27	Butch Estes	Kemp Phillips-18
1990-91	82-87	L	Appalachian State	Asheville, N.C.	Tracy Garrick-20	Butch Estes	Ed Ward-25
1991-92	76-83	L	Marshall	Asheville, N.C.	David Stamey-27	Butch Estes	Kemp Phillips-25
1992-93	76-51	W	VMI	Asheville, N.C.	Derek Waugh-17	Butch Estes	Jonathan Penn-21
	69-85	L	Tenn.-Chattanooga	Asheville, N.C.	Brian Edwards-17	Butch Estes	Daymond Woods-21
1993-94	75-70	W	The Citadel	Asheville, N.C.	Steve Harris-23	Butch Estes	Reggie Jones-27
	81-85	L	Tenn.-Chattanooga	Asheville, N.C.	Steve Harris-17	Butch Estes	Chad Copeland-26
1994-95	73-78	L	Appalachian State	Asheville, N.C.	Steve Harris-16	Joe Cantafio	Chad McClendon-18
1995-96	(ot) 89-91	L	VMI	Greensboro, N.C.	Chuck Vincent-30	Joe Cantafio	Brent Conley-22
1996-97	(ot) 84-87	L	VMI	Greensboro, N.C.	Chuck Vincent-31	Joe Cantafio	Darryl Faulkner-22
1997-98	58-60	L	Appalachian State	Greensboro, N.C.	Chuck Vincent-21	Larry Davis	Kareen Livingston-20
1998-99	58-49	W	VMI	Greensboro, N.C.	Stanislav Makshantsev-16	Larry Davis	Andre Quarles-13
	74-98	L	College of Charleston	Greensboro, N.C.	Marcus Dilligard-15	Larry Davis	Sedric Webber-16
1999-00	77-61	W	UNC Greensboro	Greenville, S.C.	Anthony Thomas-19	Larry Davis	Courtney Eldridge-14
	68-54	W	Georgia Southern	Greenville, S.C.	Karim Souchu-18	Larry Davis	Hamp Jones-10
	56-60	L	Appalachian State	Greenville, S.C.	Stanislav Makshantsev-17	Larry Davis	Tyson Patterson-28
2000-01	56-58	L	Appalachian State	Greenville, S.C.	Karim Souchu-21	Larry Davis	Josh Shehan-29
2001-02	65-61	W	Western Carolina	Charleston, S.C.	Anthony Thomas-16	Larry Davis	Kevin Martin-18
	73-70	W	Georgia Southern	North Charleston, S.C.	Anthony Thomas-21	Larry Davis	Julius Jenkins-17
	44-43	W	College of Charleston	North Charleston, S.C.	Anthony Thomas-11	Larry Davis	Leighton Bowie-18
	57-62	L	Davidson	North Charleston, S.C.	Kenny Zeigler-14	Larry Davis	Peter Anderer-22
2002-03	56-62	L	VMI	North Charleston, S.C.	Kenny Zeigler-18	Larry Davis	Ben Rand-22

FURMAN SOUTHERN CONFERENCE TOURNAMENT HISTORY

APPALACHIAN STATE (4-9)

1972-73	101-68	W	Quarterfinals	Richmond, Va.
1973-74	75-60	W	Quarterfinals	Richmond, Va.
1974-75	75-69	W	Quarterfinals	Greenville, S.C.
1976-77	64-70	L	Semifinals	Roanoke, Va.
1977-78	72-68	W	Semifinals	Roanoke, Va.
1978-79	83-86	L	Finals	Roanoke, Va.
1980-81	(ot) 71-75	L	Quarterfinals	Boone, N.C.
1989-90	62-79	L	Semifinals	Asheville, N.C.
1990-91	82-87	L	Semifinals	Asheville, N.C.
1994-95	73-78	L	Preliminary	Asheville, N.C.
1997-98	58-60	L	Quarterfinals	Greensboro, N.C.
1999-00	56-60	L	Semifinals	Greenville, S.C.
2000-01	56-58	L	Preliminary	Greenville, S.C.

THE CITADEL (5-1)

1958-59	88-93	L	Quarterfinals	Richmond, Va.
1970-71	95-82	W	Quarterfinals	Charlotte, N.C.
1976-77	76-69	W	Quarterfinals	Greenville, S.C.
1978-79	105-94	W	Semifinals	Roanoke, Va.
1986-87	85-78	W	Quarterfinals	Asheville, N.C.
1993-94	75-70	W	Preliminary	Asheville, N.C.

COLLEGE OF CHARLESTON (1-1)

1998-99	74-98	L	Quarterfinals	Greensboro, N.C.
2001-02	44-43	W	Semifinals	N. Charleston, S.C.

DAVIDSON (3-4)

1953-54	84-68	W	Quarterfinals	Morgantown, W.Va.
1966-67	55-64	L	Quarterfinals	Charlotte, N.C.
1967-68	63-79	L	Semifinals	Charlotte, N.C.
1970-71	83-79	W	Semifinals	Charlotte, N.C.
1972-73	99-81	W	Finals	Richmond, Va.
1981-82	66-74	L	Quarterfinals	Davidson, N.C.
2001-02	57-62	L	Finals	N. Charleston, S.C.

EAST CAROLINA (1-1)

1971-72	75-77	L	Finals	Greenville, S.C.
1972-73	68-60	W	Semifinals	Richmond, Va.

EAST TENNESSEE STATE (1-1)

1979-80	93-81	W	Semifinals	Roanoke, Va.
1982-83	68-81	L	Semifinals	Charleston, W.Va.

GEORGE WASHINGTON (1-1)

1957-58	59-73	L	Quarterfinals	Richmond, Va.
1962-63	57-54	W	Quarterfinals	Richmond, Va.

GEORGIA SOUTHERN (2-0)

1999-00	68-54	W	Quarterfinals	Greenville, S.C.
2001-02	73-70	W	Quarterfinals	N. Charleston, S.C.

MARSHALL (4-3)

1977-78	69-53	W	Finals	Roanoke, Va.
1979-80	80-62	W	Finals	Roanoke, Va.
1982-83	67-60	W	Quarterfinals	Charleston, W.Va.
1986-87	64-77	L	Semifinals	Asheville, N.C.
1988-89	68-91	L	Semifinals	Asheville, N.C.
1989-90	(ot) 82-77	W	Quarterfinals	Asheville, N.C.
1991-92	76-83	L	Quarterfinals	Asheville, N.C.

NORTH CAROLINA-GREENSBORO (1-0)

1999-00	77-61	W	First Round	Greenville, S.C.
---------	-------	---	-------------	------------------

NORTH CAROLINA STATE (0-1)

1951-52	68-73	L	Quarterfinals	Raleigh, N.C.
---------	-------	---	---------------	---------------

RICHMOND (2-3)

1953-54	81-85	L	Semifinals	Morgantown, W.Va.
1956-57	71-90	L	Quarterfinals	Richmond, Va.
1968-69	64-66	L	Quarterfinals	Charlotte, N.C.

1970-71	68-61	W	Finals	Charlotte, N.C.
1973-74	62-60	W	Finals	Richmond, Va.

TENN.-CHATTANOOGA (2-4)

1977-78	83-73	W	Quarterfinals	Greenville, S.C.
1978-79	86-68	W	Quarterfinals	Greenville, S.C.
1983-84	57-70	L	Semifinals	Asheville, N.C.
1984-85	60-63	L	Quarterfinals	Asheville, N.C.
1992-93	69-85	L	Quarterfinals	Asheville, N.C.
1993-94	81-85	L	Quarterfinals	Asheville, N.C.

VIRGINIA TECH (1-0)

1955-56	84-70	W	Quarterfinals	Richmond, Va.
---------	-------	---	---------------	---------------

VMI (7-6)

1961-62	61-76	L	Quarterfinals	Richmond, Va.
1963-64	73-77	L	Quarterfinals	Charlotte, N.C.
1967-68	62-52	W	Quarterfinals	Charlotte, N.C.
1971-72	126-80	W	Quarterfinals	Greenville, S.C.
1974-75	94-81	W	Semifinals	Greenville, S.C.
1979-80	87-75	W	Quarterfinals	Greenville, S.C.
1987-88	73-78	L	Quarterfinals	Asheville, N.C.
1988-89	81-73	W	Quarterfinals	Asheville, N.C.
1992-93	76-51	W	Preliminary	Asheville, N.C.
1995-96	(ot) 89-91	L	Quarterfinals	Greensboro, N.C.
1996-97	(ot) 84-87	L	Preliminary	Greensboro, N.C.
1998-99	57-49	W	First Round	Greensboro, N.C.
2002-03	56-62	L	First Round	N. Charleston, S.C.

WASHINGTON & LEE (0-1)

1954-55	63-97	L	Quarterfinals	Morgantown, W.Va.
---------	-------	---	---------------	-------------------

WESTERN CAROLINA (2-0)

1983-84	71-67	W	Quarterfinals	Asheville, N.C.
2001-02	65-61	W	Preliminary	N. Charleston, S.C.

WEST VIRGINIA (0-3)

1952-53	87-91	L	Quarterfinals	Raleigh, N.C.
1955-56	74-77	L	Semifinals	Richmond, Va.
1962-63	63-81	L	Semifinals	Richmond, Va.

WILLIAM & MARY (3-5)

1959-60	74-82	L	Quarterfinals	Richmond, Va.
1960-61	(3ot) 84-86	L	Quarterfinals	Richmond, Va.
1965-66	73-78	L	Quarterfinals	Charlotte, N.C.
1969-70	67-82	L	Quarterfinals	Charlotte, N.C.
1971-72	93-78	W	Semifinals	Greenville, S.C.
1973-74	70-55	W	Semifinals	Richmond, Va.
1974-75	66-55	W	Finals	Greenville, S.C.
1975-76	57-70	L	Quarterfinals	Williamsburg, Va.

FURMAN'S SOUTHERN CONFERENCE TOURNAMENT SUMMARY (1951-2003)

Tournament Appearances: 50

Tournament Record: 40-44 (.476)

Tournament Championships: (6) 1971, 1973, 1974, 1975, 1978, 1980

Championship Game Appearances: (9) 1971, 1972, 1973, 1974, 1975, 1978, 1979, 1980, 2002

Times Lost in Semifinals: (12) 1954, 1956, 1963, 1968, 1977, 1983, 1984, 1987, 1989, 1990, 1991, 2000

Times Lost in Quarterfinals: (25) 1952, 1953, 1955, 1957, 1958, 1959, 1960, 1961, 1962, 1964, 1966, 1967, 1969, 1970, 1976, 1981, 1982, 1985, 1988, 1992, 1993, 1994, 1996, 1998, 1999

THE LARRY DAVIS FILE

PERSONAL

Full Name: Larry Allen Davis
 Born: June 3, 1956, in Mount Sterling, Ky.
 Wife: The former Treva Baird of Kingsport, Tenn.
 Married: September 3, 1977, in Wilmore, Ky.
 Children: Morgan (17) and Jordan (12)

EDUCATION

Wapahani High School (Ind.), 1974
 Asbury College (Ky.), B.A., Education, 1978
 East Tennessee State University, M.A., Physical Education, 1982

PLAYING CAREER

Wapahani High School (Ind.)
 ✎ Basketball (two letters, team captain)
 ✎ Baseball (four letters, team captain)
 ✎ Outstanding Athlete, 1974
 Asbury College (Ky.)
 ✎ Soccer (four letters)
 ✎ Track & Field (four letters)



COACHING CAREER

Year	School	Responsibility	Overall Record	Conf. Record	Conf. Finish	Conf.
1979-80	East Tennessee State	Graduate Assistant Coach	15-13	8-7	(4th)	SoCon
1980-81	East Tennessee State	Graduate Assistant Coach	13-14	9-7	(4th)	SoCon
1981-82	East Tennessee State	Graduate Assistant Coach	13-15	8-8	(4th)	SoCon
1982-83	Cloverport High School (Ky.)	Head Coach	15-13			...
1983-84	Oak Hill Academy (Va.)	Head Coach	25-5			...
1984-85	Oak Hill Academy (Va.)	Head Coach	26-4			...
1985-86	Delaware	Assistant Coach	11-16	4-10	(8th)	East Coast
1986-87	Delaware	Assistant Coach	12-16	3-11	(8th)	East Coast
1987-88	Delaware	Assistant Coach	19-9	9-5	(T2nd)	East Coast
1988-89	Delaware	Assistant Coach	14-14	6-8	(6th)	East Coast
1989-90	Wake Forest	Assistant Coach	12-16	3-11	(8th)	ACC
1990-91	Wake Forest	Assistant Coach	*19-11	8-6	(3rd)	ACC
1991-92	Wake Forest	Assistant Coach	*17-12	7-9	(6th)	ACC
1992-93	Wake Forest	Assistant Coach	*21-9	10-6	(3rd)	ACC
1993-94	Ball State	Assistant Coach	16-12	11-7	(4th)	MAC
1994-95	Minnesota	Assistant Coach	0-0	0-0	(NA)	Big Ten
1995-96	Minnesota	Assistant Coach	0-0	0-0	(NA)	Big Ten
1996-97	Minnesota	Assistant Coach	0-0	0-0	(NA)	Big Ten
1997-98	Furman	Head Coach	9-20	5-9	(4th)	Southern
1998-99	Furman	Head Coach	12-16	5-11	(5th)	Southern
1999-00	Furman	Head Coach	14-18	5-10	(6th)	Southern
2000-01	Furman	Head Coach	10-16	5-11	(6th)	Southern
2001-02	Furman	Head Coach	17-14	7-9	(5th)	Southern
2002-03	Furman	Head Coach	14-17	8-8	(3rd)	Southern
2003-04	Furman	Head Coach	16-11	8-8	(4th)	Southern

* NCAA Tournament

COLLEGIATE HEAD COACHING RECORD

Furman — 92-112, 7th Year (.451); vs. SoCon# — 43-66 (.394)

Regular Season Games Only

LARRY DAVIS VS. THE SOUTHERN CONFERENCE

Opponent	Home	Away	Tourney	Overall	Pct
Appalachian State	2-2	1-2	0-3	3-7	.300
College of Charleston	1-5	0-6	1-1	2-12	.167
Chattanooga	4-3	1-5	0-0	5-8	.385
The Citadel	3-4	5-1	0-0	8-5	.615
Davidson	0-4	0-4	0-1	0-9	.000
East Tennessee State	2-2	2-1	0-0	4-3	.571
Elon	0-0	0-1	0-0	0-1	.000
Georgia Southern	4-3	1-6	2-0	7-9	.438
UNC Greensboro	3-0	0-4	1-0	4-4	.500
VMI*	2-1	1-2	1-1	4-4	.500
Western Carolina	3-0	1-3	1-0	5-3	.625
Wofford	4-3	3-4	0-0	7-7	.500
Totals	28-27	15-39	6-6	49-72	.405

* No longer in SoCon

**2004 Southern Conference
Men's Basketball Championship
North Charleston Coliseum, North Charleston, S.C.
March 3-6, 2004**



#4 S Furman

Session 1, Game 1
March 3, noon

#5 N Western Carolina

Session 3, Game 5
March 4, noon

#1 N E. Tennessee St.

#2 S Davidson

Session 3, Game 6
March 4, 30 minutes after
Game 5

Session 5, Game 9
March 5, 6:00 p.m.
LIVE ON SoCon TV/
ESPN Full Court

#3 N Elon

Session 1, Game 2
March 3, 30 minutes
after Game 1

#6 S The Citadel

CHAMPIONSHIP GAME
Session 6, Game 11
March 6, 1:00 p.m.
LIVE ON ESPN

#4 N UNC Greensboro

Session 2, Game 3
March 3, 6:00 p.m.

#5 S Wofford

Session 4, Game 7
March 4, 6:00 p.m.

#1 S Georgia Southern

Session 5, Game 10
March 5, 30 minutes after
Game 9
LIVE ON SoCon TV/
ESPN Full Court

#2 N Chattanooga

Session 4, Game 8
March 4, 30 minutes
after Game 7

#3 S Coll. of Charleston

Session 2, Game 4
March 3, 30 minutes
after Game 3

#6 N Appalachian St.

**2003-04 FURMAN PALADINS BASKETBALL RESULTS/STATISTICS
ALL GAMES**

RECORD:	OVERALL	HOME	AWAY	NEUTRAL
ALL GAMES.....	(16-11)	(10-4)	(6-7)	(0-0)
CONFERENCE.....	(8-8)	(4-4)	(4-4)	(0-0)
NON-CONFERENCE.....	(8-3)	(6-0)	(2-3)	(0-0)

DATE	TIME	OPPONENT	SCORE	ATTEND	HIGH POINTS	HIGH REBOUNDS
11/22/03	7:00 p.m.	at James Madison	72-78	L 3784	(32)NDOYE, Maleye	(7)POJATINA, Marijan
11/24/03	7:00 p.m.	SOUTHERN WESLEYAN	77-53	W 1032	(17)WEBB, Eric	(9)SANDERS, Nick
11/26/03	7:00 p.m.	GREENSBORO COLLEGE	74-49	W 1053	(16)PROWELL, Quan	(7)NDOYE, Maleye
11/30/03	1:00 p.m.	at Minnesota	84-91	LOT 11850	(32)NDOYE, Maleye	(7)BOSTAIN, Robby
12/03/03	7:35 p.m.	* at UNCG	65-73	L 1090	(22)PROWELL, Quan	(9)NDOYE, Maleye
12/06/03	1:05 p.m.	at UNI	64-55	W 1282	(18)BOSTAIN, Robby	(7)PROWELL, Quan
12/14/03	2:00 p.m.	at UNC Asheville	60-56	W 750	(11)WEBB, Eric	(11)SANDERS, Nick
					(11)BOSTAIN, Robby	(8)NDOYE, Maleye
					(11)CARTER, Tony	(8)PROWELL, Quan
12/17/03	8:00 p.m.	at Ohio State	68-70	L 12248	(20)WEBB, Eric	(7)NDOYE, Maleye
12/20/03	2:30 p.m.	HIGH POINT	98-87	W 1259	(27)NDOYE, Maleye	(8)BOSTAIN, Robby
12/29/03	8:00 p.m.	BETHUNE-COOKMAN	62-49	W 1142	(14)PROWELL, Quan	(9)CARTER, Tony
12/30/03	7:45 p.m.	LIPSCOMB	92-56	W 1622	(18)PROWELL, Quan	(6)BOSTAIN, Robby
01/05/04	7:00 p.m.	* EAST TENNESSEE STATE	68-69	L 2261	(12)CARTER, Tony	(11)SANDERS, Nick
01/10/04	6:15 p.m.	* at Coll of Charleston	65-70	L 3468	(13)BOSTAIN, Robby	(9)SANDERS, Nick
01/13/04	7:00 p.m.	ERSKINE	89-51	W 1813	(16)PROWELL, Quan	(9)PROWELL, Quan
01/17/04	12:00 p.m.	* GEORGIA SOUTHERN	67-71	L 2121	(15)NDOYE, Maleye	(6)BOSTAIN, Robby
01/19/04	7:00 p.m.	* at The Citadel	76-61	W 1190	(27)NDOYE, Maleye	(11)SANDERS, Nick
01/24/04	1:00 p.m.	* WOFFORD	91-55	W 2564	(28)NDOYE, Maleye	(6)NDOYE, Maleye
01/26/04	7:00 p.m.	* CHATTANOOGA	68-77	L 1413	(11)WEBB, Eric	(9)SANDERS, Nick
01/31/04	4:00 p.m.	* APPALACHIAN STATE	85-74	W 2582	(20)CARTER, Tony	(9)DIAGNE, Moussa
02/02/04	7:00 p.m.	* at Elon	60-67	L 917	(13)BOSTAIN, Robby	(8)NDOYE, Maleye
02/07/04	7:30 p.m.	* at Georgia Southern	77-72	W 3242	(26)NDOYE, Maleye	(6)DIAGNE, Moussa
						(6)CARTER, Tony
						(6)SANDERS, Nick
02/10/04	7:00 p.m.	* DAVIDSON	73-83	L 2180	(21)NDOYE, Maleye	(9)DIAGNE, Moussa
02/14/04	7:00 p.m.	* at Wofford	77-73	W 2874	(25)NDOYE, Maleye	(7)SANDERS, Nick
02/16/04	7:00 pm	* at Western Carolina	72-63	W 1549	(19)NDOYE, Maleye	(8)SANDERS, Nick
02/21/04	4:00 p.m.	* THE CITADEL	60-47	W 3487	(20)NDOYE, Maleye	(8)DIAGNE, Moussa
02/25/04	7:00 p.m.	* COLL OF CHARLESTON	58-57	W 1928	(23)DIAGNE, Moussa	(9)NDOYE, Maleye
02/28/04	7:00 p.m.	* at Davidson	64-71	L 3927	(13)NDOYE, Maleye	(9)DIAGNE, Moussa

* Conference game

ATTENDANCE SUMMARY	GAMES	TOTALS	AVG/GAME
HOME.....	14	26457	1890
AWAY.....	13	48171	3705
NEUTRAL.....	0	0	0
TOTAL.....	27	74628	2764

## Player	GP-GS	---TOTAL---			---3-PTS---			---REBOUNDS---							PF	FO	A	TO	Blk	Stl	Pts	Avg
		Min--Avg	FG-FGA	Pct	3FG-FGA	Pct	FT-FTA	Pct	Off	Def	Tot	Avg										
05 NDOYE, Maleye.....	27-27	826 30.6	148-309	.479	50-115	.435	72-93	.774	31	113	144	5.3	57	1	32	49	12	26	418	15.5		
04 BOSTAIN, Robby.....	27-26	658 24.4	87-227	.383	14-67	.209	88-112	.786	35	77	112	4.1	29	0	65	51	2	38	276	10.2		
32 PROWELL, Quan.....	23-1	509 22.1	91-170	.535	15-41	.366	36-50	.720	25	73	98	4.3	72	3	16	37	25	19	233	10.1		
03 CARTER, Tony.....	27-27	822 30.4	82-188	.436	31-84	.369	66-108	.611	32	75	107	4.0	52	3	102	65	0	49	261	9.7		
13 WEBB, Eric.....	27-0	661 24.5	75-187	.401	52-138	.377	36-45	.800	17	50	67	2.5	39	0	78	76	0	26	238	8.8		
01 DIAGNE, Moussa.....	20-0	392 19.6	71-128	.555	8-19	.421	22-35	.629	40	54	94	4.7	49	0	8	36	12	14	172	8.6		
41 SANDERS, Nick.....	27-27	758 28.1	60-128	.469	9-30	.300	37-54	.685	53	112	165	6.1	70	2	68	34	7	27	166	6.1		
10 POJATINA, Marijan..	26-26	354 13.6	32-84	.381	0-1	.000	17-35	.486	24	46	70	2.7	67	2	21	32	38	5	81	3.1		
21 EARLE, Ben.....	22-0	227 10.3	24-62	.387	13-41	.317	5-12	.417	5	15	20	0.9	20	0	6	19	1	7	66	3.0		
24 CARSON, Ryan.....	10-1	38 3.8	5-13	.385	2-10	.200	4-4	1.000	0	3	3	0.3	3	0	4	3	0	3	16	1.6		
22 PUNCH, Gerad.....	18-0	107 5.9	8-22	.364	2-13	.154	8-13	.615	7	19	26	1.4	11	0	8	6	0	7	26	1.4		
43 VAN DE LAAR, Julius	4-0	16 4.0	2-2	1.000	0-0	.000	1-2	.500	2	2	4	1.0	1	0	3	2	0	2	5	1.3		
45 PRICE, Cedrick.....	13-0	47 3.6	4-12	.333	0-0	.000	0-0	.000	0	8	8	0.6	5	0	1	4	0	1	8	0.6		
15 SPERRY, Daniel.....	4-0	10 2.5	0-2	.000	0-0	.000	0-2	.000	1	0	1	0.3	3	0	0	1	0	1	0	0.0		
TEAM.....									38	54	92	3.4	1		6							

Total.....	27	5425	689-1534	.449	196-559	.351	392-565	.694	310	701	1011	37.4	479	11	412	421	97	225	1966	72.8
Opponents.....	27	5425	638-1537	.415	164-512	.320	338-506	.668	293	638	931	34.5	534	-	311	441	56	226	1778	65.9

SCORE BY PERIODS:	1st	2nd	OT	Total
Furman.....	918	1043	6	- 1967
Opponents.....	818	947	13	- 1778

2003-04 FURMAN PALADINS BASKETBALL RESULTS/STATISTICS
SOUTHERN CONFERENCE GAMES

RECORD:	OVERALL	HOME	AWAY	NEUTRAL
ALL GAMES.....	(8-8)	(4-4)	(4-4)	(0-0)
CONFERENCE.....	(8-8)	(4-4)	(4-4)	(0-0)
NON-CONFERENCE.....	(0-0)	(0-0)	(0-0)	(0-0)

DATE	TIME	OPPONENT	SCORE	ATTEND	HIGH POINTS	HIGH REBOUNDS
12/03/03	7:35 p.m.	* at UNCG	65-73 L	1090	(22)PROWELL, Quan	(7)PROWELL, Quan
01/05/04	7:00 p.m.	* EAST TENNESSEE STATE	68-69 L	2261	(12)CARTER, Tony	(11)SANDERS, Nick
01/10/04	6:15 p.m.	* at Coll of Charleston	65-70 L	3468	(13)BOSTAIN, Robby	(9)SANDERS, Nick
01/17/04	12:00 p.m.	* GEORGIA SOUTHERN	67-71 L	2121	(15)NDOYE, Maleye	(6)BOSTAIN, Robby
01/19/04	7:00 p.m.	* at The Citadel	W 76-61	1190	(27)NDOYE, Maleye	(11)SANDERS, Nick
01/24/04	1:00 p.m.	* WOFFORD	W 91-55	2564	(28)NDOYE, Maleye	(6)NDOYE, Maleye
01/26/04	7:00 p.m.	* CHATTANOOGA	68-77 L	1413	(11)WEBB, Eric	(9)SANDERS, Nick
01/31/04	4:00 p.m.	* APPALACHIAN STATE	W 85-74	2582	(20)CARTER, Tony	(9)DIAGNE, Moussa
02/02/04	7:00 p.m.	* at Elon	60-67 L	917	(13)BOSTAIN, Robby	(8)NDOYE, Maleye
02/07/04	7:30 p.m.	* at Georgia Southern	W 77-72	3242	(26)NDOYE, Maleye	(6)DIAGNE, Moussa (6)CARTER, Tony (6)SANDERS, Nick
02/10/04	7:00 p.m.	* DAVIDSON	73-83 L	2180	(21)NDOYE, Maleye	(9)DIAGNE, Moussa
02/14/04	7:00 p.m.	* at Wofford	W 77-73	2874	(25)NDOYE, Maleye	(7)SANDERS, Nick
02/16/04	7:00 pm	* at Western Carolina	W 72-63	1549	(19)NDOYE, Maleye	(8)SANDERS, Nick
02/21/04	4:00 p.m.	* THE CITADEL	W 60-47	3487	(20)NDOYE, Maleye	(8)DIAGNE, Moussa
02/25/04	7:00 p.m.	* COLL OF CHARLESTON	W 58-57	1928	(23)DIAGNE, Moussa	(9)NDOYE, Maleye
02/28/04	7:00 p.m.	* at Davidson	64-71 L	3927	(13)NDOYE, Maleye	(9)DIAGNE, Moussa

* Conference game

ATTENDANCE SUMMARY	GAMES	TOTALS	AVG/GAME
HOME.....	8	18536	2317
AWAY.....	8	18257	2282
NEUTRAL.....	0	0	0
TOTAL.....	16	36793	2300

## Player	GP-GS	---TOTAL---			---3-PTS---			---REBOUNDS---												
		Min--Avg	FG-FGA	Pct	3FG-FGA	Pct	FT-FTA	Pct	Off	Def	Tot	Avg	PF	FO	A	TO	Blk	Stl	Pts	Avg
05 NDOYE, Maleye.....	16-16	507 31.7	93-186	.500	35-74	.473	40-52	.769	17	64	81	5.1	38	0	22	29	7	13	261	16.3
03 CARTER, Tony.....	16-16	511 31.9	52-115	.452	18-44	.409	46-69	.667	21	47	68	4.3	35	2	57	39	0	29	168	10.5
04 BOSTAIN, Robby....	16-15	396 24.8	46-123	.374	7-35	.200	49-61	.803	15	45	60	3.8	17	0	37	32	2	23	148	9.3
01 DIAGNE, Moussa....	15-0	302 20.1	57-103	.553	7-13	.538	15-25	.600	34	45	79	5.3	35	0	4	28	10	10	136	9.1
32 PROWELL, Quan.....	12-0	270 22.5	43-89	.483	6-25	.240	16-26	.615	10	37	47	3.9	35	2	8	17	11	8	108	9.0
13 WEBB, Eric.....	16-0	375 23.4	40-105	.381	26-74	.351	16-20	.800	9	24	33	2.1	27	0	43	48	0	15	122	7.6
41 SANDERS, Nick.....	16-16	449 28.1	33-75	.440	5-20	.250	23-32	.719	32	72	104	6.5	38	1	47	19	6	12	94	5.9
10 POJATINA, Marijan..	16-16	199 12.4	16-44	.364	0-0	.000	7-14	.500	14	20	34	2.1	37	1	13	17	20	3	39	2.4
21 EARLE, Ben.....	12-0	92 7.7	10-31	.323	4-20	.200	2-4	.500	3	7	10	0.8	9	0	1	10	0	1	26	2.2
22 PUNCH, Gerad.....	9-0	58 6.4	6-12	.500	1-6	.167	4-8	.500	4	6	10	1.1	7	0	3	4	0	3	17	1.9
43 VAN DE LAAR, Julius	1-0	4 4.0	0-0	.000	0-0	.000	1-2	.500	0	1	1	1.0	1	0	0	0	0	0	1	1.0
24 CARSON, Ryan.....	6-1	16 2.7	1-5	.200	0-4	.000	2-2	1.000	0	0	0	0.0	1	0	1	2	0	0	4	0.7
45 PRICE, Cedrick.....	7-0	19 2.7	1-4	.250	0-0	.000	0-0	.000	0	2	2	0.3	4	0	0	2	0	1	2	0.3
15 SPERRY, Daniel.....	1-0	2 2.0	0-0	.000	0-0	.000	0-0	.000	0	0	0	0.0	1	0	0	0	0	1	0	0.0
TEAM.....										24	34	58	3.6	1		4				

Total.....	16	3200	398-892	.446	109-315	.346	221-315	.702	183	404	587	36.7	286	6	236	251	56	119	1126	70.4
Opponents.....	16	3200	385-907	.424	106-318	.333	207-300	.690	173	375	548	34.2	318	-	189	244	35	129	1083	67.7

SCORE BY PERIODS:	1st	2nd	Total
Furman.....	513	613	- 1126
Opponents.....	498	585	- 1083

2003-04 FURMAN PALADINS BASKETBALL
FURMAN TEAM GAME-BY-GAME
ALL GAMES

Opponent	Date	Score	W/L	---TOTAL---		--3-PTRS--		FT-FTA		Pct		---REBOUNDS---				PF	A	TO	Blk	Stl	Pts---	Avg
				FG-FGA	Pct	3FG-FGA	Pct	Off	Def	Tot	Avg											
at James Madison	11/22/03	72-78	L	21-62	.339	9-29	.310	21-28	.750	15	21	36	36.0	17	10	15	3	10	72	72.0		
SOUTHERN WESLEYAN	11/24/03	77-53	W	27-60	.450	7-23	.304	16-26	.615	15	30	45	40.5	17	18	24	5	12	77	74.5		
GREENSBORO COLLEGE	11/26/03	74-49	W	25-67	.373	9-22	.409	15-22	.682	19	22	41	40.7	13	19	15	5	17	74	74.3		
at Minnesota	11/30/03	84-91	Lot	35-66	.530	4-19	.211	10-16	.625	9	24	33	38.8	24	20	12	4	11	84	76.8		
at UNC-Greensboro	12/03/03	65-73	L	26-57	.456	6-20	.300	7-11	.636	8	22	30	37.0	13	14	14	3	5	65	74.4		
at Northern Iowa	12/06/03	64-55	W	24-57	.421	2-13	.154	14-24	.583	9	34	43	38.0	22	15	8	2	9	64	72.7		
at UNC Asheville	12/14/03	60-56	W	21-64	.328	7-30	.233	11-19	.579	15	24	39	38.1	11	10	11	3	8	60	70.9		
at Ohio State	12/17/03	68-70	L	24-49	.490	12-22	.545	8-11	.727	4	24	28	36.9	20	15	16	2	5	68	70.5		
HIGH POINT	12/20/03	98-87	W	29-53	.547	11-24	.458	29-36	.806	9	26	35	36.7	22	15	22	1	8	98	73.6		
BETHUNE-COOKMAN	12/29/03	62-49	W	20-51	.392	4-16	.250	18-24	.750	12	27	39	36.9	10	11	17	3	5	62	72.4		
LIPSCOMB	12/30/03	92-56	W	33-54	.611	13-23	.565	13-19	.684	8	33	41	37.3	17	25	18	6	10	92	74.2		
EAST TENNESSEE STATE	01/05/04	68-69	L	25-58	.431	5-18	.278	13-17	.765	12	26	38	37.3	15	15	22	4	9	68	73.7		
at Coll of Charleston	01/10/04	65-70	L	24-62	.387	2-12	.167	15-18	.833	15	21	36	37.2	25	12	13	3	9	65	73.0		
ERSKINE	01/13/04	89-51	W	32-59	.542	9-23	.391	16-25	.640	12	32	44	37.7	20	18	12	7	11	89	74.1		
GEORGIA SOUTHERN	01/17/04	67-71	L	28-57	.491	4-15	.267	7-12	.583	8	25	33	37.4	13	15	18	4	7	67	73.7		
at The Citadel	01/19/04	76-61	W	25-52	.481	8-22	.364	18-30	.600	10	26	36	37.3	16	13	12	3	14	76	73.8		
WOFFORD	01/24/04	91-55	W	32-58	.552	9-17	.529	18-27	.667	12	25	37	37.3	23	9	25	4	4	55	74.8		
CHATTANOOGA	01/26/04	68-77	L	23-67	.343	8-31	.258	14-18	.778	20	28	48	37.9	18	15	18	5	4	68	74.4		
APPALACHIAN STATE	01/31/04	85-74	W	26-52	.500	9-20	.450	24-30	.800	13	29	42	38.1	18	17	23	4	6	85	75.0		
at Elon	02/02/04	60-67	L	22-51	.431	6-20	.300	10-17	.588	10	15	25	37.5	15	12	9	0	7	60	74.2		
at Georgia Southern	02/07/04	77-72	W	25-51	.490	6-14	.429	21-29	.724	6	35	41	37.6	24	13	19	4	12	77	74.4		
DAVIDSON	02/10/04	73-83	L	24-64	.375	14-30	.467	11-16	.688	15	23	38	37.6	20	17	14	6	5	73	74.3		
at Wofford	02/14/04	77-73	W	25-48	.521	6-13	.462	21-28	.750	8	26	34	37.5	23	14	17	2	7	77	74.4		
at Western Carolina	02/16/04	72-63	W	25-54	.463	8-23	.348	14-19	.737	8	30	38	37.5	11	14	14	3	6	72	74.3		
THE CITADEL	02/21/04	60-47	W	21-50	.420	6-20	.300	12-17	.706	12	24	36	37.4	18	17	10	6	5	60	73.8		
COLL OF CHARLESTON	02/25/04	58-57	W	23-54	.426	5-17	.294	7-13	.538	14	27	41	37.6	11	12	15	3	3	58	73.2		
at Davidson	02/28/04	64-71	L	24-57	.421	7-23	.304	9-13	.692	12	22	34	37.4	26	12	21	5	4	64	72.8		

Furman		1966		689-1534	.449	196-559	.351	392-565	.694	310	701	1011	37.4	479	412	421	97	225	1966	72.8		
Opponents		1778		638-1537	.415	164-512	.320	338-506	.668	293	638	931	34.5	534	311	441	56	226	1778	65.9		

2003-04 FURMAN PALADINS BASKETBALL
OPPONENT GAME-BY-GAME
ALL GAMES

Opponent	Date	Score	W/L	---TOTAL---		--3-PTRS--		FT-FTA		Pct		---REBOUNDS---				PF	A	TO	Blk	Stl	Pts---	Avg
				FG-FGA	Pct	3FG-FGA	Pct	Off	Def	Tot	Avg											
at James Madison	11/22/03	72-78	L	31-57	.544	7-13	.538	9-16	.563	7	29	36	36.0	21	14	20	4	6	78	78.0		
SOUTHERN WESLEYAN	11/24/03	77-53	W	20-63	.317	2-14	.143	11-20	.550	15	21	36	36.0	20	9	25	1	15	53	65.5		
GREENSBORO COLLEGE	11/26/03	74-49	W	15-42	.357	7-15	.467	12-15	.800	7	26	33	35.0	19	9	29	2	8	49	60.0		
at Minnesota	11/30/03	84-91	Lot	30-59	.508	8-16	.500	23-33	.697	13	26	39	36.0	18	18	16	3	8	91	67.8		
at UNC-Greensboro	12/03/03	65-73	L	27-59	.458	6-19	.316	13-18	.722	12	26	38	36.4	18	10	14	1	10	73	68.8		
at Northern Iowa	12/06/03	64-55	W	18-61	.295	4-31	.129	15-22	.682	13	29	42	37.3	22	7	12	1	4	55	66.5		
at UNC Asheville	12/14/03	60-56	W	23-53	.434	4-16	.250	6-10	.600	9	31	40	37.7	15	13	19	4	5	56	65.0		
at Ohio State	12/17/03	68-70	L	27-57	.474	2-11	.182	14-21	.667	11	23	34	37.2	15	11	10	1	9	70	65.6		
HIGH POINT	12/20/03	98-87	W	31-66	.470	5-15	.333	20-27	.741	14	19	33	36.8	29	13	17	2	17	87	68.0		
BETHUNE-COOKMAN	12/29/03	62-49	W	19-58	.328	7-23	.304	4-6	.667	12	23	35	36.6	18	9	18	1	11	49	66.1		
LIPSCOMB	12/30/03	92-56	W	20-62	.323	4-20	.200	12-21	.571	12	16	28	35.8	18	11	13	1	9	56	65.2		
EAST TENNESSEE STATE	01/05/04	68-69	L	27-64	.422	6-14	.429	9-15	.600	13	24	37	35.9	21	13	18	2	13	69	65.5		
at Coll of Charleston	01/10/04	65-70	L	20-43	.465	9-22	.409	21-32	.656	9	25	34	35.8	19	11	19	5	9	70	65.8		
ERSKINE	01/13/04	89-51	W	19-52	.365	8-20	.400	5-15	.333	7	20	27	35.1	21	8	18	1	5	51	64.8		
GEORGIA SOUTHERN	01/17/04	67-71	L	28-57	.491	4-15	.267	7-12	.583	8	25	33	37.4	13	15	18	4	7	67	73.7		
at The Citadel	01/19/04	76-61	W	21-54	.389	8-22	.364	11-15	.733	10	24	34	35.1	24	11	19	1	6	61	64.9		
WOFFORD	01/19/04	91-55	W	21-45	.467	5-19	.263	8-19	.421	8	20	28	34.6	20	9	25	4	4	55	64.4		
CHATTANOOGA	01/26/04	68-77	L	29-66	.439	5-16	.313	14-16	.875	11	28	39	34.9	17	11	9	3	12	77	65.1		
APPALACHIAN STATE	01/31/04	85-74	W	31-72	.431	4-21	.190	8-10	.800	13	19	32	34.7	24	8	15	1	13	74	65.5		
at Elon	02/02/04	60-67	L	25-46	.543	5-11	.455	12-15	.800	9	23	32	34.6	18	13	13	2	3	67	65.6		
at Georgia Southern	02/07/04	77-72	W	26-71	.366	6-26	.231	14-24	.583	17	26	43	35.0	23	14	16	4	11	72	65.9		
DAVIDSON	02/10/04	73-83	L	27-55	.491	15-26	.577	14-19	.737	9	29	38	35.1	19	19	18	0	6	83	66.7		
at Wofford	02/14/04	77-73	W	26-53	.491	4-17	.235	17-27	.630	7	19	26	34.7	24	15	14	5	9	73	67.0		
at Western Carolina	02/16/04	72-63	W	25-68	.368	5-19	.263	8-10	.800	13	25	38	34.9	16	8	9	0	6	63	66.8		
THE CITADEL	02/21/04	60-47	W	13-44	.295	6-19	.316	15-18	.833	9	20	29	34.6	21	6	15	3	4	47	66.0		
COLL OF CHARLESTON	02/25/04	58-57	W	21-52	.404	8-22	.364	7-17	.412	9	20	29	34.4	18	12	11	3	8	57	65.7		
at Davidson	02/28/04	64-71	L	18-52	.346	7-22	.318	28-34	.824	13	23	36	34.5	16	10	16	1	7	71	65.9		

Opponents		1778		638-1537	.415	164-512	.320	338-506	.668	293	638	931	34.5	534	311	441	56	226	1778	65.9		
Furman		1966		689-1534	.449	196-559	.351	392-565	.694	310	701	1011	37.4	479	412	421	97	225	1966	72.8		

2003-04 FURMAN PALADINS BASKETBALL
FURMAN HIGH/LOW ANALYSIS
ALL GAMES

FURMAN - GAME HIGHS

POINTS.....	98	vs High Point (12/20/03)
FIELD GOALS MADE.....	35	at Minnesota (11/30/03)
FIELD GOAL ATTEMPTS.....	67	vs Chattanooga (01/26/04)
	67	vs Greensboro College (11/26/03)
FIELD GOAL PERCENTAGE.....	.611 (33-54)	vs Lipscomb (12/30/03)
3 PT FIELD GOALS MADE.....	14	vs Davidson (02/10/04)
3 PT FG ATTEMPTS.....	31	vs Chattanooga (01/26/04)
3 PT FG PERCENTAGE.....	.565 (13-23)	vs Lipscomb (12/30/03)
FREE THROWS MADE.....	29	vs High Point (12/20/03)
FREE THROW ATTEMPTS.....	36	vs High Point (12/20/03)
FREE THROW PERCENTAGE.....	.833 (15-18)	at Coll of Charleston (01/10/04)
REBOUNDS.....	48	vs Chattanooga (01/26/04)
ASSISTS.....	25	vs Lipscomb (12/30/03)
STEALS.....	17	vs Greensboro College (11/26/03)
BLOCKED SHOTS.....	7	vs Erskine (01/13/04)
TURNOVERS.....	24	vs Southern Wesleyan (11/24/03)
FOULS.....	26	at Davidson (02/28/04)

FURMAN - GAME LOWS

POINTS.....	58	vs Coll of Charleston (02/25/04)
FIELD GOALS MADE.....	20	vs Bethune-Cookman (12/29/03)
FIELD GOAL ATTEMPTS.....	48	at Wofford (02/14/04)
FIELD GOAL PERCENTAGE.....	.328 (21-64)	at UNC Asheville (12/14/03)
3 PT FIELD GOALS MADE.....	2	at Northern Iowa (12/06/03)
	2	at Coll of Charleston (01/10/04)
3 PT FG ATTEMPTS.....	12	at Coll of Charleston (01/10/04)
3 PT FG PERCENTAGE.....	.154 (2-13)	at Northern Iowa (12/06/03)
FREE THROWS MADE.....	7	at UNC-Greensboro (12/03/03)
	7	vs Georgia Southern (01/17/04)
	7	vs Coll of Charleston (02/25/04)
FREE THROW ATTEMPTS.....	11	at UNC-Greensboro (12/03/03)
	11	at Ohio State (12/17/03)
FREE THROW PERCENTAGE.....	.538 (7-13)	vs Coll of Charleston (02/25/04)
REBOUNDS.....	25	at Elon (2/2/04)
ASSISTS.....	10	at James Madison (11/22/03)
	10	at UNC Asheville (12/14/03)
STEALS.....	3	vs Coll of Charleston (02/25/04)
BLOCKED SHOTS.....	0	at Elon (2/2/04)
TURNOVERS.....	8	at Northern Iowa (12/06/03)
FOULS.....	10	vs Bethune-Cookman (12/29/03)

FURMAN - INDIVIDUAL GAME HIGHS

POINTS.....	32	NDOYE, Maleye at Minnesota (11/30/03)
	32	NDOYE, Maleye at James Madison (11/22/03)
FIELD GOALS MADE.....	14	NDOYE, Maleye at Minnesota (11/30/03)
FIELD GOAL ATT.....	21	NDOYE, Maleye at Minnesota (11/30/03)
FG PCT (min 5 made).....	1.000 (9-9)	DIAGNE, Moussa vs Coll of Charleston (02/25/04)
3 PT FG MADE.....	6	NDOYE, Maleye at The Citadel (01/19/04)
	6	WEBB, Eric at Ohio State (12/17/03)
3 PT FG ATTEMPTS.....	10	NDOYE, Maleye vs Davidson (02/10/04)
	10	WEBB, Eric at UNC Asheville (12/14/03)
3-PT FG PCT (min 2 made).....	1.000 (3-3)	CARTER, Tony vs Wofford (01/24/04)
	1.000 (3-3)	EARLE, Ben vs Lipscomb (12/30/03)
	1.000 (2-2)	DIAGNE, Moussa vs Coll of Charleston (02/25/04)
	1.000 (2-2)	PROWELL, Quan vs Greensboro College (11/26/03)
FREE THROWS MADE.....	14	NDOYE, Maleye at James Madison (11/22/03)
FREE THROW ATT.....	18	NDOYE, Maleye at James Madison (11/22/03)
FT PCT (min 5 made).....	1.000 (6-6)	NDOYE, Maleye vs The Citadel (02/21/04)
	1.000 (6-6)	SANDERS, Nick vs East Tennessee State (01/05/04)
	1.000 (6-6)	PROWELL, Quan vs Bethune-Cookman (12/29/03)
REBOUNDS.....	11	SANDERS, Nick at The Citadel (01/19/04)
	11	SANDERS, Nick vs East Tennessee State (01/05/04)
	11	SANDERS, Nick at Northern Iowa (12/06/03)
ASSISTS.....	9	WEBB, Eric vs Lipscomb (12/30/03)
	9	CARTER, Tony at Minnesota (11/30/03)
STEALS.....	5	CARTER, Tony at Minnesota (11/30/03)
BLOCKED SHOTS.....	5	PROWELL, Quan vs Erskine (01/13/04)
TURNOVERS.....	7	CARTER, Tony vs East Tennessee State (01/05/04)

2003-04 FURMAN PALADINS BASKETBALL
FURMAN HIGH/LOW ANALYSIS
ALL GAMES

OPPONENT - GAME HIGHS

POINTS.....	91	at Minnesota (11/30/03)
FIELD GOALS MADE.....	31	vs Appalachian State (01/31/04)
	31	vs High Point (12/20/03)
	31	at James Madison (11/22/03)
FIELD GOAL ATTEMPTS.....	72	vs Appalachian State (01/31/04)
FIELD GOAL PERCENTAGE.....	.544 (31-57)	at James Madison (11/22/03)
3 PT FIELD GOALS MADE.....	15	vs Davidson (02/10/04)
3 PT FG ATTEMPTS.....	31	at Northern Iowa (12/06/03)
3 PT FG PERCENTAGE.....	.577 (15-26)	vs Davidson (02/10/04)
FREE THROWS MADE.....	28	at Davidson (02/28/04)
FREE THROW ATTEMPTS.....	34	at Davidson (02/28/04)
FREE THROW PERCENTAGE.....	.875 (14-16)	vs Chattanooga (01/26/04)
REBOUNDS.....	43	at Georgia Southern (02/07/04)
ASSISTS.....	19	vs Davidson (02/10/04)
	19	vs Georgia Southern (01/17/04)
STEALS.....	17	vs High Point (12/20/03)
BLOCKED SHOTS.....	5	at Wofford (02/14/04)
	5	at Coll of Charleston (01/10/04)
TURNOVERS.....	29	vs Greensboro College (11/26/03)
FOULS.....	29	vs High Point (12/20/03)

OPPONENT - GAME LOWS

POINTS.....	47	vs The Citadel (02/21/04)
FIELD GOALS MADE.....	13	vs The Citadel (02/21/04)
FIELD GOAL ATTEMPTS.....	42	vs Greensboro College (11/26/03)
FIELD GOAL PERCENTAGE.....	.295 (18-61)	at Northern Iowa (12/06/03)
3 PT FIELD GOALS MADE.....	2	vs Southern Wesleyan (11/24/03)
	2	at Ohio State (12/17/03)
3 PT FG ATTEMPTS.....	11	at Ohio State (12/17/03)
	11	at Elon (2/2/04)
3 PT FG PERCENTAGE.....	.129 (4-31)	at Northern Iowa (12/06/03)
FREE THROWS MADE.....	4	vs Bethune-Cookman (12/29/03)
FREE THROW ATTEMPTS.....	6	vs Bethune-Cookman (12/29/03)
FREE THROW PERCENTAGE.....	.333 (5-15)	vs Erskine (01/13/04)
REBOUNDS.....	26	at Wofford (02/14/04)
ASSISTS.....	6	vs The Citadel (02/21/04)
STEALS.....	3	at Elon (2/2/04)
BLOCKED SHOTS.....	0	vs Georgia Southern (01/17/04)
	0	vs Davidson (02/10/04)
	0	at Western Carolina (02/16/04)
TURNOVERS.....	9	vs Chattanooga (01/26/04)
	9	at Western Carolina (02/16/04)
FOULS.....	15	at UNC Asheville (12/14/03)
	15	at Ohio State (12/17/03)


OPPONENT - INDIVIDUAL GAME HIGHS

POINTS.....	32	JOHNSON, Ben, Minnesota (11/30/03)
FIELD GOALS MADE.....	12	JOHNSON, Ben, Minnesota (11/30/03)
FIELD GOAL ATT.....	19	JOHNSON, Ben, Minnesota (11/30/03)
FG PCT (min 5 made).....	.875 (7-8)	HUMPHRIES, Kris, Minnesota (11/30/03)
3 PT FG MADE.....	5	WINTERS, Brendan, Davidson (02/28/03)
3 PT FG ATTEMPTS.....	11	NESBITT, Elton, Georgia Southern (1/17/04)
3-PT FG PCT (min 4 made).....	1.800 (4-4)	RICE, Scottie, Elon (2/04/04)
FREE THROWS MADE.....	11	HUMPHRIES, Kris, Minnesota (11/30/03)
	11	ECHENIQUE, Jerry, High Point (12/20/03)
FREE THROW ATT.....	16	HUMPHRIES, Kris, Minnesota (11/30/03)
FT PCT (min 5 made).....	1.000 (6-6)	JOHNSON, Ben, Minnesota (11/30/03)
REBOUNDS.....	13	KOSMALSKI, Logan, Davidson (02/10/04)
ASSISTS.....	9	WILLIAMS, Terry, Georgia Southern (02/07/04)
STEALS.....	5	GATHINGS, Danny, High Point (12/20/03)
		THOMPSON, D.J., Appalachian State (1/31/04)
BLOCKED SHOTS.....	3	BENTON, Mike, College of Charleston (01/10/04)
TURNOVERS.....	10	HAMMACK, Kevin, The Citadel (02/21/04)

I Moussa Diagne

Forward, 6-8, 210, Freshman

Thies, Senegal ▲ Mount Olive (Ga.) Preparatory School



Diagne Jive: Last name is pronounced "Jine"...sat out Furman's first seven games...named to SoCon All-Freshman team...scored season-high 23 points (9x9 FGs) in 22 minutes of action vs. College of Charleston (58-57 win)...completed three-point play with 3.3 seconds remaining to beat CofC...tallied 12 pts., 8 rebs. vs. The Citadel (60-47 win)...has averaged 9.5 ppg, 5.2 rpg over last 17 games...ranks fifth among SoCon freshmen in scoring (8.6 ppg).

2003-04 SEASON SUMMARY

Opponent	Date	GS	----TOTAL----			-----3-PTS-----			----REBOUNDS----												
			Min	FG-FGA	.Pct	3PTG-FGA	.Pct	FT-FTA	.Pct	Off	Def	Tot	Avg	PF	FO	A	TO	Blk	Stl	Pts.	Avg
@ Ohio State	12-17-03		26	2-6	.333	0-1	.000	1-2	.500	0	2	2	2.0	2	0	2	3	1	1	5	5.0
HIGH POINT	12-20-03		10	0-1	.000	0-1	.000	0-0	.000	0	1	1	1.5	4	0	0	1	0	0	0	2.5
BETHUNE-COOKMAN	12-29-03		18	2-4	.500	0-0	.000	2-4	.500	2	1	3	2.0	4	0	1	2	0	1	6	3.7
LIPSCOMB	12-30-03		18	5-7	.714	1-2	.500	1-1	1.000	2	3	5	2.8	2	0	0	0	1	1	12	5.8
EAST TENNESSEE STATE	1-05-04		14	3-6	.500	0-0	.000	0-0	.000	1	0	1	2.4	4	0	0	2	2	0	6	5.8
@ College of Charleston	1-10-04		22	6-14	.429	0-1	.000	0-0	.000	3	2	5	2.8	4	0	0	1	0	2	12	6.8
ERSKINE	1-13-04		18	5-7	.714	0-2	.000	3-3	1.000	2	2	4	3.0	2	0	1	2	0	1	13	7.7
GA. SOUTHERN	1-17-04		20	5-10	.500	0-0	.000	0-0	.000	3	2	5	3.3	3	0	0	1	1	0	10	8.0
@ The Citadel	1-19-04		25	5-8	.625	0-0	.000	0-2	.000	2	2	4	3.3	1	0	0	1	0	3	10	8.2
WOFFORD	1-24-04		21	2-5	.400	0-1	.000	2-2	1.000	1	4	5	3.5	3	0	0	2	0	2	6	8.0
CHATTANOOGA	1-26-04		18	1-6	.167	0-1	.000	2-2	1.000	2	2	4	3.5	2	0	1	0	0	0	4	7.6
APPALACHIAN STATE	1-31-04		24	2-4	.500	0-0	.000	5-6	.833	4	5	9	4.0	1	0	1	4	1	0	9	7.8
@ Elon	2-04-04		22	4-6	.667	0-1	.000	0-0	.000	1	2	3	3.9	1	0	0	3	0	2	8	7.8
@ Georgia Southern	2-07-04		22	3-6	.500	0-0	.000	1-2	.500	2	4	6	4.1	3	0	0	2	1	0	7	7.7
DAVIDSON	1-10-04		24	4-8	.500	3-4	.750	0-2	.000	4	5	9	4.4	1	0	1	1	0	1	11	7.9
@ Wofford	2-14-04		10	3-3	1.000	1-1	1.000	0-0	.000	0	0	0	4.1	3	0	0	2	0	0	7	7.9
@ Western Carolina	2-16-04		24	2-4	.500	0-0	.000	1-2	.500	1	4	5	4.2	2	0	0	1	0	0	5	7.7
THE CITADEL	2-21-04		25	5-7	.714	1-1	1.000	1-3	.333	3	5	8	4.4	1	0	0	1	2	0	12	7.9
COLL. OF CHARLESTON	2-25-04		22	9-9	1.000	2-2	1.000	3-4	.750	2	4	6	4.5	2	0	1	2	1	0	23	8.7
@ Davidson	2-28-04		19	3-7	.429	0-1	.000	0-0	.000	5	4	9	4.7	4	0	0	5	2	0	6	8.6
Totals		0	392	71-128	.555	8-19	.421	22-35	.629	40	54	94	4.7	49	0	8	36	12	14	172	8.6

#01 MOUSSA DIAGNE'S SUPERLATIVES/CAREER STATISTICS


CATEGORY	SEASON
Points:	23 vs. College of Charleston (2-25)
Field Goals Made:	9 vs. College of Charleston (2-25)
Field Goals Attempted:	14 vs. College of Charleston (1-10)
3-Point Field Goals Made:	3 vs. Davidson (2-10)
3-Point Field Goals Attempted:	4 vs. Davidson (2-10)
Free Throws Made:	5 vs. Appalachian State (1-31)
Free Throws Attempted:	6 vs. Appalachian State (1-31)
Rebounds:	9 vs. Appalachian State (1-31); Davidson (2-10); College of Charleston (2-25)
Assists:	2 vs. Ohio State (12-17)
Blocks:	2 vs. East Tennessee State (1-5); vs. The Citadel (2-21); vs. Davidson (2-28)
Steals:	3 vs. The Citadel (1-19)
Minutes:	26 vs. Ohio State (12-17)

YEAR	GP-GS	MP-AVG	FGM-FGA	PCT	3P-3PA	PCT	FTM-FTA	PCT	REB-AVG	PF-D	A	TO	BK	ST	PTS	AVG
2003-04	20-0	392-19.6	71-128	.555	8-19	.431	22-35	.629	94-4.7	49-0	8	36	12	14	172	8.6

3 Tony Carter

Guard, 6-0, 170, Sophomore

Burlington, North Carolina ▲ Williams High School



Carter Cuts: Furman's assists (102) and steals (49) leader...tallied 15 pts., 6 rebs., 5 ast. vs. Western Carolina (72-63 win)...had 12 pts., 6 rebs., 4 stl. vs. Ga. Southern (77-72 win), helping Furman snap GSU's 13-game winning streak...has gone 37x51 (.725) at the free throw line over the last 12 games...matched career high with 20 pts. vs. Appalachian State (85-74 win)...has converted 26x60 3PGs (.433) over the last 20 games.

2003-04 SEASON SUMMARY

Opponent	Date	GS	Min	----TOTAL----		-----3-PTS-----		FT-FTA		----REBOUNDS----				A	TO	Blk	Stl	Pts.	Avg			
				FG-FGA	.Pct	3PTG-FGA	.Pct	Pct	Off	Def	Tot	Avg	PF							FO		
@ James Madison	11-22-03	*	39	4-8	.500	2-5	.400	2-2	1.000	2	1	3	3.0	3	0	4	2	0	3	12	12.0	
SO. WESLEYAN	11-24-03	*	25	2-4	.500	1-3	.333	2-5	.400	0	3	3	3.0	0	0	5	6	0	3	7	9.5	
GREENSBORO COLLEGE	11-26-03	*	21	2-7	.286	1-4	.250	3-8	.375	0	0	0	2.0	1	0	2	3	0	2	8	9.0	
@ Minnesota	11-30-03	*	38	4-9	.444	0-3	.000	0-2	.000	0	3	3	2.3	0	0	9	1	0	5	8	8.8	
@ UNC Greensboro	12-03-03	*	34	2-6	.333	0-2	.000	1-2	.500	0	3	3	2.4	1	0	4	1	0	0	5	8.0	
@ Northern Iowa	12-06-03	*	13	0-3	.000	0-1	.000	2-5	.400	1	3	4	2.7	5	1	2	2	0	1	2	7.0	
@ UNC Asheville	12-14-03	*	31	3-10	.300	1-6	.167	4-8	.500	3	3	6	2.7	0	0	3	3	0	1	11	7.6	
@ Ohio State	12-17-03	*	32	3-4	.750	2-3	.667	2-2	1.000	0	2	2	2.6	4	0	6	3	0	0	10	7.9	
HIGH POINT	12-20-03	*	24	7-10	.700	2-5	.400	2-3	.667	2	2	4	2.8	0	0	2	2	0	0	18	9.0	
BETHUNE-COOKMAN	12-29-03	*	32	3-9	.333	3-5	.600	2-2	1.000	3	6	9	3.4	2	0	3	0	0	2	11	9.2	
LIPSCOMB	12-30-03	*	32	0-3	.000	0-2	.000	1-2	.500	0	4	4	3.5	1	0	6	3	0	1	1	8.5	
EAST TENNESSEE STATE	1-05-04	*	33	4-9	.444	2-3	.667	2-3	.667	1	5	6	3.9	1	0	3	7	0	4	12	8.8	
@ College of Charleston	1-10-04	*	36	2-6	.333	2-4	.500	3-6	.500	1	3	4	3.9	5	1	1	4	0	1	9	8.8	
ERSKINE	1-13-04	*	24	2-6	.333	1-3	.333	0-0	.000	0	1	1	3.7	1	0	3	1	0	2	5	8.5	
GA. SOUTHERN	1-17-04	*	29	5-7	.714	0-1	.000	3-7	.429	1	4	5	3.8	3	0	3	4	0	4	13	8.8	
@ The Citadel	1-19-04	*	32	5-8	.625	1-2	.500	4-5	.800	2	5	7	4.0	0	0	2	1	0	3	15	9.2	
WOFFORD	1-24-04	*	26	3-5	.600	3-3	1.000	1-3	.333	0	2	2	3.9	2	0	6	0	0	4	10	9.2	
CHATTANOOGA	1-26-04	*	26	4-7	.571	2-4	.500	0-0	.000	2	5	7	4.1	2	0	2	4	0	1	10	9.3	
APPALACHIAN STATE	1-31-04	*	33	6-12	.500	2-5	.400	6-8	.750	1	0	1	3.9	2	0	4	3	0	1	20	9.8	
@ Elon	2-02-04	*	34	2-7	.286	1-4	.250	4-4	1.000	2	2	4	3.9	2	0	1	2	0	3	9	9.8	
@ Georgia Southern	2-07-04	*	32	4-7	.571	0-1	.000	4-5	.800	0	6	6	4.0	5	1	2	5	0	4	12	9.9	
DAVIDSON	2-10-04	*	32	0-6	.000	0-1	.000	3-4	.750	3	0	3	4.0	3	0	5	1	0	0	3	9.6	
@ Wofford	2-14-04	*	30	2-6	.333	0-1	.000	7-9	.778	2	0	2	3.9	3	0	6	2	0	0	11	9.7	
@ Western Carolina	2-16-04	*	34	5-7	.714	2-3	.667	3-3	1.000	2	4	6	4.0	1	0	5	1	0	1	15	9.9	
THE CITADEL	2-21-04	*	34	2-7	.286	2-4	.500	2-2	1.000	1	1	2	3.9	0	0	6	1	0	2	8	9.8	
COLL. OF CHARLESTON	2-25-04	*	34	1-5	.200	1-4	.250	2-7	.286	2	3	5	3.9	2	0	6	3	0	0	5	9.6	
@ Davidson	2-28-04	*	32	5-10	.500	0-2	.000	1-1	1.000	1	4	5	4.0	3	0	1	0	0	1	11	9.7	
Totals			27	822	82-188	.436	31-84	.369	66-108	.611	32	75	107	4.0	52	3	102	65	0	49	261	9.7

#03 TONY CARTER'S SUPERLATIVES/CAREER STATISTICS


CATEGORY	SEASON	CAREER
Points:	20 vs. Appalachian State (1-31)	20 vs. Western Carolina (1-13-03), vs. Appalachian State (1-31-04)
Field Goals Made:	7 vs. High Point (12-20)	7 vs. High Point (12-20-03)
Field Goals Attempted:	12 vs. Appalachian State (1-31)	12 vs. Appalachian State (1-31-04)
3-Point Field Goals Made:	3 vs. Bethune-Cookman (12-29); vs. Wofford (1-24)	3 vs. four opponents
3-Point Field Goals Attempted:	6 vs. UNC Asheville (12-14)	6 vs. three opponents
Free Throws Made:	7 vs. Wofford (2-14)	9 vs. Western Carolina (1-13-03)
Free Throws Attempted:	9 vs. Wofford (2-14)	11 vs. Western Carolina (1-13-03)
Rebounds:	9 vs. Bethune-Cookman (12-29)	9 vs. Bethune-Cookman (12-29)
Assists:	9 vs. Minnesota (11-30)	9 vs. Minnesota (11-30-03)
Blocks:	None	1 vs. Chattanooga (12-16-02), vs. New Hampshire (12-28-02)
Steals:	5 vs. Minnesota (11-30)	5 vs. Minnesota (11-30)
Minutes:	39 vs. James Madison (11-22)	39 vs. James Madison (11-22-03)

YEAR	GP-GS	MP-AVG	FGM-FGA	PCT	3P-3PA	PCT	FTM-FTA	PCT	REB-AVG	PF-D	A	TO	BK	ST	PTS	AVG
2002-03	31-18	739-23.8	52-158	.329	23-81	.284	29-43	.674	95-3.1	45-0	52	37	2	35	156	5.0
2003-04	27-27	822-30.4	82-188	.436	31-84	.369	66-108	.611	107-4.0	52-3	102	65	0	49	261	9.7
Totals	58-45	1561-26.9	134-346	.387	54-165	.327	95-151	.629	202-3.5	97-3	154	102	2	84	417	7.2

4 Robby Bostain

Guard/Forward, 6-3, 185, R-Freshman

Duluth, Georgia ▲ Brookwood High School



Bostain Bests: Lefthander who is currently leads the Southern Conference in scoring among freshmen (10.2 ppg)...named to SoCon All-Freshman team...second on the team in steals (38) and fourth in assists (65)...only 29 fouls in 27 games...scored 18 pts. (7x9 FTs) vs. Western Carolina (72-63 win)...excellent free throw shooter (88x112, .786)...registered 21 pts. (13x16 FTs), 8 reb., and 5 ast. vs. High Point (98-87 win).

2003-04 SEASON SUMMARY

Opponent	Date	GS	Min	-----TOTAL-----		-----3-PTS-----		FT-FTA	.Pct	----REBOUNDS----				PF	FO	A	TO	Blk	Stl	Pts.	Avg	
				FG-FGA	.Pct	3PTFG-FGA	.Pct			Off	Def	Tot	Avg									
@ James Madison	11-22-03	*	24	3-14	.214	2-8	.250	3-4	.750	1	4	5	5.0	1	0	4	3	0	3	11	11.0	
SO. WESLEYAN	11-24-03	*	28	5-12	.417	0-2	.000	2-3	.667	3	3	6	5.5	1	0	3	1	0	3	12	11.5	
GREENSBORO COLLEGE	11-26-03	*	23	1-6	.167	1-2	.500	1-2	.500	3	4	7	6.0	0	0	6	0	0	2	4	9.0	
@ Minnesota	11-30-03	*	21	2-6	.333	0-1	.000	1-2	.500	0	5	5	5.8	2	0	2	2	0	0	5	8.0	
@ UNC Greensboro	12-03-03	*	17	1-7	.143	0-2	.000	0-0	.000	1	3	4	5.4	0	0	3	2	0	1	2	6.8	
@ Northern Iowa	12-06-03	*	30	6-12	.500	0-2	.000	6-7	.857	2	2	4	5.2	0	0	0	0	0	1	18	8.7	
@ UNC Asheville	12-14-03	*	28	3-10	.300	1-3	.333	4-4	1.000	3	1	4	5.0	1	0	1	2	0	1	11	9.0	
@ Ohio State	12-17-03	*	17	4-8	.500	0-2	.000	1-2	.500	0	1	1	4.5	2	0	1	2	0	2	9	9.0	
HIGH POINT	12-20-03	*	32	4-10	.400	0-3	.000	13-16	.813	1	7	8	4.9	2	0	5	4	0	1	21	10.3	
BETHUNE-COOKMAN	12-29-03	*	20	3-7	.429	0-3	.000	1-2	.500	1	0	1	4.5	0	0	1	3	0	1	7	10.0	
LIPSCOMB	12-30-03	*	19	5-9	.556	3-4	.750	4-6	.667	3	3	6	4.6	1	0	4	0	0	0	17	10.6	
EAST TENNESSEE STATE	1-5-04	*	28	3-10	.300	1-4	.250	2-2	1.000	1	2	3	4.5	0	0	1	4	0	2	9	10.5	
@ College of Charleston	1-10-04	*	23	5-13	.385	0-3	.000	3-3	1.000	3	1	4	4.5	1	0	3	0	1	2	13	10.7	
ERSKINE	1-13-04	*	20	5-10	.500	0-2	.000	3-3	1.000	3	2	5	4.5	2	0	1	2	0	1	13	10.9	
GA. SOUTHERN	1-17-04	*	27	4-9	.444	1-4	.250	1-1	1.000	1	5	6	4.6	0	0	3	2	0	1	10	10.8	
@ The Citadel	1-19-04	*	25	2-5	.400	0-2	.000	2-4	.500	0	3	3	4.5	2	0	5	2	0	3	6	10.5	
WOFFORD	1-24-04	*	23	2-2	1.000	1-1	1.000	3-4	.750	2	3	5	4.5	1	0	4	1	0	1	8	10.4	
CHATTANOOGA	1-26-04	*	28	3-11	.273	0-4	.000	4-5	.800	3	2	5	4.6	2	0	2	1	0	2	10	10.3	
APPALACHIAN STATE	1-31-04	*	29	3-9	.333	0-0	.000	10-11	.909	0	5	5	4.6	2	0	4	3	0	3	16	10.6	
@ Elon	2-02-04	*	27	5-9	.556	1-3	.333	2-4	.500	0	3	3	4.5	1	0	5	1	0	1	13	10.8	
@ Georgia Southern	2-07-04	*	25	3-8	.375	0-1	.000	5-6	.833	0	4	4	4.5	3	0	1	3	1	3	11	10.8	
DAVIDSON	2-10-04	*	20	2-8	.250	1-2	.500	2-2	1.000	0	3	3	4.4	1	0	1	1	0	1	7	10.6	
@ Wofford	2-14-04	*	28	1-5	.200	0-1	.000	4-4	1.000	1	3	4	4.4	1	0	0	1	0	0	6	10.4	
@ Western Carolina	2-16-04	*	30	5-10	.500	1-2	.500	7-9	.778	2	1	3	4.3	0	0	2	2	0	2	18	10.7	
THE CITADEL	2-21-04	*	21	0-2	.000	0-1	.000	1-2	.500	0	1	1	4.2	2	0	1	3	0	0	1	10.3	
COLL. OF CHARLESTON	2-25-04	*	24	3-7	.429	0-2	.000	2-2	1.000	1	3	4	4.2	0	0	0	2	0	1	8	10.2	
@ Davidson	2-28-04	*	21	4-8	.500	1-3	.333	1-2	.500	0	3	3	4.1	1	0	2	4	0	0	10	10.2	
Totals			26	658	87-227	.383	14-67	.209	88-112	.786	35	77	112	4.1	29	0	65	51	2	38	276	10.2

#04 ROBBY BOSTAIN'S SUPERLATIVES/CAREER STATISTICS


CATEGORY	SEASON
Points:	21 vs. High Point (12-20)
Field Goals Made:	6 vs. Northern Iowa (12-6)
Field Goals Attempted:	14 vs. James Madison (11-22)
3-Point Field Goals Made:	3 vs. Lipscomb (12-30)
3-Point Field Goals Attempted: ..	8 vs. James Madison (11-22)
Free Throws Made:	13 vs. High Point (12-20)
Free Throws Attempted:	16 vs. High Point (12-20)
Rebounds:	8 vs. High Point (12-20)
Assists:	6 vs. Greensboro (11-26)
Blocks:	1 vs. College of Charleston (1-10), vs. Ga. Southern (2-7)
Steals:	3 vs. five opponents
Minutes:	32 vs. High Point (12-20)

YEAR	GP-GS	MP-AVG	FGM-FGA	PCT	3P-3PA	PCT	FTM-FTA	PCT	REB-AVG	PF-D	A	TO	BK	ST	PTS	AVG
2003-04	27-26	658-24.4	87-227	.383	14-67	.209	88-112	.786	112-4.1	29-0	65	51	2	38	276	10.2

5 Maleye Ndoye

Forward, 6-8, 205, Senior

Dakar, Senegal ▲ Washington (Tenn.) Academy



Ndoye Notes: Pronounced "mah-LAY, n-DOY"...Furman's leading scorer (15.6 ppg...16.3 ppg vs. SoCon)...All-Southern Conference...SoCon POW (Feb. 10)...opened season with career high 32 pts. vs. JMU...matched it in 91-84 overtime loss vs. Minnesota...scored 26 pts. vs. GSU (77-72 win)...hit game winning 17-footer and scored 25 pts. vs. Wofford (77-73 win)...has averaged 18.8 ppg and shot 51.6 percent (81x157 FGs) over the last 13 games...canned 19x37 3PPGs (.513) over the last 7 games...28 pts. vs. Wofford (91-55 win) and 27 pts. vs. Citadel (76-61 win).

2003-04 SEASON SUMMARY

Opponent	Date	GS	Min	I-----TOTAL-----I		I-----3-PTS-----I		FT-FTA	.Pct	I----REBOUNDS----I				A	TO	Blk	Stl	Pts.	Avg			
				FG-FGA	.Pct	3PFG-FGA	.Pct			Off	Def	Tot	Avg							PF	FO	
@ James Madison	11-22-03	*	35	8-16	.500	2-6	.333	14-18	.778	1	3	4	4.0	2	0	1	2	1	1	32	32.0	
SO. WESLEYAN	11-24-03	*	22	3-9	.333	1-2	.500	1-2	.500	0	2	2	3.0	3	0	0	4	1	1	8	20.0	
GREENSBORO COLLEGE	11-26-03	*	26	5-12	.417	2-5	.400	3-3	1.000	5	2	7	4.3	1	0	0	0	0	1	15	18.3	
@ Minnesota	11-30-03	*	38	14-21	.667	2-5	.400	2-3	.667	2	7	9	5.5	5	1	1	0	1	2	32	21.8	
@ UNC Greensboro	12-03-03	*	37	6-11	.545	2-3	.667	2-2	1.000	1	3	4	5.2	2	0	1	2	0	0	16	20.6	
@ Northern Iowa	12-06-03	*	28	1-5	.200	0-1	.000	0-0	.000	0	3	3	4.8	2	0	0	1	0	3	2	17.5	
@ UNC Asheville	12-14-03	*	37	4-15	.267	1-7	.143	0-0	.000	3	5	8	5.4	1	0	2	0	0	1	9	16.1	
@ Ohio State	12-17-03	*	26	3-8	.375	1-2	.500	4-4	1.000	1	6	7	5.6	3	0	0	4	0	0	11	15.5	
HIGH POINT	12-20-03	*	32	9-14	.643	4-6	.677	5-6	.833	2	5	7	5.8	0	0	2	2	0	3	27	16.8	
BETHUNE-COOKMAN	12-29-03	*	30	5-12	.417	1-3	.333	0-0	.000	0	6	6	5.8	0	0	1	4	0	0	11	16.2	
LIPSCOMB	12-30-03	*	24	2-5	.400	0-2	.000	3-5	.600	0	5	5	5.7	1	0	1	3	1	1	7	15.4	
EAST TENNESSEE STATE	1-05-04	*	34	5-12	.417	1-4	.250	0-0	.000	1	5	6	5.7	1	0	3	0	0	1	11	15.1	
@ College of Charleston	1-10-04	*	23	1-6	.167	0-0	.000	0-0	.000	0	0	0	5.2	3	0	0	3	2	0	2	14.1	
ERSKINE	1-13-04	*	21	1-6	.167	1-2	.500	0-0	.000	0	5	5	5.2	1	0	2	0	1	0	3	13.3	
GA. SOUTHERN	1-17-04	*	32	6-10	.600	1-3	.333	2-2	1.000	1	4	5	5.2	2	0	3	0	1	1	15	13.4	
@ The Citadel	1-19-04	*	31	9-13	.692	6-8	.750	3-4	.750	0	2	2	5.0	3	0	1	1	0	1	27	14.3	
WOFFORD	1-24-04	*	31	11-17	.647	2-3	.667	4-5	.800	2	4	6	5.1	1	0	2	1	1	1	28	15.1	
CHATTANOOGA	1-26-04	*	28	2-8	.250	1-6	.167	3-4	.750	2	0	2	4.9	4	0	0	1	1	0	8	14.7	
APPALACHIAN STATE	1-31-04	*	32	4-8	.500	2-5	.400	2-2	1.000	0	7	7	5.0	3	0	3	5	0	0	12	14.5	
@ Elon	2-02-04	*	30	5-15	.333	1-5	.200	1-4	.250	3	5	8	5.2	3	0	0	0	0	0	12	14.4	
@ Georgia Southern	2-07-04	*	34	9-14	.643	3-4	.750	5-6	.833	0	4	4	5.1	2	0	1	5	0	3	26	15.0	
DAVIDSON	2-10-04	*	34	7-19	.368	4-10	.400	3-5	.600	3	5	8	5.2	3	0	0	1	0	0	21	15.2	
@ Wofford	2-14-04	*	37	8-12	.667	3-4	.750	6-8	.750	0	5	5	5.2	3	0	4	3	0	3	25	15.7	
@ Western Carolina	2-16-04	*	25	7-9	.778	3-6	.667	1-2	.500	0	5	5	5.2	3	0	2	4	0	1	19	15.8	
THE CITADEL	2-21-04	*	31	6-12	.500	2-5	.400	6-6	1.000	0	7	7	5.3	2	0	2	0	0	1	20	16.0	
COLL. OF CHARLESTON	2-25-04	*	36	3-13	.231	0-4	.000	0-0	.000	2	7	9	5.4	1	0	0	0	1	1	6	15.6	
@ Davidson	2-28-04	*	32	4-7	.571	3-4	.750	2-2	1.000	2	1	3	5.3	2	0	0	3	1	0	13	15.5	
Totals			27	826	148-309	.479	50-115	.435	72-93	.774	31	113	144	5.3	57	1	32	49	12	26	418	15.5

#05 MALEYE NDOYE'S SUPERLATIVES/CAREER STATISTICS


CATEGORY	SEASON	CAREER
Points:	32 vs. James Madison (11-22), vs. Minnesota (11-30)	32 vs. James Madison (11-22-03), vs. Minnesota (11-30-03)
Field Goals Made:	14 vs. Minnesota (11-30)	14 vs. Minnesota (11-30-03)
Field Goals Attempted:	21 vs. Minnesota (11-30)	21 vs. Minnesota (11-30-03)
3-Point Field Goals Made:	6 vs. The Citadel (1-19)	6 vs. The Citadel (1-19-04)
3-Point Field Goals Attempted:	10 vs. Davidson (2-10)	10 vs. Davidson (2-10-04)
Free Throws Made:	14 vs. James Madison (11-22)	14 vs. James Madison (11-22-03)
Free Throws Attempted:	18 vs. James Madison (11-22)	18 vs. James Madison (11-22-03)
Rebounds:	9 vs. Minnesota (11-30); vs. College of Charleston (2-25)	11 vs. Atlanta Christian (11-18-01), vs. St. Mary's (11-27-02)
Assists:	4 vs. Wofford (12-14)	5 vs. UNC Asheville (12-4-01), vs. So. Wesleyan (11-24)
Blocks:	2 vs. College of Charleston (1-10)	2 vs. seven opponents
Steals:	3 vs. four opponents	4 vs. St. Mary's (11-27-02)
Minutes:	38 vs. Minnesota (11-30)	38 vs. Minnesota (11-30)

YEAR	GP-GS	MP-AVG	FGM-FGA	PCT	3P-3PA	PCT	FTM-FTA	PCT	REB-AVG	PF-D	A	TO	BK	ST	PTS	AVG
2000-01	26-6	387-14.9	39-81	.481	0-4	.000	12-21	.571	72-2.8	71-2	12	28	10	12	90	3.5
2001-02	30-4	507-16.9	79-163	.485	0-7	.000	24-36	.667	120-4.0	72-2	32	43	16	12	182	6.1
2002-03	25-16	447-17.9	51-123	.415	5-11	.455	22-37	.595	68-2.7	58-0	21	41	10	20	129	5.2
2003-04	27-27	826-30.6	148-309	.479	50-115	.435	72-93	.774	144-5.3	57-1	32	49	12	26	418	15.5
Totals	108-53	2167-20.1	317-676	.469	55-137	.401	130-187	.695	404-3.7	258-5	97	161	48	70	819	7.6

#10 Marijan Pojatina

Center, 6-11, 205, Senior

Zagreb, Croatia ▲ XI School



Pojatina Pointers: Pronounced "Mar-E-ahn, POE-yah-ta-nah"...Furman blocks leader (38)...ranks fourth on Furman career charts with 112 blocks...tallied 4 pts., 3 reb., and 2 blk. vs. Wofford (77-73 win)...had season high 11 pts., 7 rebs., and 4 blks. vs. Southern Wesleyan (77-53 win)...registered 8 pts., 4 rebs., 3 blks. vs. Lipscomb (92-56 win) in Jack In The Box Furman Classic championship game.

2003-04 SEASON SUMMARY

Opponent	Date	GS	----TOTAL----			-----3-PTS-----			----REBOUNDS----													
			Min	FG-FGA	.Pct	3PTFG-FGA	.Pct	FT-FTA	.Pct	Off	Def	Tot	Avg	PF	FO	A	TO	Blk	Stl	Pts.	Avg	
@ James Madison	11-22-03	*	16	0-4	.000	0-0	.000	1-2	.500	4	3	7	7.0	1	0	1	2	1	0	1	1.0	
SO. WESLEYAN	11-24-03	*	24	3-7	.429	0-1	.000	5-9	.556	1	6	7	7.0	3	0	2	4	4	1	11	6.0	
GREENSBORO COLLEGE	11-26-03	*	20	2-9	.222	0-0	.000	0-1	.000	1	3	4	6.0	3	0	0	2	3	0	4	5.3	
@ Minnesota	11-30-03	*	18	3-3	1.000	0-0	.000	0-1	.000	1	0	1	4.8	5	1	1	2	2	0	6	5.5	
@ UNC Greensboro	12-03-03	*	12	0-1	.000	0-0	.000	0-0	.000	0	3	3	4.4	0	0	0	0	1	0	0	4.4	
@ Northern Iowa	12-06-03	*	13	1-2	.500	0-0	.000	0-0	.000	0	2	2	4.0	4	0	3	0	1	0	2	4.0	
@ UNC Asheville	12-06-03	*	9	1-3	.333	0-0	.000	0-0	.000	0	1	1	3.6	4	0	0	1	1	1	2	3.7	
HIGH POINT	12-20-03	*	10	0-2	.000	0-0	.000	0-0	.000	0	2	2	3.4	4	0	0	2	0	0	0	3.3	
BETHUNE-COOKMAN	12-29-03	*	15	0-3	.000	0-0	.000	1-2	.500	0	2	2	3.2	0	0	1	0	2	0	1	3.0	
LIPSCOMB	12-30-03	*	15	3-4	.750	0-0	.000	2-3	.667	0	4	4	3.3	3	0	0	0	3	0	8	3.5	
EAST TENNESSEE STATE	1-05-04	*	20	2-5	.400	0-0	.000	1-4	.250	1	3	4	3.4	2	1	2	1	1	0	5	3.6	
@ College of Charleston	1-10-04	*	14	3-5	.600	0-0	.000	0-0	.000	1	1	2	3.3	2	0	1	1	0	0	6	3.8	
ERSKINE	1-13-04	*	15	3-3	1.000	0-0	.000	1-3	.333	3	3	6	3.5	3	0	0	2	1	0	7	4.1	
GA. SOUTHERN	1-17-04	*	7	1-2	.500	0-0	.000	0-0	.000	1	0	1	3.3	2	0	1	2	1	0	2	3.9	
@ The Citadel	1-19-04	*	7	0-1	.000	0-0	.000	0-0	.000	0	0	0	3.1	4	0	0	0	1	0	0	3.7	
WOFFORD	1-24-04	*	13	2-5	.400	0-0	.000	3-4	.750	1	2	3	3.1	2	0	3	0	0	0	7	3.9	
CHATTANOOGA	1-26-04	*	18	2-7	.286	0-0	.000	0-0	.000	4	2	6	3.2	2	0	2	3	4	0	4	3.9	
APPALACHIAN STATE	1-31-04	*	20	2-3	.667	0-0	.000	0-0	.000	3	2	5	3.3	1	0	0	2	3	0	4	3.9	
@ Elon	2-02-04	*	14	0-1	.000	0-0	.000	0-0	.000	0	0	0	3.2	3	0	1	0	0	0	0	3.7	
@ Georgia Southern	2-07-04	*	10	0-1	.000	0-0	.000	0-0	.000	0	1	1	3.1	4	0	1	1	0	0	1	3.6	
DAVIDSON	2-10-04	*	11	0-1	.000	0-0	.000	2-2	1.000	1	0	1	3.0	3	0	0	1	3	0	2	3.5	
@ Wofford	2-14-04	*	18	2-4	.500	0-0	.000	0-2	.000	0	3	3	3.0	5	1	1	1	2	1	4	3.4	
@ Western Carolina	2-16-04	*	8	0-1	.000	0-0	.000	0-0	.000	0	0	0	2.8	0	0	0	0	1	0	0	3.3	
THE CITADEL	2-21-04	*	9	1-3	.333	0-0	.000	0-0	.000	1	2	3	2.8	2	0	0	2	1	1	2	3.3	
COLL. OF CHARLESTON	2-25-04	*	11	1-3	.333	0-0	.000	0-0	.000	1	0	1	2.8	3	0	1	1	0	0	2	3.2	
@ Davidson	2-28-04	*	7	0-1	.000	0-0	.000	0-0	.000	0	1	1	2.7	2	0	0	2	2	1	0	3.1	
Totals			26	354	32-84	.381	0-1	.000	17-35	.486	24	46	70	2.7	67	2	21	32	38	5	81	3.1

#10 MARIJAN POJATINA'S SUPERLATIVES/CAREER STATISTICS


CATEGORY	SEASON	CAREER
Points:	11 vs. So. Wesleyan (11-24)	11 vs. So. Wesleyan (11-24-03)
Field Goals Made:	3 vs. five opponents	4 vs. Davidson (2-3-01), vs. St. Mary's (11-27-02)
Field Goals Attempted:	9 vs. Greensboro (11-26)	9 vs. Greensboro (11-26-03)
3-Point Field Goals Made:	None	None
3-Point Field Goals Attempted:	1 vs. So. Wesleyan (11-24)	1 vs. So. Wesleyan (11-24-03)
Free Throws Made:	5 vs. So. Wesleyan (11-24)	5 vs. So. Wesleyan (11-24-03)
Free Throws Attempted:	9 vs. So. Wesleyan (11-24)	9 vs. So. Wesleyan (11-24-03)
Rebounds:	7 vs. James Madison (11-22), vs. So. Wesleyan (11-22)	8 vs. New Hampshire (12-28-02)
Assists:	3 vs. Northern Iowa (12-6), vs. Wofford (1-24)	3 vs. three opponents
Blocks:	4 vs. So. Wesleyan (11-24)	5 vs. Georgia Southern (2-19-01)
Steals:	1 vs. So. Wesleyan (11-24), vs. UNC Asheville (12-14)	2 vs. Emory (12-8-01)
Minutes:	24 vs. So. Wesleyan (11-24)	30 vs. Chattanooga (2-5-01)

YEAR	GP-GS	MP-AVG	FGM-FGA	PCT	3P-3PA	PCT	FTM-FTA	PCT	REB-AVG	PF-D	A	TO	BK	ST	PTS	AVG
2000-01	20-5	278-13.9	19-44	.432	0-0	.000	3-10	.300	42-2.1	45-3	3	15	21	5	41	2.1
2001-02	22-1	155-7.0	16-29	.552	0-0	.000	3-4	.750	28-1.3	22-0	10	16	14	5	35	1.6
2002-03	30-21	419-14.0	45-83	.542	0-0	.000	11-16	.688	84-2.8	64-1	19	36	39	8	101	3.4
2003-04	26-26	354-13.6	32-84	.381	0-1	.000	17-35	.486	70-2.7	67-2	21	32	38	5	81	3.1
Totals	98-33	1206-12.3	112-240	.467	0-1	.000	34-65	.523	224-2.3	198-6	53	97	112	23	258	2.6

13 Eric Webb

Guard, 6-2, 185, Freshman

Grand Rapids, Minnesota ▲ Grand Rapids High School



Webb Workings: Fourth leading scoring freshman in the SoCon (8.8 ppg)...hit key 3-pointer with 1:41 to go to pull Furman to within three points (55-52) in eventual 58-57 win over College of Charleston...also hit two late 3PGs in victories over Wofford (77-73) and Ga. Southern (77-72)...has converted 37x90 3PGs (.411) over the last 20 games...scored season high 20 pts. (6x8 3PGs) in 70-68 loss to Ohio State...registered season high nine assists vs. Lipscomb (92-56 win) in Jack In The Box Furman Classic championship game.

2003-04 SEASON SUMMARY

Opponent	Date	GS	Min	I---TOTAL---		I-----3-PTS-----I		FT-FTA	Pct	I---REBOUNDS---					PF	FO	A	TO	Blk	Stl	Pts	Avg
				FG-FGA	Pct	3PFG-FGA	Pct			Off	Def	Tot	Avg									
@ James Madison	11-22-03		23	2-9	.222	2-7	.286	0-0	.000	1	1	2	2.0	1	0	0	5	0	0	6	6.0	
SO. WESLEYAN	11-24-03		26	5-9	.556	4-8	.500	3-4	.750	1	2	3	2.5	0	0	3	2	0	1	17	11.5	
GREENSBORO COLLEGE	11-26-03		24	4-6	.667	2-4	.500	2-2	1.000	1	3	4	3.0	1	0	3	3	0	2	12	11.7	
@ Minnesota	11-30-03		34	1-8	.125	1-7	.143	4-4	1.000	0	3	3	3.0	1	0	4	3	0	1	7	10.5	
@ UNC Greensboro	12-03-03		29	4-10	.400	2-7	.286	0-0	.000	2	1	3	3.0	2	0	3	4	0	2	10	10.4	
@ Northern Iowa	12-06-03		31	3-8	.375	1-5	.200	4-6	.667	0	6	6	3.5	2	0	5	2	0	1	11	10.5	
@ UNC Asheville	12-14-03		21	4-11	.364	3-10	.300	0-0	.000	1	1	2	3.3	1	0	1	3	0	1	11	10.6	
@ Ohio State	12-17-03		30	7-9	.778	6-8	.750	0-1	.000	1	3	4	3.4	1	0	2	1	0	0	20	11.8	
HIGH POINT	12-20-03		25	3-4	.750	3-4	.750	5-6	.833	0	4	4	3.4	2	0	3	4	0	0	14	12.0	
BETHUNE-COOKMAN	12-29-03		27	0-6	.000	0-4	.000	2-2	1.000	2	1	3	3.4	0	0	2	1	0	0	2	11.0	
LIPSCOMB	12-30-03		21	2-3	.667	1-2	.500	0-0	.000	0	2	2	3.3	2	0	9	4	0	2	5	10.5	
EAST TENNESSEE STATE	1-05-04		19	2-5	.400	1-3	.333	2-2	1.000	0	0	0	3.0	1	0	2	3	0	1	7	10.2	
@ College of Charleston	1-10-04		20	1-3	.333	0-2	.000	2-2	1.000	0	1	1	2.8	2	0	6	3	0	1	4	9.7	
ERSKINE	1-13-04		24	4-9	.444	3-5	.600	0-0	.000	1	0	1	2.7	1	0	3	0	0	3	11	9.8	
GA. SOUTHERN	1-17-04		23	3-6	.500	2-4	.500	0-0	.000	0	1	1	2.6	1	0	1	5	0	0	8	9.7	
@ The Citadel	1-19-04		25	2-8	.250	1-4	.250	5-6	.833	1	2	3	2.6	2	0	1	4	0	2	10	9.7	
WOFFORD	1-24-04		27	3-7	.429	1-3	.333	2-4	.500	0	1	1	2.5	1	0	4	4	0	2	9	9.6	
CHATTANOOGA	1-26-04		26	4-11	.364	3-9	.333	0-0	.000	1	3	4	2.6	2	0	3	5	0	0	11	9.7	
APPALACHIAN STATE	1-31-04		12	2-3	.667	2-3	.667	0-0	.000	1	0	1	2.5	4	0	3	3	0	1	6	9.5	
@ EIoN	2-02-04		26	3-7	.429	3-5	.600	0-0	.000	1	1	2	2.5	2	0	2	0	0	1	9	9.5	
@ Georgia Southern	2-07-04		22	2-3	.667	2-3	.667	2-2	1.000	1	3	4	2.6	1	0	2	2	0	2	8	9.4	
DAVDISON	2-10-04		27	5-9	.556	3-7	.429	0-0	.000	0	3	3	2.6	1	0	3	3	0	1	13	9.6	
@ Wofford	2-14-04		27	2-6	.333	2-4	.500	0-0	.000	0	4	4	2.7	0	0	2	3	0	0	6	9.4	
@ Western Carolina	2-16-04		20	1-6	.167	1-6	.167	0-0	.000	0	1	1	2.6	1	0	2	3	0	0	3	9.2	
THE CITADEL	2-21-04		25	1-7	.143	1-6	.167	0-0	.000	0	0	0	2.5	2	0	4	1	0	1	3	8.9	
COLL. OF CHARLESTON	2-25-04		18	2-5	.400	1-3	.333	0-0	.000	1	1	2	2.5	1	0	2	3	0	0	5	8.8	
@ Davidson	2-28-04		29	3-9	.333	1-5	.200	3-4	.750	1	2	3	2.5	4	0	3	2	0	1	10	8.8	
Totals		0	661	75-187	.401	52-138	.377	36-45	.800	17	50	67	2.5	39	0	78	76	0	26	238	8.8	


#13 ERIC WEBB'S SUPERLATIVES/CAREER STATISTICS

CATEGORY	SEASON
Points:	20 vs. Ohio State (12-17)
Field Goals Made:	7 vs. Ohio State (12-17)
Field Goals Attempted:	11 vs. UNC Asheville (12-14), vs. Chattanooga (1-26)
3-Point Field Goals Made:	6 vs. Ohio State (12-17)
3-Point Field Goals Attempted:	10 vs. UNC Asheville (12-14)
Free Throws Made:	5 vs. High Point (12-20)
Free Throws Attempted:	6 vs. Northern Iowa (12-6), vs. High Point (12-20)
Rebounds:	6 vs. Northern Iowa (12-6)
Assists:	9 vs. Lipscomb (12-30)
Blocks:	None
Steals:	3 vs. Erskine (1-13)
Minutes:	34 vs. Minnesota (11-30)

YEAR	GP-GS	MP-AVG	FGM-FGA	PCT	3P-3PA	PCT	FTM-FTA	PCT	REB-AVG	PF-D	A	TO	BK	ST	PTS	AVG
2003-04	27-0	661-24.5	75-187	.401	52-138	.377	36-45	.800	67-2.5	39-0	78	76	0	26	238	8.8

15 Daniel Sperry

Forward, 6-6, 200, Sophomore
 St. Simmons Island, Georgia ▲ Glynn Academy



Sperry Spin: Walk-on who has seen limited action in four games.

2003-04 SEASON SUMMARY

Opponent	Date	GS	Min	----TOTAL----		-----3-PTS-----			----REBOUNDS----													
				FG-FGA	Pct	3PFG-FGA	Pct	FT-FTA	Pct	Off	Def	Tot	Avg	PF	FO	A	TO	Blk	Stl	Pts	Avg	
GREENSBORO COLLEGE	11-26-03		3	0-2	.000	0-0	.000	0-0	.000	1	0	1	1.5	0	0	0	0	0	0	0	0	0.0
LIPSCOMB	12-30-03		2	0-0	.000	0-0	.000	0-0	.000	0	0	0	1.0	0	0	0	0	0	0	0	0	0.0
ERSKINE	1-13-04		3	0-0	.000	0-0	.000	0-2	.000	0	0	0	0.3	2	0	0	1	0	0	0	0	0.0
WOFFORD	1-24-04		2	0-0	.000	0-0	.000	0-0	.000	0	0	0	0.3	1	0	0	0	0	1	0	0	0.0
Totals		0	10	0-2	.000	0-0	.000	0-2	.000	1	0	1	0.3	2	0	0	1	0	1	0	1	0.0


#15 DANIEL SPERRY'S SUPERLATIVES/CAREER STATISTICS

CATEGORY	SEASON	CAREER
Points:	None	4 vs. St. Mary's (11-27-02)
Field Goals Made:	None	2 vs. St. Mary's (11-27-02)
Field Goals Attempted:	2 vs. Greensboro (11-26)	2 vs. St. Mary's (11-27-02), vs. Greensboro (11-26-03)
3-Point Field Goals Made:	None	None
3-Point Field Goals Attempted:	None	None
Free Throws Made:	None	None
Free Throws Attempted:	2 vs. Erskine (1-13)	2 vs. Erskine (1-13)
Rebounds:	1 vs. Greensboro (11-26)	1 vs. St. Mary's (11-27-02), vs. Greensboro (11-26-03)
Assists:	None	None
Blocks:	None	None
Steals:	1 vs. Wofford (1-24)	1 vs. St. Mary's (11-27-02)
Minutes:	3 vs. Greensboro (11-26), vs. Erskine (1-13)	3 vs. Greensboro (11-26-03)

YEAR	GP-GS	MP-AVG	FGM-FGA	PCT	3P-3PA	PCT	FTM-FTA	PCT	REB-AVG	PF-D	A	TO	BK	ST	PTS	AVG
2002-03	3-0	3-1.0	2-2	1.000	0-0	.000	0-0	.000	1-0.3	0-0	0	1	0	1	4	1.3
2003-04	4-0	10-2.5	0-2	.000	0-0	.000	0-2	.000	1-0.3	3-0	0	1	0	1	0	0.0
Totals	7-0	13-1.9	2-4	.500	0-0	.000	0-2	.000	2-0.3	3-0	0	2	0	2	4	0.7

21 Ben Earle

Guard/Forward, 6-5, 190, R-Sophomore
Standish, Maine ▲ Windham Christian Academy



Earle Earnings: Transfer from NCAA Division III Gordon (Mass.) College who sat out 2002-03 campaign...missed five games (1/10-1/24) with injured knee, which required arthroscopic surgery...returned to action with season high 10 pts. vs. Chattanooga...scored 9 pts. (3x5 3PGs) vs. Ohio State and had 9 pts. (3x3 3PGs) vs. Lipscomb (92-56 win) in Jack In The Box Furman Classic championship game.

2003-04 SEASON SUMMARY

Opponent	Date	GS	Min	I---TOTAL---		I-----3-PTS-----I		I---REBOUNDS---										Pts	Avg		
				FG-FGA	Pct	3PFG-FGA	Pct	FT-FTA	Pct	Off	Def	Tot	Avg	PF	FO	A	TO			Blk	Stl
@ James Madison	11-22-03		19	2-4	.500	1-2	.500	0-0	.000	1	0	1	1.0	2	0	0	0	0	0	5	5.0
SO. WESLEYAN	11-24-03		10	1-3	.333	1-3	.333	0-0	.000	0	0	0	0.5	2	0	0	2	0	0	3	4.0
GREENSBORO COLLEGE	11-26-03		15	2-3	.667	0-1	.000	2-2	1.000	0	1	1	0.7	0	0	1	1	0	1	6	4.7
@ Minnesota	11-30-03		9	0-0	.000	0-0	.000	0-0	.000	0	1	1	0.8	0	0	0	1	0	0	0	3.5
@ UNC Greensboro	12-03-03		16	2-6	.333	0-3	.000	1-2	.500	1	1	2	1.0	0	0	0	0	0	0	5	3.8
@ Northern Iowa	12-06-03		20	2-5	.400	0-1	.000	0-2	.000	0	1	1	1.0	2	0	1	0	0	0	4	3.8
@ UNC Asheville	12-14-03		14	0-2	.000	0-2	.000	1-4	.250	0	1	1	1.0	0	0	1	1	1	1	1	3.4
@ Ohio State	12-17-03		15	3-5	.600	3-5	.600	0-0	.000	1	0	1	1.0	1	0	1	1	0	1	9	4.1
HIGH POINT	12-20-03		18	1-5	.200	1-3	.333	0-0	.000	0	2	2	1.1	2	0	1	1	0	3	3	4.0
BETHUNE-COOKMAN	12-29-03		4	0-1	.000	0-1	.000	0-0	.000	0	1	1	1.1	0	0	0	0	0	0	0	3.6
LIPSCOMB	12-30-03		11	3-3	1.000	3-3	1.000	0-0	.000	0	1	1	1.1	2	0	0	2	0	0	9	4.1
EAST TENNESSEE STATE	1-05-04		4	0-1	.000	0-1	.000	0-0	.000	0	0	0	1.0	0	0	0	0	0	0	0	3.8
CHATTANOOGA	1-26-04		10	4-8	.500	2-5	.400	0-0	.000	1	2	3	1.2	2	0	0	2	0	0	10	4.2
APPALACHIAN STATE	1-31-04		14	3-5	.600	1-3	.333	0-0	.000	1	2	3	1.3	1	0	0	2	0	1	7	4.4
@ Elon	2-02-04		10	0-3	.000	0-2	.000	1-2	.500	0	0	0	1.2	2	0	1	0	0	0	1	4.2
@ Georgia Southern	2-07-04		3	0-0	.000	0-0	.000	0-0	.000	0	0	0	1.1	1	0	0	1	0	0	0	3.9
DAVDISON	2-10-04		7	1-4	.250	1-2	.500	0-0	.000	0	1	1	1.1	1	0	0	1	0	0	3	3.9
@ Wofford	2-14-04		8	0-0	.000	0-0	.000	0-0	.000	0	1	1	1.1	1	0	0	1	0	0	0	3.7
@ Western Carolina	2-16-04		12	0-2	.000	0-2	.000	0-0	.000	0	0	0	1.1	0	0	0	2	0	0	0	3.5
THE CITADEL	2-21-04		4	0-1	.000	0-1	.000	0-0	.000	0	0	0	1.0	0	0	0	0	0	0	0	3.3
COLL. OF CHARLESTON	2-25-04		2	0-0	.000	0-0	.000	0-0	.000	0	0	0	1.0	0	0	0	0	0	0	0	3.1
@ Davidson	2-28-04		2	0-1	.000	0-1	.000	0-0	.000	0	0	0	0.9	0	0	0	1	0	0	0	3.0
Totals		0	227	24-62	.387	13-41	.317	5-12	.417	5	15	20	0.9	20	0	6	19	1	7	66	3.0

#21 BEN EARLE'S SUPERLATIVES/CAREER STATISTICS


CATEGORY	SEASON
Points:	10 vs. vs. Chattanooga (1-26)
Field Goals Made:	4 vs. Chattanooga (1-26)
Field Goals Attempted:	8 vs. Chattanooga (1-26)
3-Point Field Goals Made:	3 vs. Ohio State (12-17), vs. Lipscomb (12-30)
3-Point Field Goals Attempted:	5 vs. three opponents
Free Throws Made:	2 vs. Greensboro (11-26)
Free Throws Attempted:	4 vs. UNC Asheville (12-14)
Rebounds:	3 vs. Chattanooga (1-26)
Assists:	1 vs. four opponents
Blocks:	1 vs. UNC Asheville (12-14)
Steals:	3 vs. High Point (12-20)
Minutes:	20 vs. Northern Iowa (12-6)

YEAR	GP-GS	MP-AVG	FGM-FGA	PCT	3P-3PA	PCT	FTM-FTA	PCT	REB-AVG	PF-D	A	TO	BK	ST	PTS	AVG
2003-04	22-0	227-10.3	24-62	.387	13-41	.317	5-12	.417	20-0.9	20-0	6	19	1	7	66	3.0

22 Gerad Punch

Guard/Forward, 6-4, 200, Freshman

Phoenix, Arizona ▲ Brophy Preparatory School



Punch Points: Has seen action in 17 games as a reserve...saw playing time increase after injury sidelined forward Quan Prowell for four games (1/24-2/02)...registered 6 pts. 2 rebs., 2 stl. in season high 15 minutes vs. Wofford (91-55 win)...came back with 5 pts. and 3 rebs. vs. Chattanooga...also had 5 pts. vs. Erskine (89-51 win).

2003-04 SEASON SUMMARY

Opponent	Date	GS	Min	I---TOTAL---		I-----3-PTS-----I		FT-FTA	Pct	I---REBOUNDS---					Pts	Avg					
				FG-FGA	Pct	3PFG-FGA	Pct			Off	Def	Tot	Avg	PF			FO	A	TO	Blk	Stl
@ James Madison	11-22-03		3	0-0	.000	0-0	.000	0-0	.000	0	2	2	2.0	0	0	0	0	0	0	0	0.0
SO. WESLEYAN	11-24-03		13	1-4	.250	0-2	.000	0-0	.000	1	3	4	3.0	0	0	2	1	0	1	2	1.0
GREENSBORO COLLEGE	11-26-03		11	0-3	.000	0-2	.000	0-0	.000	0	3	3	3.0	1	0	2	0	0	1	0	0.7
@ Minnesota	11-30-03		2	0-0	.000	0-0	.000	0-0	.000	0	0	0	2.3	1	0	0	0	0	1	0	0.5
@ UNC Greensboro	12-03-03		2	0-0	.000	0-0	.000	0-0	.000	0	0	0	0.0	0	0	0	1	0	0	0	0.4
@ Northern Iowa	12-06-03		2	0-0	.000	0-0	.000	2-2	1.000	1	2	3	2.0	2	0	0	0	0	0	2	0.7
@ UNC Asheville	12-14-03		2	0-0	.000	0-0	.000	0-0	.000	0	0	0	1.7	0	0	0	1	0	0	0	0.6
BETHUNE-COOKMAN	12-29-03		1	0-0	.000	0-0	.000	0-0	.000	0	0	0	1.5	0	0	0	0	0	0	0	0.5
LIPSCOMB	12-30-03		6	0-1	.000	0-0	.000	0-0	.000	0	3	3	1.7	0	0	0	0	0	1	0	0.4
ERSKINE	1-13-04		9	1-2	.500	1-2	.500	2-3	.667	1	0	1	1.6	0	0	1	0	0	0	5	0.9
@ The Citadel	1-19-04		1	0-0	.000	0-0	.000	0-0	.000	0	0	0	1.5	0	0	0	0	0	0	0	0.8
WOFFORD	1-24-04		16	2-4	.500	1-2	.500	0-1	.000	1	1	2	1.5	3	0	1	1	0	3	5	1.2
CHATTANOOGA	1-26-04		12	1-2	.500	0-1	.000	3-4	.750	2	1	3	1.6	0	0	1	1	0	0	5	1.5
APPALACHIAN STATE	1-31-04		9	1-2	.500	0-1	.000	0-0	.000	0	2	2	1.6	1	0	0	0	0	0	2	1.5
@ Elon	2-2-04		4	0-0	.000	0-0	.000	0-1	.000	0	0	0	1.5	0	0	1	0	0	0	0	1.4
DAVIDSON	2-10-04		+0	1-1	1.000	0-0	.000	0-0	.000	1	0	1	1.5	0	0	0	0	0	0	2	1.4
THE CITADEL	2-21-04		6	1-1	1.000	0-0	.000	0-0	.000	0	1	1	1.5	0	0	0	0	0	0	2	1.5
@ Davidson	2-28-04		8	0-2	.000	0-2	.000	1-2	.500	0	1	1	1.4	3	0	0	1	0	0	1	1.4
Totals		0	107	8-22	.364	2-13	.154	8-13	.615	7	19	26	1.4	11	0	8	6	0	7	26	1.4

#22 GERAD PUNCH SUPERLATIVES/CAREER STATISTICS


CATEGORY	SEASON
Points:	5 vs. Erskine (1-13), vs. Wofford (1-24)
Field Goals Made:	2 vs. Wofford (1-24)
Field Goals Attempted:	4 vs. So. Wesleyan (11-24), vs. Wofford (1-24)
3-Point Field Goals Made:	1 vs. Erskine (1-13), vs. Wofford (1-24)
3-Point Field Goals Attempted: ..	2 vs. four opponents
Free Throws Made:	3 vs. Chattanooga (1-26)
Free Throws Attempted:	4 vs. Chattanooga (1-26)
Rebounds:	4 vs. So. Wesleyan (11-24)
Assists:	2 vs. So. Wesleyan (11-24), vs. Greensboro (11-26)
Blocks:	None
Steals:	3 vs. Wofford (1-24)
Minutes:	16 vs. Wofford (1-24)

YEAR	GP-GS	MP-AVG	FGM-FGA	PCT	3P-3PA	PCT	FTM-FTA	PCT	REB-AVG	PF-D	A	TO	BK	ST	PTS	AVG
2003-04	18-0	107-5.9	8-22	.364	2-13	.154	8-13	.615	26-1.4	11-0	8	6	0	7	26	1.4

24 Ryan Carson

Guard, 6-3, 180, Junior

Charlotte, North Carolina ▲ Providence Day School



Carson Casts: Has seen limited action in eight games...registered season high 5 pts., 2 rebs., 3 ast., and 2 stl. in season high 14 minutes vs. Erskine (89-51 win)...scored 4 pts. vs. Wofford (91-55 win) and Lipscomb (92-56 win) in Jack In the Box Furman Classic championship game...began his collegiate career at East Tennessee State before transferring to Furman following 2000-01 season.

2003-04 SEASON SUMMARY

Opponent	Date	GS	Min	I---TOTAL---		I-----3-PTS-----I		FT-FTA		I---REBOUNDS---										Pts	Avg		
				FG-FGA	Pct	3PFG-FGA	Pct	Pct	Pct	Off	Def	Tot	Avg	PF	FO	A	TO	Blk	Stl				
SO. WESLEYAN	11-24-03		0	0-1	.000	0-1	.000	0-0	.000	0	0	0	0.0	0	0	0	0	0	0	0	0	0	0.0
GREENSBORO COLLEGE	11-26-03		4	1-2	.500	1-2	.500	0-0	.000	0	1	1	0.5	1	0	0	0	0	0	1	3	1.5	
LIPSCOMB	12-30-03		4	1-1	1.000	0-0	.000	2-2	1.000	0	0	0	0.3	0	0	0	0	0	0	0	4	2.3	
@ College of Charleston	1-10-04		1	0-0	.000	0-0	.000	0-0	.000	0	0	0	0.3	1	0	0	0	0	0	0	0	1.8	
ERSKINE	1-13-04		14	2-4	.500	1-3	.333	0-0	.000	0	2	2	0.6	1	0	3	1	0	2	5	2.4		
GA. SOUTHERN	1-17-04		+0	0-0	.000	0-0	.000	0-0	.000	0	0	0	0.5	0	0	0	0	0	0	0	0	2.0	
@ The Citadel	1-19-04		4	0-2	.000	0-2	.000	0-0	.000	0	0	0	0.4	0	0	0	0	0	0	0	0	1.7	
WOFFORD	1-24-04		7	1-3	.333	0-2	.000	2-2	1.000	0	0	0	0.4	0	0	1	2	0	0	4	2.0		
THE CITADEL	2-21-04		+0	0-0	.000	0-0	.000	0-0	.000	0	0	0	0.3	0	0	0	0	0	0	0	0	1.8	
COLL. OF CHARLESTON	2-25-04	*	4	0-0	.000	0-0	.000	0-0	.000	0	0	0	0.3	0	0	0	0	0	0	0	0	1.6	
Totals		1	38	5-13	.385	2-10	.200	4-4	1.000	0	3	3	0.3	3	0	4	3	0	3	16	1.6		

#24 RYAN CARSON'S SUPERLATIVES/CAREER STATISTICS


CATEGORY	SEASON	CAREER
Points:	5 vs. Erskine (1-13)	5 vs. Erskine (1-13-04)
Field Goals Made:	2 vs. Erskine (1-13)	2 vs. Erskine (1-13-04)
Field Goals Attempted:	4 vs. Erskine (1-13)	4 vs. Erskine (1-13-04)
3-Point Field Goals Made:	1 vs. Greensboro (11-26), vs. Erskine (1-13)	1 vs. six opponents
3-Point Field Goals Attempted:	3 vs. Erskine (1-13)	3 vs. Erskine (1-13-04)
Free Throws Made:	2 vs. Lipscomb (12-30), vs. Wofford (1-24)	2 vs. Lipscomb (12-30-03), vs. Wofford (1-24-04)
Free Throws Attempted:	2 vs. Lipscomb (12-30), vs. Wofford (1-24)	2 vs. Lipscomb (12-30-03), vs. Wofford (1-24-04)
Rebounds:	2 vs. Erskine (1-13)	2 vs. Methodist (12-13-02), vs. Erskine (1-13-04)
Assists:	3 vs. Erskine (1-13)	3 vs. Erskine (1-13-04)
Blocks:	None	1 vs. Sewanee (12-19-02)
Steals:	2 vs. Erskine (1-13)	2 vs. Erskine (1-13-04)
Minutes:	14 vs. Erskine (1-13)	14 vs. Erskine (1-13-04)

YEAR	GP-GS	MP-AVG	FGM-FGA	PCT	3P-3PA	PCT	FTM-FTA	PCT	REB-AVG	PF-D	A	TO	BK	ST	PTS	AVG
2002-03	11-0	28-2.5	4-8	.500	4-7	.571	0-1	.000	2-0.2	2-0	2	3	1	0	12	1.1
2003-04	10-1	38-3.8	5-13	.385	2-10	.200	4-4	1.000	3-0.3	3-0	4	3	0	3	16	1.6
Totals	21-1	66-3.1	9-21	.429	6-17	.353	4-5	.800	5-0.3	5-0	6	6	1	3	28	1.3

32 Quan Prowell

Forward, 6-8, 210, Freshman

Columbus, Georgia ▲ Jordan High School



Prowell Props: Southern Conference Freshman-of-the-Year...second leading scoring freshmen in SoCon (10.1 ppg), trailing only teammate Robbie Bostain (10.2 ppg)...missed four games with a knee injury (1/24-2/02)...had 12 pts., 6 rebs. and 2 blks. vs. Western Carolina (72-63 win)...registered 14 pts. (2 dunks), 2 rebs., 2 stl. vs. Wofford (77-73 win)...scored season high 22 pts. and claimed 7 rebs. vs. UNC Greensboro...named Jack In The Box Furman Classic MVP after scoring 18 pts. vs. Lipscomb (92-56 win) in championship...tallied 15 pts., 3 rebs. vs. Minnesota.

2003-04 SEASON SUMMARY

Opponent	Date	GS	I---TOTAL---		I-----3-PTS-----I			I----REBOUNDS----										Pts	Avg			
			Min	FG-FGA	Pct	3PFG-FGA	Pct	FT-FTA	Pct	Off	Def	Tot	Avg	PF	FO	A	TO			Blk	Stl	
@ James Madison	11-22-03		12	2-4	.500	0-0	.000	0-0	.000	0	2	2	2.0	4	0	0	0	0	1	3	4	4.0
SO. WESLEYAN	11-24-03		27	5-8	.625	0-0	.000	1-1	1.000	3	3	6	4.0	4	0	1	3	0	1	11	7.5	
GREENSBORO COLLEGE	11-26-03		22	6-11	.545	2-2	1.000	202	1.000	2	1	3	3.7	3	0	1	1	2	3	16	10.3	
@ Minnesota	11-30-03		31	6-11	.545	0-1	.000	3-4	.750	2	1	3	3.4	4	1	1	1	1	0	15	11.5	
@ UNC Greensboro	12-03-03		26	9-10	.900	1-1	1.000	3-5	.600	2	5	7	4.2	2	0	0	1	2	1	22	13.6	
@ Northern Iowa	12-06-03		28	6-13	.462	1-2	.500	0-0	.000	1	4	5	4.3	3	0	1	2	0	0	13	13.5	
@ UNC Asheville	12-14-03		24	3-5	.600	1-2	.500	2-3	.667	2	6	8	4.9	2	0	2	0	1	0	9	12.9	
@ Ohio State	12-17-03	*	11	1-2	.000	0-0	.000	0-0	.000	0	3	3	4.6	4	0	0	0	1	0	2	11.5	
HIGH POINT	12-20-03		23	2-4	.500	0-1	.000	3-3	1.000	0	1	1	4.2	4	0	0	3	1	1	7	11.0	
BETHUNE-COOKMAN	12-29-03		21	4-6	.667	0-0	.000	6-6	1.000	3	5	8	4.6	3	0	1	5	1	1	14	11.3	
LIPSCOMB	12-30-03		19	7-10	.700	4-6	.667	0-0	.000	1	2	3	4.5	2	0	1	4	1	1	18	11.9	
EAST TENNESSEE STATE	1-05-04		21	4-7	.571	0-2	.000	0-0	.000	2	2	4	4.4	3	0	0	3	0	1	8	11.6	
@ College of Charleston	1-10-04		25	2-9	.222	0-2	.000	4-4	1.000	2	4	6	4.5	5	1	0	0	0	1	8	11.3	
ERSKINE	1-13-04		21	6-7	.857	1-2	.500	3-5	.600	1	8	9	4.9	3	0	0	1	5	1	16	11.6	
GA. SOUTHERN	1-17-04		30	4-9	.444	0-2	.000	1-2	.5000	1	4	5	4.9	2	0	2	2	1	0	9	11.5	
@ The Citadel	1-19-04		20	0-3	.000	0-2	.000	0-3	.000	1	3	4	4.8	2	0	0	2	0	1	0	10.8	
@ Georgia Southern	2-07-04		24	2-6	.333	1-3	.333	2-4	.500	1	4	5	4.8	2	0	0	0	1	0	7	10.5	
DAVIDSON	2-10-04		14	3-6	.500	2-3	.667	1-1	1.000	0	2	2	4.7	5	1	4	1	1	1	9	10.4	
@ Wofford	2-14-04		23	6-10	.600	0-2	.000	2-2	1.000	0	2	2	4.5	3	0	0	2	0	2	14	10.6	
@ Western Carolina	2-16-04		28	5-12	.417	0-3	.000	2-3	.667	0	6	6	4.6	2	0	0	1	2	1	12	10.7	
THE CITADEL	2-21-04		14	3-3	1.000	0-0	.000	0-0	.000	0	1	1	4.4	4	0	0	1	3	0	6	10.5	
COLL. OF CHARLESTON	2-25-04		19	1-5	.200	0-1	.000	0-0	.000	1	1	2	4.3	1	0	0	3	1	0	2	10.1	
@ Davidson	2-28-04		26	4-9	.444	2-4	.500	1-2	.500	0	3	3	4.3	4	0	2	1	0	0	11	10.1	
Totals		1	483	87-161	.540	13-37	.351	35-48	.729	25	70	95	4.3	68	3	14	36	25	19	222	10.1	

#32 QUAN PROWELL'S SUPERLATIVES/CAREER STATISTICS

CATEGORY	SEASON
Points:	22 vs. UNC Greensboro (12-03)
Field Goals Made:	9 vs. UNC Greensboro (12-03)
Field Goals Attempted:	11 vs. Greensboro (11-26), vs. Minnesota (11-30)
3-Point Field Goals Made:	4 vs. Lipscomb (12-30)
3-Point Field Goals Attempted: ..	6 vs. Lipscomb (12-30)
Free Throws Made:	6 vs. Bethune-Cookman (12-29)
Free Throws Attempted:	6 vs. Bethune-Cookman (12-29)
Rebounds:	9 vs. Erskine (1-13)
Assists:	4 vs. Davidson (2-10)
Blocks:	5 vs. Erskine (1-13)
Steals:	3 vs. Greensboro (11-26)
Minutes:	31 vs. Minnesota (11-30)

YEAR	GP-GS	MP-AVG	FGM-FGA	PCT	3P-3PA	PCT	FTM-FTA	PCT	REB-AVG	PF-D	A	TO	BK	ST	PTS	AVG
2003-04	23-0	509-22.1	91-170	.535	15-41	.366	36-50	.720	98-4.3	72-3	16	37	25	19	233	10.1

41 Nick Sanders

Forward, 6-7, 215, Junior

Leavenworth, Kansas ▲ Leavenworth High School



Sanders Slices: Furman's leading rebounder (6.1 rpg)...ranks third on squad in assists (68)...garnered a career best six assists vs. Georgia Southern (77-72 win) and has 37 assists (only 12 turnovers) over the last 12 games...recorded identical double-doubles (10 pts., 11 rebs.) vs. Northern Iowa (64-55 win) and East Tennessee State (69-68 win)...notched 8 pts., 11 rebs., and 4 ast. vs. The Citadel (76-61 win)...had 7 pts., 8 rebs. vs. College of Charleston (58-57 win).

2003-04 SEASON SUMMARY

Opponent	Date	GS	Min	I---TOTAL---		I-----3-PTS-----I		FT-FTA	Pct	I---REBOUNDS---					PF	FO	A	TO	Blk	Stl	Pts	Avg
				FG-FGA	Pct	3PFG-FGA	Pct			Off	Def	Tot	Avg									
@ James Madison	11-22-03	*	29	0-3	.000	0-1	.000	1-2	.500	2	4	6	6.0	3	0	0	1	0	0	1	1.0	
SO. WESLEYAN	11-24-03	*	25	2-3	.667	0-1	.000	2-2	1.000	2	6	9	7.5	4	0	2	1	0	1	6	3.5	
GREENSBORO COLLEGE	11-26-03	*	22	2-4	.500	0-0	.000	2-2	1.000	3	1	4	6.3	2	0	4	2	0	3	6	4.3	
@ Minnesota	11-30-03	*	34	5-8	.625	1-2	.500	0-0	.000	1	4	5	6.0	5	1	2	2	0	2	11	6.0	
@ UNC Greensboro	12-03-03	*	27	2-6	.333	1-2	.500	0-0	.000	1	2	3	5.4	5	1	3	2	0	1	5	5.8	
@ Northern Iowa	12-06-03	*	35	5-9	.556	0-1	.000	0-2	.000	4	7	11	6.3	2	0	3	1	1	3	10	6.5	
@ UNC Asheville	12-14-03	*	34	3-8	.375	0-0	.000	0-0	.000	1	4	5	6.1	2	0	0	0	0	2	6	6.4	
@ Ohio State	12-17-03	*	32	1-6	.167	0-1	.000	0-0	.000	1	4	5	6.0	3	0	3	2	0	1	2	5.9	
HIGH POINT	12-20-03	*	26	3-3	1.000	1-1	1.000	1-2	.500	3	1	4	5.8	4	0	2	2	0	0	8	6.1	
BETHUNE-COOKMAN	12-29-03	*	32	3-3	1.000	0-0	.000	4-6	.667	1	3	4	5.6	1	0	1	1	0	0	10	6.5	
LIPSCOMB	12-30-03	*	19	2-3	.667	1-1	1.000	0-0	.000	1	3	4	5.5	3	0	3	1	0	2	5	6.4	
EAST TENNESSEE STATE	1-05-04	*	27	2-3	.667	0-1	.000	6-6	1.000	3	8	11	5.9	3	0	4	2	1	0	10	6.7	
@ College of Charleston	1-10-04	*	35	4-6	.667	0-0	.000	3-3	1.000	3	6	9	6.2	2	0	1	1	0	2	11	7.0	
ERSKINE	1-13-04	*	21	1-3	.333	1-2	.500	4-6	.667	1	3	4	6.0	3	0	1	2	0	1	7	7.0	
GA. SOUTHERN	1-17-04	*	32	0-4	.000	0-1	.000	0-0	.000	0	2	2	5.7	0	0	2	2	0	1	0	6.5	
@ The Citadel	1-19-04	*	27	2-4	.500	0-2	.000	4-6	.667	4	7	11	6.1	2	0	4	0	2	1	8	6.6	
WOFFORD	1-24-04	*	22	5-7	.714	1-2	.500	0-0	.000	1	4	5	6.0	2	0	3	0	0	1	11	6.9	
CHATTANOOGA	1-26-04	*	34	2-6	.333	0-1	.000	2-3	.667	3	6	9	6.2	2	0	4	1	0	1	6	6.8	
APPALACHIAN STATE	1-31-04	*	27	3-6	.500	2-3	.667	1-3	.333	2	4	6	6.2	3	0	2	1	0	0	9	6.9	
@ Elon	2-02-04	*	20	3-3	1.000	0-0	.000	2-2	1.000	1	1	2	6.0	1	0	1	3	0	0	8	7.0	
@ Georgia Southern	2-07-04	*	28	2-6	.333	0-2	.000	1-2	.500	0	6	6	6.0	3	0	6	0	1	0	5	6.9	
DAVIDSON	2-10-04	*	22	1-2	.500	0-1	.000	0-0	.000	3	4	7	6.0	1	0	3	4	2	1	2	6.7	
@ Wofford	2-14-04	*	23	1-2	.500	0-0	.000	2-3	.667	1	6	7	6.0	4	0	1	2	0	1	4	6.6	
@ Western Carolina	2-16-04	*	29	0-3	.000	0-1	.000	0-0	.000	2	6	8	6.1	2	0	3	0	0	1	0	6.3	
THE CITADEL	2-21-04	*	30	2-7	.286	0-2	.000	2-4	.500	3	3	6	6.1	4	0	4	0	0	0	6	6.3	
COLL. OF CHARLESTON	2-25-04	*	30	3-7	.429	1-1	1.000	0-0	.000	3	5	8	6.2	1	0	2	0	0	1	7	6.3	
@ Davidson	2-28-04	*	24	1-3	.333	0-1	.000	0-0	.000	2	2	4	6.1	3	0	4	1	0	1	2	6.1	
Totals			27	758	60-128	.469	9-30	.300	37-54	.685	53	112	165	6.1	70	2	68	34	7	27	166	6.1

#41 NICK SANDERS' SUPERLATIVES/CAREER STATISTICS

CATEGORY	SEASON	CAREER
Points:	11 vs. three opponents	11 vs. three opponents
Field Goals Made:	5 vs. three opponents	5 vs. four opponents
Field Goals Attempted:	9 vs. Northern Iowa (12-6)	9 vs. Northern Iowa (12-6-03)
3-Point Field Goals Made:	2 vs. Appalachian State (1-31)	2 vs. Appalachian State (1-31-04)
3-Point Field Goals Attempted:	3 vs. Appalachian State (1-31)	3 vs. Appalachian State (1-31-04)
Free Throws Made:	6 vs. E. Tenn. St. (1-5)	6 vs. E. Tenn. St. (1-5-04)
Free Throws Attempted:	6 vs. three opponents	6 vs. three opponents
Rebounds:	11 vs. three opponents	11 vs. three opponents
Assists:	6 vs. Ga. Southern (2-7)	6 vs. Ga. Southern (2-7-04)
Blocks:	2 vs. The Citadel (1-19)	2 vs. The Citadel (1-19-04)
Steals:	3 vs. Greensboro (11-26), vs. Northern Iowa (12-6)	3 vs. three opponents
Minutes:	35 vs. Northern Iowa (12-6), vs. College of Charleston (1-10)	35 vs. Northern Iowa (12-6-03), vs. College of Charleston (1-10-04)

YEAR	GP-GS	MP-AVG	FGM-FGA	PCT	3P-3PA	PCT	FTM-FTA	PCT	REB-AVG	PF-D	A	TO	BK	ST	PTS	AVG
2001-02	31-13	580-18.7	33-73	.452	0-0	.000	7-11	.636	106-3.4	74-1	25	24	4	16	73	2.4
2002-03	31-2	664-21.4	33-91	.363	0-4	.000	25-36	.694	124-4.0	86-1	35	35	8	21	91	2.9
2003-04	27-27	758-28.1	60-128	.469	9-30	.300	37-54	.685	165-6.1	70-2	68	34	7	27	166	6.1
Totals	89-42	2002-22.5	126-292	.431	9-34	.265	69-101	.683	395-4.4	230-4	128	93	19	64	330	3.7

43 Julius van de Laar

Forward, 6-7, 225, Freshman

Heidelberg, Germany ▲ Urspring High School



Van De Laar Ventures: Has seen limited action in four games...claimed 3 rebs. vs. Greensboro College (74-49) in first game as a Paladin...scored 4 pts. and an assist vs. Lipscomb (92-56 win) in Jack In The Box Furman Classic championship game...

2003-04 SEASON SUMMARY

Opponent	Date	GS	Min	----TOTAL----		-----3-PTS-----			----REBOUNDS----												
				FG-FGA	Pct	3PFG-FGA	Pct	FT-FTA	Pct	Off	Def	Tot	Avg	PF	FO	A	TO	Blk	Stl	Pts	Avg
GREENSBORO COLLEGE	11-26-03		4	0-0	.000	0-0	.000	0-0	.000	2	1	3	3.0	0	0	0	2	0	1	0	0.0
LIPSCOMB	12-30-03		4	2-2	1.000	0-0	.000	0-0	.000	0	0	0	1.5	0	0	1	0	0	1	4	2.0
ERSKINE	1-13-04		4	0-0	.000	0-0	.000	0-0	.000	0	0	0	1.0	0	0	2	0	0	0	0	1.3
WOFFORD	1-24-03		4	0-0	.000	0-0	.000	1-2	.500	0	1	1	1.0	1	0	0	0	0	0	1	1.3
Totals		0	16	2-2	1.000	0-0	.000	1-2	.500	2	2	4	1.0	1	0	3	2	0	2	5	1.3

#43 JULIUS VAN DE LARR'S SUPERLATIVES/CAREER STATISTICS


CATEGORY SEASON
Points: 4 vs. Lipscomb (12-30)
Field Goals Made: 2 vs. Lipscomb (12-30)
Field Goals Attempted: 2 vs. Lipscomb (12-30)
3-Point Field Goals Made: None
3-Point Field Goals Attempted: .. None
Free Throws Made: 1 vs. Wofford (1-24)
Free Throws Attempted: 2 vs. Wofford (1-24)
Rebounds: 3 vs. Greensboro (11-26)
Assists: 2 vs. Erskine (1-13)
Blocks: None
Steals: 1 vs. Greensboro (11-26), vs. Lipscomb (12-30)
Minutes: 4 vs. four opponents

YEAR	GP-GS	MP-AVG	FGM-FGA	PCT	3P-3PA	PCT	FTM-FTA	PCT	REB-AVG	PF-D	A	TO	BK	ST	PTS	AVG
2003-04	4-0	16-4.0	2-2	1.000	0-0	.000	1-2	.500	4-1.0	1-0	3	2	0	2	5	1.3

45 Cedrick Price

Center, 6-9, 245, Junior

Savannah, Georgia ▲ A.E. Beach High School /
Fork Union Military Academy



Price Progress: Has seen limited action in 13 games...scored 4 pts. and claimed a rebound vs. Erskine (89-51 win)...had 2 pts. and 2 rebs. vs. Lipscomb (92-56 win) in Jack In The Box Furman Classic championship game.

2003-04 SEASON SUMMARY

Opponent	Date	GS	Min	----TOTAL----		-----3-PTS-----		FT-FTA	Pct	----REBOUNDS----							Pts	Avg				
				FG-FGA	Pct	3PFG-FGA	Pct			Off	Def	Tot	Avg	PF	FO	A			TO	Blk	Stl	
GREENSBORO COLLEGE	11-26-03		5	0-2	.000	0-0	.000	0-0	.000	0	1	1	1.0	0	0	0	1	0	0	0	0	0.0
@ Northern Iowa	12-6-03		0+	0-0	.000	0-0	.000	0-0	.000	0	0	0	0.5	0	0	0	0	0	0	0	0	0.0
@ Ohio State	12-17-03		11	0-1	.000	0-0	.000	0-0	.000	0	2	2	1.0	0	0	0	0	0	0	0	0	0.0
BETHUNE-COOKMAN	12-29-03		0+	0-0	.000	0-0	.000	0-0	.000	0	0	0	0.0	0	0	0	0	0	0	0	0	0.0
LIPSCOMB	12-30-03		6	1-3	.333	0-0	.000	0-0	.000	0	2	2	1.0	0	0	0	1	0	0	0	2	0.4
@ College of Charleston	1-10-04		1	0-0	.000	0-0	.000	0-0	.000	0	0	0	0.8	0	0	0	0	0	0	0	0	0.3
ERSKINE	1-13-04		6	2-2	1.000	0-0	.000	0-0	.000	0	1	1	0.9	1	0	1	0	0	0	0	4	0.9
GA. SOUTHERN	1-17-04		+0	0-0	.000	0-0	.000	0-0	.000	0	0	0	0.8	0	0	0	0	0	0	0	0	0.8
@ The Citadel	1-19-04		3	0-0	.000	0-0	.000	0-0	.000	0	0	0	0.7	0	0	0	0	0	0	0	0	0.7
WOFFORD	1-24-04		8	1-3	.333	0-0	.000	0-0	.000	0	1	1	0.7	3	0	0	1	0	1	2	0.8	
CHATTANOOGA	1-26-04		+0	0-1	.000	0-0	.000	0-0	.000	0	0	0	0.6	0	0	0	0	0	0	0	0	0.7
DAVIDSON	2-10-04		6	0-0	.000	0-0	.000	0-0	.000	0	0	0	0.6	1	0	0	0	0	0	0	0	0.7
THE CITADEL	2-21-04		1	0-0	.000	0-0	.000	0-0	.000	0	1	1	0.6	0	0	0	1	0	0	0	0	0.6
Totals		0	47	4-12	.333	0-0	.000	0-0	.000	0	8	8	0.6	5	0	1	4	0	1	8	0.6	

#45 CEDRICK PRICE'S SUPERLATIVES/CAREER STATISTICS

CATEGORY	SEASON	CAREER
Points:	4 vs. Erskine (1-13)	6 vs. Macalester (12-28-01)
Field Goals Made:	2 vs. Erskine (1-13)	2 vs. Macalester (12-28-01), vs. Erskine (1-13-04)
Field Goals Attempted:	3 vs. Lipscomb (12-30), vs. Wofford (1-24)	3 vs. Lipscomb (12-30-03), vs. Wofford (1-24-04)
3-Point Field Goals Made:	None	None
3-Point Field Goals Attempted:	None	None
Free Throws Made:	None	2 vs. Macalester (12-28-01)
Free Throws Attempted:	None	2 vs. Emory (12-8-01), vs. Macalester (12-28-01)
Rebounds:	2 vs. Ohio State (12-17), vs. Lipscomb (12-30)	2 vs. four opponents
Assists:	1 vs. Erskine (1-13)	1 vs. two opponents
Blocks:	None	None
Steals:	1 vs. Wofford (1-24)	1 vs. Emory (12-8-01), vs. Wofford (1-24-04)
Minutes:	11 vs. Ohio State (12-17)	11 vs. Ohio State (12-17-03)

YEAR	GP-GS	MP-AVG	FGM-FGA	PCT	3P-3PA	PCT	FTM-FTA	PCT	REB-AVG	PF-D	A	TO	BK	ST	PTS	AVG
2001-02	11-0	51-4.6	3-11	.273	0-0	.000	3-5	.600	9-0.8	15-0	1	7	0	1	9	0.8
2002-03	8-0	34-4.3	1-3	.333	0-0	.000	0-0	.000	4-0.5	5-0	0	4	0	0	2	0.3
2003-04	13-0	47-3.6	4-12	.333	0-0	.000	0-0	.000	8-0.6	5-0	1	4	0	1	8	0.6
Totals	32-0	132-4.1	8-26	.307	0-0	.000	3-5	.600	21-0.7	25-0	2	15	0	2	19	0.6

GAME 5 UNC Greensboro
December 3, 2003
Greensboro, N.C.
Attendance: 1,090

Furman 30 35 — 65
UNC Greensboro 34 39 — 73

FURMAN (65)...2-3, 0-1 SoCon

	MIN	FG-FGA	3P-3PA	FT-FTA	REB	F	A	TO	BK	ST	PTS
Ndoye, f	37	6-11	2-3	2-2	4	2	1	2	0	0	16
Sanders, f	27	2-6	1-2	0-0	3	5	3	2	0	1	5
Pojatina, c	12	0-1	0-0	0-0	3	0	0	0	1	0	0
Carter, g	34	2-6	0-2	1-2	3	1	4	1	0	0	5
Bostain, g	17	1-7	0-2	0-0	4	0	3	2	0	1	2
Webb	29	4-10	2-7	0-0	3	2	3	4	0	2	10
Earle	16	2-6	0-3	1-2	2	1	0	0	0	0	5
Punch	2	0-0	0-0	0-0	0	0	0	1	0	0	0
Prowell	26	9-10	1-1	3-5	7	2	0	1	2	1	22
Team		(45.6%)	(30.0%)	(63.6%)	+1						1
Totals	200	26-57	6-20	7-11	30	13	14	14	3	5	65

UNC GREENSBORO (73)...3-1, 1-0 SoCon

	MIN	FG-FGA	3P-3PA	FT-FTA	REB	F	A	TO	BK	ST	PTS
Gross, f	20	4-9	0-0	0-0	5	2	1	2	0	0	8
Clifton, f	17	3-4	0-0	1-1	3	4	0	1	0	1	7
Burrell, c	32	6-9	0-0	3-4	8	3	0	2	0	2	15
Taylor, g	29	1-5	0-2	0-0	4	1	3	3	0	1	2
Joseph, g	31	4-12	2-8	2-2	3	0	1	1	0	0	12
Blackstock	23	4-9	0-3	3-7	6	3	1	1	0	4	11
Hickman	10	0-1	0-1	2-2	2	0	3	0	0	1	2
Wilson	4	0-1	0-0	0-0	0	0	0	0	1	0	0
Bristow	10	5-7	4-5	0-0	1	1	0	1	0	1	14
Johnson	9	0-1	0-0	0-0	2	0	1	1	0	0	0
Lawrence	7	0-0	0-0	0-0	1	3	0	1	0	0	0
McCarthy	8	0-1	0-0	2-2	2	1	0	0	0	0	2
Team		(45.8%)	(31.6%)	(72.2%)	+1						1
Totals	200	27-59	6-19	13-18	38	18	10	14	1	10	73

Officials: Raymond Styons, Jimmy Spears, Mike Eades . Technical Fouls: None. Deadball Rebounds: UNC Greensboro 3, Furman 1.

GAME 6 Northern Iowa
December 6, 2003
Cedar Falls, Iowa
Attendance: 1,282

Furman 30 34 — 64
Northern Iowa 29 26 — 55

FURMAN (64)...2-3

	MIN	FG-FGA	3P-3PA	FT-FTA	REB	F	A	TO	BK	ST	PTS
Ndoye, f	28	1-5	0-1	0-0	3	2	0	1	0	3	2
Sanders, f	35	5-9	0-1	0-2	11	2	3	1	1	3	10
Pojatina, c	13	1-2	0-0	0-0	2	4	3	0	1	0	2
Carter, g	13	0-3	0-1	2-5	4	5	2	2	0	1	2
Bostain, g	30	6-12	0-2	6-7	4	0	0	0	0	1	18
Webb	31	3-8	1-5	4-6	6	2	5	2	0	1	11
Earle	20	2-5	0-1	0-2	1	2	1	0	0	0	4
Punch	2	0-0	0-0	2-2	3	2	0	0	0	0	2
Prowell	28	6-13	1-2	0-0	5	3	1	2	0	0	13
Price	+0	0-0	0-0	0-0	0	0	0	0	0	0	0
Team		(42.1%)	(15.4%)	(58.3%)	+4						
Totals	200	24-57	2-13	14-24	43	22	15	8	2	9	64

NORTHERN IOWA (55)...3-3

	MIN	FG-FGA	3P-3PA	FT-FTA	REB	F	A	TO	BK	ST	PTS
Crawford, f	28	2-5	1-4	2-4	6	4	1	2	0	1	7
Schneiderman, f	32	3-12	1-6	3-4	11	3	1	2	0	0	10
Gruber, c	29	4-7	0-0	1-2	9	2	0	3	0	0	9
Jacobson, g	34	6-17	0-5	1-1	6	2	4	1	0	0	13
McKowen, g	16	0-4	0-4	8-9	1	4	0	1	0	2	8
Tutt	+0	0-0	0-0	0-0	0	0	0	0	0	0	0
Bennett	4	0-3	0-3	0-0	1	0	0	0	0	0	0
Little	13	0-0	0-0	0-0	1	2	0	1	0	0	0
Foster	21	2-8	2-7	0-1	1	3	0	1	0	0	6
Schmit	7	0-1	0-1	0-1	0	1	1	0	0	0	0
Stout	7	0-2	0-1	0-0	1	0	0	1	0	1	0
Godfred	9	1-2	0-0	0-0	2	1	0	0	1	0	2
Team		(29.5%)	(12.9%)	(68.2%)	+3						
Totals	200	18-61	4-31	15-22	42	22	7	12	1	4	55

Officials: David Warfal, Brad Gaston, Mike Litzelfelner . Technical Fouls: None. Deadball Rebounds: Furman 5, Northern Iowa 3

GAME 7 UNC Asheville
December 14, 2003
Asheville, N.C.
Attendance: 750

Furman 28 32 — 60
UNC Asheville 30 26 — 56

FURMAN (60)...4-3

	MIN	FG-FGA	3P-3PA	FT-FTA	REB	F	A	TO	BK	ST	PTS
Ndoye, f	37	4-15	1-7	0-0	8	1	2	0	0	1	9
Sanders, f	34	3-8	0-0	0-0	5	2	0	0	0	2	6
Pojatina, c	9	1-3	0-0	0-0	1	4	0	1	1	1	2
Carter, g	31	3-10	1-6	4-8	6	0	3	3	0	1	11
Bostain, g	28	3-10	1-3	4-4	4	1	1	2	0	1	11
Webb	21	4-11	3-10	0-0	2	1	1	3	0	1	11
Earle	14	0-2	0-2	1-4	1	0	1	1	1	1	1
Punch	2	0-0	0-0	0-0	0	0	0	1	0	0	0
Prowell	24	3-5	1-2	2-3	8	2	2	0	1	0	9
Team		(32.8%)	(23.5%)	(57.9%)	+4						
Totals	200	21-64	7-30	11-19	39	11	10	11	3	8	60

UNC ASHEVILLE (56)...1-6

	MIN	FG-FGA	3P-3PA	FT-FTA	REB	F	A	TO	BK	ST	PTS
Mohn, f	31	4-8	0-1	4-6	6	3	2	3	0	2	12
Barber, f	30	7-13	0-1	0-0	7	2	1	5	0	0	14
Walker, c	18	1-1	0-0	2-4	5	1	1	2	2	0	4
Garland, g	14	0-4	0-3	0-0	1	0	1	1	0	1	0
Holmes, g	38	1-6	0-0	0-0	6	1	2	3	1	1	2
Collington	26	4-11	2-5	0-0	3	2	2	1	0	0	10
McCullough	15	2-3	1-3	0-0	3	1	2	2	0	1	5
Rush	6	1-3	1-3	0-0	0	1	0	0	0	0	3
Creasman	20	3-4	0-0	0-0	7	3	1	1	1	0	6
Harrell	2	0-0	0-0	0-0	0	1	1	1	0	0	0
Team		(43.4%)	(25.0%)	(60.0%)	+2						
Totals	200	23-53	4-16	6-10	40	15	13	19	4	5	56

Officials: Jamie Luckie, William Humes, Mark Schnurr. Technical Fouls: None. Deadball Rebounds: Furman 3, UNC Asheville 3.

GAME 8 Ohio State
December 17, 2003
Columbus, Ohio
Attendance: 12,248

Furman 36 32 — 68
Ohio State 32 38 — 70

FURMAN (68)...4-4

	MIN	FG-FGA	3P-3PA	FT-FTA	REB	F	A	TO	BK	ST	PTS
Ndoye, f	26	3-8	1-2	4-4	7	3	0	4	0	0	11
Sanders, f	32	1-6	0-1	0-0	5	3	3	2	0	1	2
Prowell, f	11	1-2	0-0	0-0	3	4	0	0	1	0	2
Carter, g	32	3-4	2-3	2-2	2	4	6	3	0	0	10
Bostain, g	17	4-8	0-2	1-2	1	2	1	2	0	2	9
Diagne	26	2-6	0-1	1-2	2	2	2	3	1	1	5
Webb	30	7-9	6-8	0-1	4	1	2	1	0	0	20
Earle	15	3-5	3-5	0-0	1	1	1	1	0	1	9
Price	11	0-1	0-0	0-0	2	0	0	0	0	0	0
Team		(49.0%)	(54.5%)	(72.7%)	+1						
Totals	200	24-49	12-22	8-11	28	20	15	16	2	5	68

OHIO STATE (70)...5-3

	MIN	FG-FGA	3P-3PA	FT-FTA	REB	F	A	TO	BK	ST	PTS
Dials, f	24	6-9	0-0	0-0	7	2	0	1	1	1	12
Radinovic, f	37	3-7	0-0	3-5	7	1	0	2	0	2	9
Sullinger, c	33	6-8	0-0	0-2	6	4	2	1	0	0	12
Fuss-Cheatham, g	34	4-8	0-1	5-6	3	2	4	3	0	2	13
Billings, g	7	0-2	0-1	1-2	3	1	1	0	0	0	1
Harris	4	0-0	0-0	0-0	1	1	0	0	0	0	0
Stockman	35	7-18	2-6	5-6	0	1	2	1	0	4	21
Sylvester	16	1-5	0-3	0-0	2	2	2	2	0	0	2
Jenkins	10	0-0	0-0	0-0	2	1	0	0	0	0	0
Team		(47.4%)	(18.2%)	(66.7%)	+3						
Totals	200	27-57	2-11	14-21	34	15	11	10	1	9	70

Officials: Reggie Greenwood, Frank DeMayo, Fran Connolly. Technical Fouls: None. Deadball Rebounds: Ohio State 2, Furman 1.

GAME 9 High Point
December 20, 2003
Greenville, S.C.
Attendance: 1,259

Furman 51 47 — 98
High Point 34 53 — 87

FURMAN (98)...5-4

	MIN	FG-FGA	3P-3PA	FT-FTA	REB	F	A	TO	BK	ST	PTS
Ndoye, f	32	9-14	4-6	5-6	7	0	2	2	0	3	27
Sanders, f	26	3-3	1-1	1-2	4	4	2	2	0	0	8
Pojatina, f	10	0-2	0-0	0-0	2	4	0	2	0	0	0
Carter, g	24	7-10	2-5	2-3	4	0	2	2	0	0	18
Bostain, g	32	4-10	0-3	13-16	8	2	5	4	0	1	21
Diagne	10	0-1	0-1	0-0	1	4	0	1	0	0	0
Webb	25	3-4	3-4	5-6	4	2	3	4	0	0	14
Earle	18	1-5	1-3	0-0	2	2	1	1	0	3	3
Prnowell	23	2-4	0-1	3-3	1	4	0	3	1	1	7
Team		(54.7%)	(45.8%)	(80.6%)	+2						1
Totals	200	29-53	11-24	29-36	35	22	15	22	1	8	98

HIGH POINT (87)...5-4

	MIN	FG-FGA	3P-3PA	FT-FTA	REB	F	A	TO	BK	ST	PTS
Chambers, f	22	0-2	0-1	0-0	4	3	6	2	0	1	0
Gathings, f	34	8-16	0-2	3-4	7	4	0	3	1	5	19
Echenique, c	31	5-12	0-0	11-12	8	4	1	4	0	1	21
Allen, g	25	4-4	1-1	0-0	1	5	1	2	0	2	9
White, g	33	8-17	3-7	1-4	4	3	2	0	1	4	20
Palacios	18	2-3	1-2	1-2	1	3	2	1	0	1	6
Meeks	18	2-5	0-1	0-0	2	4	1	0	0	0	4
Quick	5	0-2	0-1	2-2	0	0	0	2	0	1	2
Konare	4	0-1	0-0	0-0	1	1	0	1	0	0	0
Halsch	2	0-1	0-0	0-0	0	1	0	0	0	0	0
Hillman	8	2-3	0-0	2-3	2	1	0	2	0	2	6
Team		(47.0%)	(33.3%)	(74.1%)	+3						
Totals	200	31-66	5-15	20-27	33	29	13	17	2	17	87

Officials: John Corio, Tim Nestor, Sean Wright. Technical Fouls: Gathings. Deadball Rebounds: Furman 3, High Point 2.

GAME 10 Bethune-Cookman
December 29, 2003
Greenville, S.C.
Attendance: 1,142

Furman 23 39 — 62
Bethune-Cookman 27 22 — 49

FURMAN (62)...6-4

	MIN	FG-FGA	3P-3PA	FT-FTA	REB	F	A	TO	BK	ST	PTS
Ndoye, f	30	5-12	1-3	0-0	6	0	1	4	0	0	11
Sanders, f	32	3-3	0-0	4-6	4	1	1	1	0	0	10
Pojatina, f	15	0-3	0-0	1-2	2	0	1	0	2	0	1
Carter, g	32	3-9	3-5	2-2	9	2	3	0	0	2	11
Bostain, g	20	3-7	0-3	1-2	1	0	1	3	0	1	7
Diagne	18	2-4	0-0	2-4	3	4	1	2	0	1	7
Webb	18	0-6	0-4	2-2	3	0	2	1	0	0	2
Earle	27	0-1	0-1	0-0	1	0	0	0	0	0	0
Punch	1	0-0	0-0	0-0	0	0	0	0	0	0	0
Prowell	21	4-6	0-0	6-6	8	3	1	5	1	1	14
Price	+0	0-0	0-0	0-0	0	0	0	0	0	0	0
Team		(39.2%)	(25.0%)	(75.0%)	+2						1
Totals	200	20-51	4-16	18-24	39	10	11	17	3	5	62

BETHUNE-COOKMAN (49)...0-7

	MIN	FG-FGA	3P-3PA	FT-FTA	REB	F	A	TO	BK	ST	PTS
Ba, f	30	1-8	0-0	0-0	9	1	4	0	0	1	2
Williams, f	25	1-3	0-0	1-2	6	5	0	3	0	3	3
Taylor, g	27	3-7	2-4	0-0	3	1	0	1	0	0	8
Carter, g	28	4-13	0-1	1-1	3	4	3	5	1	1	9
Picard, g	26	1-5	0-4	0-0	2	1	2	6	0	2	2
Frink	15	2-7	1-5	1-2	1	2	0	1	0	0	6
Calyton	22	2-9	1-5	0-0	4	3	0	1	0	1	5
Larmond	27	5-6	3-4	1-1	4	1	0	1	0	3	14
Team		(32.8%)	(30.4%)	(66.7%)	+3						
Totals	200	19-58	7-23	4-6	35	18	9	18	1	11	49

Officials: Ted Valentine, Doug Simons, William Covington. Technical Fouls: None. Deadball Rebounds: Furman 2, Furman 2.

GAME 11 Lipscomb
December 30, 2003
Greenville, S.C.
Attendance: 1,622

Furman 26 30 — 56
Lipscomb 46 46 — 92

FURMAN (92)...7-4

	MIN	FG-FGA	3P-3PA	FT-FTA	REB	F	A	TO	BK	ST	PTS
Ndoye, f	24	2-5	0-2	3-5	5	1	1	3	1	1	7
Sanders, f	19	2-3	1-1	0-0	4	3	3	1	0	2	5
Pojatina, f	15	3-4	0-0	2-3	4	3	0	0	3	0	8
Carter, g	32	0-3	0-2	1-2	4	1	6	3	0	1	1
Bostain, g	19	5-9	3-4	4-6	6	1	4	0	0	0	17
Diagne	18	5-7	1-2	1-1	5	2	0	0	1	1	12
Webb	21	2-3	1-2	0-0	2	2	9	4	0	2	5
Sperry	2	0-0	0-0	0-0	0	0	0	0	0	0	0
Earle	11	3-3	3-3	0-0	1	2	0	2	0	0	9
Punch	6	0-1	0-1	0-0	3	0	0	0	0	1	0
Carson	4	1-1	0-0	2-2	0	0	0	0	0	0	4
Prowell	19	7-10	4-6	0-0	3	2	1	4	1	1	18
Van De Laar	4	2-2	0-0	0-0	0	0	1	0	0	1	4
Price	6	1-3	0-0	0-0	2	0	0	1	0	0	2
Team		(61.1%)	(56.5%)	(68.4%)	+2						
Totals	200	33-54	13-23	13-19	41	17	25	18	6	10	92

LIPSCOMB (56)...2-7

	MIN	FG-FGA	3P-3PA	FT-FTA	REB	F	A	TO	BK	ST	PTS
Hacker, f	16	1-6	0-0	2-2	7	3	0	1	1	0	4
Hartman, f	22	3-6	0-0	3-6	6	2	1	1	0	1	9
Fisk, c	28	6-15	1-2	3-5	2	4	2	4	0	2	16
Poindexter, g	28	1-10	0-4	0-0	1	0	2	1	0	0	2
Jackson, g	21	0-3	0-1	0-2	1	2	1	1	0	0	0
Robinson	7	0-0	0-0	0-0	3	2	1	1	0	0	0
King	12	0-0	0-0	0-0	2	0	0	1	0	0	0
Bolt	9	2-6	1-5	0-0	1	1	1	0	0	1	5
Hankins	18	4-7	2-5	0-0	1	2	0	1	0	2	10
Mays	5	0-0	0-0	0-0	0	0	0	0	0	0	0
Jarboe	27	3-9	0-3	2-2	0	0	2	1	0	3	8
Jenney	7	0-0	0-0	2-4	1	2	1	1	0	0	2
Team		(32.3%)	(20.0%)	(57.1%)	+3						
Totals	200	20-62	4-20	12-21	28	18	11	13	1	9	56

Officials: Gary Wall, Greg Fogleman, Michael Drummond. Technical Fouls: None. Deadball Rebounds: Lipscomb 6, Furman 3.

GAME 12 East Tennessee State
January 5, 2004
Greenville, S.C.
Attendance: 2,261

Furman 29 39 — 68
East Tennessee State 28 41 — 69

FURMAN (68)...7-5, 0-2 SoCon

	MIN	FG-FGA	3P-3PA	FT-FTA	REB	F	A	TO	BK	ST	PTS
Ndoye, f	34	5-12	1-4	0-0	6	1	3	0	0	1	11
Sanders, f	27	2-3	0-1	6-6	11	3	4	2	1	0	10
Pojatina, c	20	2-5	0-0	1-4	4	2	2	1	1	0	5
Carter, g	33	4-9	2-3	2-3	6	1	3	7	0	4	12
Bostain, g	28	3-10	1-4	2-2	3	0	1	4	0	2	9
Diagne	14	3-6	0-0	0-0	1	4	0	2	2	0	6
Webb	19	2-5	1-3	2-2	0	1	2	3	0	1	7
Earle	4	0-1	0-1	0-0	0	0	0	0	0	0	0
Prowell	21	4-7	0-2	0-0	4	3	0	3	0	1	8
Team		(43.1%)	(27.8%)	(76.5%)	+3						
Totals	200	25-58	5-18	13-17	38	15	15	22	4	9	68

EAST TENNESSEE STATE (69)...9-4, 2-0 SoCon

	MIN	FG-FGA	3P-3PA	FT-FTA	REB	F	A	TO	BK	ST	PTS
Fields, f	38	5-12	1-2	1-2	11	4	3	3	0	3	12
Wadood, f	30	7-16	0-0	6-9	8	4	0	6	1	3	20
Rhoda, g	30	1-7	0-0	2-2	2	2	2	2	0	0	4
Smith, g	38	10-15	2-4	0-0	4	3	2	5	0	3	22
Anthony, g	30	2-6	1-5	0-0	7	4	4	1	0	1	5
Oatman	8	0-3	0-1	0-0	0	2	2	0	0	1	0
Scott	7	0-0	0-0	0-0	0	0	0	1	0	2	0
Strong	7	1-2	1-1	0-0	0	1	0	0	0	0	3
Nuckles	12	1-3	1-1	0-2	1	1	0	0	1	0	3
Team		(42.2%)	(42.9%)	(60.0%)	+4						
Totals	200	27-64	6-14	9-15	37	21	13	18	2	13	69

Officials: Tony Greene, Karl Hess, Mike Eades. Technical Fouls: None. Deadball Rebounds: East Tennessee State 4, Furman 1.

GAME 13 College of Charleston
January 10, 2004
Charleston, S.C.
Attendance: 3,468

Furman 29 36 — 65
College of Charleston . 35 35 — 70

FURMAN (65)...7-6, 0-3 SoCon

	MIN	FG-FGA	3P-3PA	FT-FTA	REB	F	A	TO	BK	ST	PTS
Ndoye, f.....	23	1-6	0-0	0-0	0	3	0	3	2	0	2
Sanders, f.....	35	4-6	0-0	3-3	9	2	1	1	0	2	11
Pojatina, c.....	14	3-5	0-0	0-0	2	2	1	1	0	0	6
Carter, g.....	36	2-6	2-4	3-6	4	5	1	4	0	1	9
Bostain, g.....	23	5-13	0-3	3-3	4	1	3	0	1	2	13
Diagne.....	22	6-14	0-1	0-0	5	4	0	1	0	2	12
Webb.....	20	1-3	0-2	2-2	1	2	6	3	0	1	4
Carson.....	1	0-0	0-0	0-0	0	1	0	0	0	0	0
Prowell.....	25	2-9	0-2	4-4	6	5	0	0	0	1	8
Price.....	1	0-0	0-0	0-0	0	0	0	0	0	0	0
Team		(38.7%)	(16.7%)	(83.3%)	+5						
Totals.....	200	24-62	2-12	15-18	36	25	12	13	3	9	65

COLLEGE OF CHARLESTON (70)...11-2, 3-0 SoCon

	MIN	FG-FGA	3P-3PA	FT-FTA	REB	F	A	TO	BK	ST	PTS
Mobley, f.....	34	5-13	4-8	2-2	3	3	0	3	0	1	16
Benton, c.....	32	3-5	0-0	5-8	10	3	0	3	3	1	11
Mitchell, g.....	29	6-10	3-7	0-0	4	2	5	2	0	1	15
Swain, g.....	12	2-3	2-3	0-0	3	2	0	0	0	0	6
S. Jackson, g.....	24	1-5	0-2	2-5	1	1	3	5	1	1	4
Hollis.....	14	1-1	0-0	4-4	2	0	0	2	0	1	6
Draper.....	29	0-3	0-2	2-4	3	3	3	1	1	2	2
B. Jackson.....	8	2-2	0-0	1-3	1	3	0	3	0	1	5
Weurding.....	18	0-1	0-0	5-6	6	2	0	0	0	1	5
Team		(46.5%)	(40.9%)	(65.6%)	+1						
Totals.....	200	20-43	9-22	21-32	34	19	11	19	5	9	70

Officials: Zelton Steed, John Corio, Sean Casady. Technical Fouls: None. Deadball Rebounds: College of Charleston 4, Furman 1.

GAME 14 Erskine
January 13, 2004
Greenville, S.C.
Attendance: 1,813

Furman 49 40 — 89
Erskine 26 25 — 51

FURMAN (89)...8-6

	MIN	FG-FGA	3P-3PA	FT-FTA	REB	F	A	TO	BK	ST	PTS
Ndoye, f.....	21	1-6	1-2	0-0	5	1	2	0	1	0	3
Sanders, f.....	21	1-3	1-2	4-6	4	3	1	2	0	1	7
Pojatina, c.....	15	3-3	0-0	1-3	6	3	0	2	1	0	7
Carter, g.....	24	2-6	1-3	0-0	1	1	3	1	0	2	5
Bostain, g.....	20	5-10	0-2	3-3	5	2	1	2	0	1	13
Diagne.....	18	5-7	0-2	3-3	4	2	1	2	0	1	13
Webb.....	24	4-9	3-5	0-0	1	1	3	0	0	3	11
Sperry.....	3	0-0	0-0	0-2	2	2	0	1	0	0	0
Punch.....	9	1-2	1-2	2-3	1	0	1	0	0	0	5
Carson.....	14	2-4	1-3	0-0	2	1	3	1	0	2	5
Prowell.....	21	6-7	1-2	3-5	9	3	0	1	5	1	16
Van De Laar.....	4	0-0	0-0	0-0	0	0	2	0	0	0	0
Price.....	6	2-2	0-0	0-0	1	1	1	0	0	0	4
Team		(54.2%)	(39.1%)	(64.0%)	+5						
Totals.....	200	32-59	9-23	16-25	44	20	18	12	7	11	89

ERSKINE (51)...4-4

	MIN	FG-FGA	3P-3PA	FT-FTA	REB	F	A	TO	BK	ST	PTS
Williams, f.....	12	1-3	0-0	0-0	1	5	2	0	0	1	2
Mayo, f.....	30	5-9	1-2	0-0	1	2	3	5	1	1	11
Isom, g.....	31	4-16	2-5	4-7	1	0	1	1	0	1	14
Odum, g.....	27	3-6	3-6	0-0	5	4	1	5	0	0	9
Parker, g.....	33	4-6	2-3	1-3	2	4	2	4	0	1	11
Waring.....	9	0-2	0-1	0-0	3	0	0	2	0	0	0
Brock.....	15	0-2	0-2	0-0	0	2	0	1	0	0	0
Winecoff.....	3	0-0	0-0	0-0	0	0	0	0	0	0	0
Wallace.....	+0	0-0	0-0	0-0	0	0	0	0	0	0	0
White.....	9	0-3	0-0	0-0	1	1	0	0	0	0	0
Gibadlo.....	4	2-2	0-0	0-1	3	1	0	0	0	1	4
Sibankulu.....	12	0-1	0-0	0-2	3	0	1	0	0	0	0
Team		(36.5%)	(40.0%)	(33.3%)	+5						
Totals.....	200	20-43	9-22	21-32	34	19	11	19	5	9	70

Officials: Charles Bridwell, Bruce Bell, Tony Whisnant. Technical Fouls: None. Deadball Rebounds: Furman 4, Erskine 4.

GAME 15 Georgia Southern
January 17, 2004
Greenville, S.C.
Attendance: 2,121

Furman 32 35 — 67
Georgia Southern 30 41 — 71

FURMAN (67)...8-7, 0-4 SoCon

	MIN	FG-FGA	3P-3PA	FT-FTA	REB	F	A	TO	BK	ST	PTS
Ndoye, f.....	32	6-10	1-3	2-2	5	2	3	0	1	1	15
Sanders, f.....	32	0-4	0-1	0-0	2	0	2	2	0	1	0
Pojatina, c.....	7	1-2	0-0	0-0	1	2	1	2	1	0	2
Carter, g.....	29	5-7	0-1	3-7	5	3	3	4	0	4	13
Bostain, g.....	27	4-9	1-4	1-1	6	0	3	2	0	1	10
Diagne.....	20	5-10	0-0	0-0	5	3	0	1	1	0	10
Webb.....	23	3-6	2-4	0-0	1	1	1	5	0	0	8
Carson.....	+0	0-0	0-0	0-0	0	0	0	0	0	0	0
Prowell.....	30	4-9	0-2	1-2	5	2	2	2	1	0	9
Price.....	+0	0-0	0-0	0-0	0	0	0	0	0	0	0
Team		(49.1%)	(26.7%)	(58.3%)	+3						
Totals.....	200	28-47	4-15	7-12	33	13	15	18	4	7	67

GEORGIA SOUTHERN (71)...12-3, 3-1 SoCon

	MIN	FG-FGA	3P-3PA	FT-FTA	REB	F	A	TO	BK	ST	PTS
Olivier, f.....	13	1-3	0-0	0-0	1	0	1	1	0	0	2
Bennett, f.....	30	6-7	0-0	2-2	3	4	1	1	0	0	14
Nesbit, g.....	34	4-14	2-8	4-5	7	2	6	2	0	2	14
Williams, g.....	28	2-7	1-6	0-0	1	2	5	2	0	3	5
Fleming, g.....	21	2-8	0-2	0-0	7	0	2	3	0	1	4
Gennie.....	7	1-2	0-0	0-0	0	0	1	1	0	0	2
Mobley.....	12	0-2	0-1	0-0	0	1	1	1	0	1	0
Gibson.....	18	5-8	4-6	0-0	3	3	0	1	0	1	14
Francois.....	23	7-10	0-0	2-2	6	3	0	1	0	0	16
Byams.....	14	0-2	0-0	0-2	3	2	2	0	0	0	0
Team		(44.4%)	(30.4%)	(72.7%)	+4						
Totals.....	200	28-63	7-23	8-11	35	17	19	13	0	8	71

Officials: Doug Simons, Rick Ridenhour, Antonio Petty. Technical Fouls: None. Deadball Rebounds: Georgia Southern 2, Furman 2.

GAME 16 The Citadel
January 19, 2004
Charleston, S.C.
Attendance: 1,190

Furman 35 41 — 76
The Citadel 31 30 — 61

FURMAN (76)...9-7, 1-4 SoCon

	MIN	FG-FGA	3P-3PA	FT-FTA	REB	F	A	TO	BK	ST	PTS
Ndoye, f.....	31	9-13	6-8	3-4	2	3	1	1	0	1	27
Sanders, f.....	27	2-4	0-2	4-6	11	2	4	0	2	1	8
Pojatina, c.....	7	0-1	0-0	0-0	0	4	0	0	1	0	0
Carter, g.....	32	5-8	1-2	4-5	7	0	2	1	0	3	15
Bostain, g.....	25	2-5	0-2	2-4	3	2	5	2	0	3	6
Diagne.....	25	5-8	0-0	0-2	4	1	0	1	0	3	10
Webb.....	25	2-8	1-4	5-6	3	2	1	4	0	2	10
Punch.....	1	0-0	0-0	0-0	0	0	0	0	0	0	0
Carson.....	4	0-2	0-2	0-0	0	0	0	0	0	0	0
Prowell.....	20	0-3	0-2	0-3	4	2	0	2	0	1	0
Price.....	3	0-0	0-0	0-0	0	0	0	0	0	0	0
Team		(48.1%)	(36.4%)	(60.0%)	+2						
Totals.....	200	25-52	8-22	18-30	36	16	13	12	3	14	76

THE CITADEL (61)...4-12, 0-5 SoCon

	MIN	FG-FGA	3P-3PA	FT-FTA	REB	F	A	TO	BK	ST	PTS
Everhart, f.....	36	3-7	0-0	3-4	7	0	2	2	0	0	9
Mombollet, f.....	38	5-8	1-2	6-6	1	4	1	0	0	2	17
Davis, f.....	30	0-4	0-3	0-0	5	5	2	4	1	1	0
Terry, g.....	30	4-15	3-8	0-3	4	3	4	3	0	1	11
Hammack, g.....	26	3-8	0-2	2-2	6	4	2	4	0	0	8
Wilson.....	25	5-9	4-7	0-0	0	4	0	3	0	2	14
Miller.....	9	1-3	0-0	0-0	2	2	0	0	0	0	2
Thompson.....	3	0-0	0-0	0-0	0	0	0	1	0	0	0
Xia.....	3	0-0	0-0	0-0	1	2	0	1	0	0	0
Team		(38.9%)	(36.4%)	(73.3%)	+8						
Totals.....	200	21-54	8-22	11-15	34	24	11	19	1	6	61

Officials: Donnie Gray, Doug Simons. Technical Fouls: None. Deadball Rebounds: Furman 5, The Citadel 1.

GAME 17 Wofford
January 24, 2004
Greenville, S.C.
Attendance: 2,564

Furman 49 42 — 91
Wofford 25 30 — 55

FURMAN (91)...10-7, 2-4 SoCon

	MIN	FG-FGA	3P-3PA	FT-FTA	REB	F	A	TO	BK	ST	PTS
Ndoye, f.....	31	11-17	2-3	4-5	6	1	2	1	1	1	28
Sanders, f.....	22	5-7	1-2	0-0	5	2	3	0	0	1	11
Pojatina, c.....	13	2-5	0-0	3-4	3	2	3	0	0	0	7
Carter, g.....	26	3-5	3-3	1-3	2	2	6	0	0	4	10
Bostain, g.....	23	2-2	1-1	3-4	5	1	4	1	0	1	8
Diagne.....	21	2-5	0-1	2-2	5	3	0	2	0	2	6
Webb.....	27	3-7	1-3	2-4	1	1	4	4	0	2	9
Sperry.....	2	0-0	0-0	0-0	0	1	0	0	0	1	0
Punch.....	16	2-4	1-2	0-1	2	3	1	1	0	3	5
Carson.....	7	1-3	0-2	2-2	0	0	1	2	0	0	4
Van De Laar.....	4	0-0	0-0	1-2	1	1	0	0	0	0	1
Price.....	8	1-3	0-0	0-0	1	3	0	1	0	1	2
Team.....		(55.2%)	(52.9%)	(66.7%)	+6						
Totals.....	200	32-58	9-17	18-27	37	20	24	12	1	16	91

WOFFORD (55)...6-11, 2-4 SoCon

	MIN	FG-FGA	3P-3PA	FT-FTA	REB	F	A	TO	BK	ST	PTS
Wikerson, f.....	23	3-5	0-2	1-2	7	3	0	3	0	0	7
Berg, f.....	22	6-10	0-1	2-5	6	0	0	3	0	0	14
Eaton, g.....	23	0-4	0-2	0-0	2	3	0	1	0	0	0
Fields, g.....	12	1-3	0-0	0-1	0	1	1	2	0	3	2
Marshall, g.....	24	2-4	1-3	0-0	0	3	0	3	1	0	5
Ingram.....	12	0-1	0-1	0-0	1	1	0	0	0	0	0
Borders.....	11	1-4	0-1	0-0	1	3	2	5	0	0	2
Sheehan.....	6	1-2	1-2	0-0	0	0	0	1	0	0	3
Tarr.....	11	0-0	0-0	0-0	2	1	0	0	0	0	0
Taylor.....	16	4-5	1-2	1-5	2	0	2	2	2	0	10
Belton.....	16	0-1	0-1	2-2	0	1	3	1	0	0	2
Daniels.....	18	2-5	2-4	0-0	3	4	1	4	1	1	6
Team.....		(46.7%)	(26.3%)	(42.1%)	+3						
Totals.....	200	21-45	5-19	8-19	28	23	9	25	4	4	55

Officials: Allan Hawkins, William Cheek, Jerry Hill. Technical Fouls: None. Deadball Rebounds: Furman 3, Wofford 2.

GAME 18 Chattanooga
January 26, 2004
Greenville, S.C.
Attendance: 1,413

Furman 33 35 — 68
Chattanooga 31 46 — 77

FURMAN (68)...10-8, 2-5 SoCon

	MIN	FG-FGA	3P-3PA	FT-FTA	REB	F	A	TO	BK	ST	PTS
Ndoye, f.....	28	2-8	1-6	3-4	2	4	0	1	1	0	8
Sanders, f.....	34	2-6	0-1	2-3	9	2	4	1	0	1	6
Pojatina, c.....	18	2-7	0-0	0-0	6	2	2	3	4	0	4
Carter, g.....	26	4-7	2-4	0-0	7	2	2	4	0	1	10
Bostain, g.....	28	3-11	0-4	4-5	5	2	2	1	0	2	10
Diagne.....	18	1-6	0-1	2-2	4	2	1	0	0	0	4
Webb.....	26	4-11	3-9	0-0	4	2	3	5	0	0	11
Earle.....	10	4-8	2-5	0-0	3	2	0	2	0	0	10
Punch.....	12	1-2	0-1	3-4	3	0	1	1	0	0	5
Price.....	+0	0-1	0-0	0-0	0	0	0	0	0	0	0
Team.....		(34.3%)	(25.8%)	(77.8%)	+5						
Totals.....	200	23-67	8-31	14-18	48	18	15	18	5	4	68

CHATTANOOGA (77)...12-7, 5-3 SoCon

	MIN	FG-FGA	3P-3PA	FT-FTA	REB	F	A	TO	BK	ST	PTS
Champion, f.....	37	6-14	2-3	6-6	10	2	1	1	0	3	20
Katelynas, f.....	14	2-3	0-0	0-0	3	1	0	0	0	2	4
Brown, f.....	21	2-7	1-4	0-0	4	3	0	0	1	2	5
Trowell, g.....	35	5-9	0-2	4-5	2	5	6	2	0	0	14
Rogan, g.....	31	5-13	0-2	1-4	4	0	1	3	0	3	11
Pugh.....	26	6-14	1-3	3-4	8	1	1	1	2	2	16
Richardson.....	12	2-3	1-2	0-0	1	1	0	1	0	0	5
Matthews.....	15	1-3	0-0	0-0	3	2	2	1	0	0	2
Long.....	5	0-0	0-0	0-0	0	0	0	0	0	0	0
Walton.....	+0	0-0	0-0	0-0	0	0	0	0	0	0	0
Anderson.....	4	0-0	0-0	0-0	1	2	0	0	0	0	2
Team.....		(43.9%)	(31.3%)	(87.5%)	+3						
Totals.....	200	29-66	5-16	14-16	39	17	11	9	3	12	77

Officials: Sean Hull, Orlando Poole, Tony Greene. Technical Fouls: None. Deadball Rebounds: Furman 0, Chattanooga 0

GAME 19 Appalachian State
January 31, 2004
Greenville, S.C.
Attendance: 2,582

Furman 46 39 — 85
Appalachian State 23 51 — 74

FURMAN (85)...11-8, 3-5 SoCon

	MIN	FG-FGA	3P-3PA	FT-FTA	REB	F	A	TO	BK	ST	PTS
Ndoye, f.....	32	4-8	2-5	2-2	7	3	3	5	0	0	12
Sanders, f.....	27	3-6	2-3	1-3	6	3	2	1	0	0	9
Pojatina, c.....	20	2-3	0-0	0-0	5	1	0	2	3	0	4
Carter, g.....	33	6-12	2-5	6-8	1	2	4	3	0	1	20
Bostain, g.....	29	3-9	0-0	10-11	5	2	4	3	0	3	16
Diagne.....	24	2-4	0-0	5-6	9	1	1	4	1	0	9
Webb.....	12	2-3	2-3	0-0	1	4	3	3	0	1	6
Earle.....	14	3-5	1-3	0-0	3	1	0	2	0	1	7
Punch.....	9	1-2	0-1	0-0	2	1	0	0	0	0	2
Team.....		(50.0%)	(45.0%)	(80.0%)	+3						
Totals.....	200	26-52	9-20	24-30	42	18	17	23	4	6	85

APPALACHIAN STATE (74)...8-13, 3-5 SoCon

	MIN	FG-FGA	3P-3PA	FT-FTA	REB	F	A	TO	BK	ST	PTS
Mitchell, f.....	26	2-5	0-0	3-4	4	3	0	1	0	1	7
H. Jones, f.....	17	7-10	0-0	0-0	7	1	0	0	1	0	14
McFarland, f.....	22	5-14	0-2	1-1	1	2	0	1	0	3	11
Davis, g.....	23	4-12	2-6	2-2	5	3	3	6	0	1	12
Brown, g.....	12	1-4	0-1	0-0	0	2	0	0	0	2	2
Scott.....	16	2-2	0-0	1-1	1	1	0	1	0	0	5
Smith.....	13	1-2	0-0	0-1	5	3	0	1	0	0	2
Cranford.....	8	1-2	1-2	0-0	2	0	1	1	0	0	3
Thompson.....	20	3-7	0-4	1-1	1	1	3	2	0	5	7
M. Jones.....	27	5-11	1-6	0-0	0	3	1	1	0	1	11
Thomas.....	7	0-2	0-0	0-0	2	1	0	0	0	0	0
Deas.....	9	0-1	0-0	0-0	1	4	0	1	0	0	0
Team.....		(43.1%)	(19.0%)	(80.0%)	+3						
Totals.....	200	31-72	4-21	8-10	32	24	8	15	1	13	74

Officials: Gary Wall, Raymond Styons, Dave Davis. Technical Fouls: None. Deadball Rebounds: Appalachian State 1, Furman 0

GAME 20 Chattanooga
February 2, 2004
Elon, N.C.
Attendance: 917

Furman 33 27 — 60
Elon 38 29 — 67

FURMAN (60)...11-9, 3-6 SoCon

	MIN	FG-FGA	3P-3PA	FT-FTA	REB	F	A	TO	BK	ST	PTS
Ndoye, f.....	30	5-15	1-5	1-4	8	3	0	0	0	0	12
Sanders, f.....	33	3-3	0-0	2-2	2	1	1	3	0	0	8
Pojatina, c.....	14	0-1	0-0	0-0	0	3	1	0	0	0	0
Carter, g.....	34	2-7	1-4	4-4	4	2	1	2	0	3	9
Bostain, g.....	27	5-9	1-3	2-4	3	1	5	1	0	1	13
Diagne.....	22	4-6	0-1	0-0	3	1	0	3	0	2	8
Webb.....	26	3-7	3-5	0-0	2	2	2	0	0	1	9
Earle.....	10	0-3	0-2	1-2	0	2	1	1	0	0	2
Punch.....	4	0-0	0-0	0-1	0	0	1	0	0	0	0
Team.....		(43.1%)	(30.0%)	(58.8%)	+3						
Totals.....	200	22-51	6-20	10-17	25	15	12	9	0	7	60

ELON (67)...8-13, 4-5 SoCon

	MIN	FG-FGA	3P-3PA	FT-FTA	REB	F	A	TO	BK	ST	PTS
Kirby, f.....	19	3-3	0-0	0-1	6	1	0	0	0	0	6
Atoyebi, f.....	31	3-8	0-0	5-6	6	4	0	2	0	0	11
Rice, g.....	35	8-10	4-4	0-0	3	3	2	1	0	1	20
Nowlin, g.....	18	1-3	1-2	4-4	4	4	1	0	1	0	7
Harvin, g.....	31	2-7	0-3	0-0	3	0	2	2	1	2	4
Watson.....	18	2-3	0-0	1-2	2	2	6	3	0	0	5
Gamble.....	10	1-1	0-0	2-2	2	2	0	2	0	0	4
Jones.....	17	2-5	0-0	0-0	1	1	2	3	0	0	4
Chalko.....	21	3-6	0-2	0-0	1	1	0	0	0	0	6
Team.....		(54.3%)	(45.5%)	(80.0%)	+4						
Totals.....	200	25-46	5-11	12-15	32	18	13	13	2	3	67

Officials: Zelton Steed, Jamie Luckie, Tim Nestor. Technical Fouls: None. Deadball Rebounds: Furman 3, Elon 1.

GAME 21 Georgia Southern
February 7, 2004
Statesboro, Ga.
Attendance: 3,242

Furman 33 44 — 77
Georgia Southern 37 35 — 72

FURMAN (77)...12-9, 4-6 SoCon

	MIN	FG-FGA	3P-3PA	FT-FTA	REB	F	A	TO	BK	ST	PTS
Ndoye, f	34	9-14	3-4	5-6	4	2	1	5	0	3	26
Sanders, f	28	2-6	0-2	1-2	6	3	6	0	1	0	5
Pojatina, c	10	0-1	0-0	1-2	1	4	1	1	0	0	1
Carter, g	32	4-7	0-1	4-5	6	5	2	5	0	4	12
Bostain, g	25	3-8	0-1	5-6	4	3	1	3	1	3	11
Diagne	22	3-6	0-0	1-2	6	3	0	2	1	0	7
Webb	22	2-3	2-3	2-2	4	1	2	2	0	2	8
Earle	3	0-0	0-0	0-0	0	1	0	1	0	0	0
Prowell	24	2-6	1-3	2-4	5	2	0	0	1	0	7
Team		(49.0%)	(42.9%)	(72.4%)	+5						
Totals	200	25-51	6-14	21-29	41	24	13	19	4	12	77

GEORGIA SOUTHERN (72)...17-4, 9-1 SoCon

	MIN	FG-FGA	3P-3PA	FT-FTA	REB	F	A	TO	BK	ST	PTS
Olivier, f	17	3-5	0-0	3-4	4	3	1	1	2	0	9
Bennett, f	27	9-10	0-0	4-9	11	3	0	2	0	2	22
Nesbitt, f	33	5-19	4-11	2-2	4	3	2	1	0	2	16
Williams, g	31	2-10	2-8	1-2	5	3	9	4	0	1	7
Fleming, g	20	3-8	0-2	0-1	4	2	2	3	2	1	6
Gennie	5	1-2	0-1	0-0	0	0	0	0	0	1	5
Mobley	13	1-1	0-0	0-0	0	2	0	2	0	1	2
Gibson	18	0-6	0-4	1-2	2	3	0	1	0	0	1
Francois	28	2-9	0-0	3-4	10	2	0	1	0	3	7
Byams	8	0-1	0-0	0-0	1	2	0	1	0	0	0
Team		(36.6%)	(23.1%)	(58.3%)	+2						
Totals	200	26-71	6-26	14-24	43	23	14	16	4	11	72

Officials: Carlos Reyes, Brian Forte, Charles Bridwell. Technical Fouls: None. Deadball Rebounds: Furman 3, Ga. Southern 2.

GAME 23 Wofford
February 14, 2004
Spartanburg, S.C.
Attendance: 2,874

Furman 35 42 — 77
Wofford 34 39 — 73

FURMAN (77)...13-10, 5-7 SoCon

	MIN	FG-FGA	3P-3PA	FT-FTA	REB	F	A	TO	BK	ST	PTS
Ndoye, f	37	8-12	3-4	6-8	5	3	4	3	0	3	25
Sanders, f	19	1-2	0-0	2-3	7	4	1	2	0	1	4
Pojatina, c	18	2-4	0-0	0-2	3	5	1	1	2	1	4
Carter, g	30	2-6	0-1	7-9	2	3	6	2	0	0	11
Bostain, g	28	1-5	0-1	4-4	4	1	0	1	0	0	6
Diagne	10	3-3	1-1	0-0	0	3	0	2	0	0	7
Webb	27	2-6	2-4	0-0	4	0	2	3	0	0	6
Earle	8	0-0	0-0	0-0	1	1	0	1	0	0	0
Prowell	23	6-10	0-2	20-2	2	3	0	2	0	2	14
Team		(52.1%)	(46.2%)	(75.0%)	+6						
Totals	200	24-64	14-30	11-16	38	20	17	14	6	5	73

WOFFORD (73)...8-16, 4-9 SoCon

	MIN	FG-FGA	3P-3PA	FT-FTA	REB	F	A	TO	BK	ST	PTS
Wilkerson, f	23	7-8	0-0	5-8	5	4	2	2	0	0	19
Berg, f	24	4-8	0-1	2-5	5	1	2	2	0	2	10
Borders, g	16	1-4	0-1	3-4	1	2	2	3	0	2	5
Taylor, g	29	2-4	0-2	1-2	0	3	3	3	1	1	5
Fields, g	15	1-1	0-0	2-2	3	1	1	1	0	0	4
Stephens	10	0-1	0-1	0-1	0	2	1	0	0	0	0
Tarr	7	0-2	0-1	0-0	1	1	0	1	0	0	0
Eaton	24	4-9	0-2	0-0	2	2	2	1	0	1	8
Marshall	25	3-7	1-3	2-2	2	5	0	0	1	3	9
Belton	+0	0-0	0-0	0-0	0	0	0	0	0	0	0
Daniels	25	4-9	3-6	3-4	7	3	2	0	3	0	13
Ihekweazu	2	0-0	0-0	0-0	0	0	0	0	0	0	0
Team		(49.1%)	(23.5%)	(63.0%)	+0						
Totals	200	26-53	4-17	17-27	26	24	15	14	5	9	73

Officials: Bobby Pennington, Bruce Bell, Charles Bridwell. Technical Fouls: None. Deadball Rebounds: Wofford 4, Furman 3.

GAME 22 Davidson
February 10, 2004
Greenville, S.C.
Attendance: 2,180

Furman 26 47 — 73
Davidson 44 39 — 83

FURMAN (73)...12-10, 4-7 SoCon

	MIN	FG-FGA	3P-3PA	FT-FTA	REB	F	A	TO	BK	ST	PTS
Ndoye, f	34	7-19	4-10	3-5	8	3	0	1	0	0	21
Sanders, f	25	1-2	0-1	0-0	7	1	3	4	2	1	2
Pojatina, c	11	0-1	0-0	2-2	1	3	0	1	3	0	2
Carter, g	32	0-6	0-1	3-4	3	3	5	1	0	0	3
Bostain, g	20	2-8	1-2	2-2	3	1	1	1	0	1	7
Diagne	24	4-8	3-4	0-2	9	1	1	1	0	1	11
Webb	27	5-9	3-7	0-0	3	1	3	3	0	1	13
Earle	7	1-4	1-2	0-0	1	1	0	1	0	0	3
Punch	+0	1-1	0-0	0-0	1	0	0	0	0	0	2
Prowell	14	3-6	2-3	1-1	2	5	4	1	1	1	9
Price	6	0-0	0-0	0-0	0	1	0	0	0	0	0
Team		(37.5%)	(46.7%)	(68.8%)	+0						
Totals	200	24-64	14-30	11-16	38	20	17	14	6	5	73

DAVIDSON (83)...12-11, 7-5 SoCon

	MIN	FG-FGA	3P-3PA	FT-FTA	REB	F	A	TO	BK	ST	PTS
Booker, f	26	1-3	0-0	0-0	3	3	8	3	0	2	2
Grace, f	30	2-6	2-3	0-0	6	0	1	0	0	1	6
Kosmalski, c	35	5-6	1-1	5-8	13	3	2	1	0	0	16
McKillop, g	29	4-10	4-8	2-2	0	2	1	4	0	2	14
Winters, g	35	9-17	4-8	5-6	7	2	3	4	0	1	27
Eho	1	0-0	0-0	0-0	0	2	0	0	0	0	0
Grant	22	2-4	2-2	2-2	5	3	3	4	0	0	8
Summers	+0	0-0	0-0	0-0	0	0	0	1	0	0	0
Johnson	15	4-7	2-3	0-1	0	3	1	1	0	0	10
Ivory	2	0-0	0-0	0-0	0	0	0	0	0	0	0
Blancett	5	0-2	0-1	0-0	1	1	0	0	0	0	0
Team		(49.1%)	(57.7%)	(73.7%)	+3						
Totals	200	27-55	15-26	14-19	38	19	19	18	0	6	83

Officials: Mike Wood, Gary Maxwell, Tony Greene. Technical Fouls: None. Deadball Rebounds: Furman 1, Davidson 1.

GAME 24 Western Carolina
February 16, 2004
Cullowhee, N.C.
Attendance: 1,549

Furman 31 41 — 72
Western Carolina 21 42 — 63

FURMAN (72)...14-10, 6-7 SoCon

	MIN	FG-FGA	3P-3PA	FT-FTA	REB	F	A	TO	BK	ST	PTS
Ndoye, f	25	7-9	4-6	1-2	5	3	2	4	0	1	19
Sanders, f	29	0-3	0-1	0-0	8	2	3	0	0	1	0
Pojatina, c	8	0-1	0-0	0-0	0	0	0	0	1	0	0
Carter, g	34	5-7	2-3	3-3	6	1	5	1	0	1	15
Bostain, g	30	5-10	1-2	7-9	3	0	2	2	0	2	18
Diagne	14	2-4	0-0	1-2	5	2	0	1	0	0	5
Webb	20	1-6	1-6	0-0	1	1	2	3	0	0	3
Earle	12	0-2	0-2	0-0	0	0	0	2	0	0	0
Prowell	28	5-12	0-3	2-3	6	2	0	1	2	1	12
Team		(46.3%)	(34.8%)	(73.7%)	+6						
Totals	200	25-54	8-23	14-19	38	11	14	14	3	6	72

WESTERN CAROLINA (63)...12-12, 5-8 SoCon

	MIN	FG-FGA	3P-3PA	FT-FTA	REB	F	A	TO	BK	ST	PTS
Muirhead, f	16	5-10	0-0	0-0	7	3	0	1	0	2	10
Berghoefer, f	31	4-9	0-0	5-6	9	3	1	1	0	1	13
Atsur, g	35	5-12	4-9	0-0	4	1	0	1	0	2	14
Martin, g	26	6-13	0-2	0-0	4	0	0	3	0	0	12
Greathouse, g	28	1-7	1-7	0-0	3	3	3	1	0	0	3
Outing	21	4-10	0-0	1-2	7	2	1	2	0	0	9
Johnson	16	0-1	0-0	0-0	1	1	2	0	0	0	0
Osipovitch	14	0-2	0-1	0-0	0	2	1	0	0	0	0
Woodyard	13	0-4	0-0	2-2	1	1	0	0	0	1	2
Team		(36.8%)	(26.3%)	(80.0%)	+2						
Totals	200	25-68	5-19	8-10	38	16	8	9	0	6	63

Officials: Keith Maxwell, Jamie Luckie, Doug Simmons. Technical Fouls: Muirhead. Deadball Rebounds: Western Carolina 2, Furman 1.

GAME 25 The Citadel
February 21, 2004
Greenville, S.C.
Attendance: 3,487

Furman	30	30	—	60
The Citadel	21	26	—	47

FURMAN (60)...15-10, 7-7 SoCon

	MIN	FG-FGA	3P-3PA	FT-FTA	REB	F	A	TO	BK	ST	PTS
Ndoye, f	31	6-12	2-5	6-6	7	2	2	0	0	1	20
Sanders, f	30	2-7	0-2	2-4	6	4	4	0	0	0	6
Pojatina, c	9	1-3	0-0	0-0	3	2	0	2	1	1	2
Carter, g	34	2-7	2-4	2-2	2	0	6	1	0	2	8
Bostain, g	21	0-2	0-1	1-2	1	2	1	3	0	0	1
Diagne	25	5-7	1-1	1-3	8	1	0	1	2	0	12
Webb	25	1-7	1-6	0-0	0	2	4	1	0	1	3
Earle	4	0-1	0-1	0-0	0	0	0	0	0	0	0
Punch	6	1-1	0-0	0-0	1	0	0	0	0	0	2
Carson	+0	0-0	0-0	0-0	0	0	0	0	0	0	0
Prowell	14	3-3	0-0	0-0	1	4	0	1	3	0	6
Price	1	0-0	0-0	0-0	1	0	0	1	0	0	0
Team		(42.0%) (30.0%)		(70.6%)	+6	1					
Totals	200	21-50	6-20	12-17	36	18	17	10	6	5	60

THE CITADEL (47)...4-21, 0-14 SoCon

	MIN	FG-FGA	3P-3PA	FT-FTA	REB	F	A	TO	BK	ST	PTS
Everhart, f	25	2-7	0-1	0-0	6	5	0	1	0	0	4
Mombollet, f	35	1-3	0-0	0-1	5	3	2	1	2	1	2
Xia, f	31	1-2	0-0	4-4	4	5	0	1	1	0	6
Terry	30	5-12	3-8	0-0	1	2	1	0	0	1	13
Hammack	36	2-11	1-4	9-11	5	1	2	10	0	2	14
Fowler	2	0-0	0-0	0-0	0	0	0	0	0	0	0
Young	8	0-0	0-0	0-0	0	0	1	1	0	0	0
Davis	15	0-2	0-2	0-0	1	2	0	1	0	0	0
Miller	+0	0-0	0-0	0-0	0	1	0	0	0	0	0
Thompson	18	2-7	2-4	2-2	2	2	0	0	0	0	8
Team		(29.5%) (31.6%)		(83.3%)	+5						
Totals	200	13-44	6-19	15-18	29	21	6	15	3	4	47

Officials: Jerry Hill, Dan Styffeler, Scott Smith. **Technical Fouls:** Sanders, Bench. **Deadball Rebounds:** Furman 2, The Citadel 1.

GAME 26 College of Charleston
February 25, 2004
Greenville, S.C.
Attendance: 1,928

Furman	24	34	—	57
College of Charleston	31	26	—	58

FURMAN (58)...16-10, 8-7 SoCon

	MIN	FG-FGA	3P-3PA	FT-FTA	REB	F	A	TO	BK	ST	PTS
Ndoye, f	36	3-13	0-4	0-0	9	1	0	0	1	1	6
Sanders, f	30	3-7	1-1	0-0	8	1	2	0	0	1	7
Pojatina, c	11	1-3	0-0	0-0	1	3	1	1	0	0	2
Carter, g	34	1-5	1-4	2-7	5	2	6	3	0	0	5
Carson, g	4	0-0	0-0	0-0	0	0	0	0	0	0	0
Diagne	22	9-9	2-2	3-4	6	2	1	2	1	0	23
Bostain	24	3-7	0-2	2-2	4	0	0	2	0	1	8
Webb	18	2-5	1-3	0-0	2	1	2	3	0	0	5
Earle	2	0-0	0-0	0-0	0	0	0	0	0	0	0
Prowell	19	1-5	0-1	0-0	2	1	0	3	1	0	2
Team		(42.6%) (29.4%)		(53.8%)	+4	1					
Totals	200	23-54	5-17	7-13	41	11	12	15	3	3	58

COLLEGE OF CHARLESTON (57)...18-8, 10-5 SoCon

	MIN	FG-FGA	3P-3PA	FT-FTA	REB	F	A	TO	BK	ST	PTS
Mobley, f	32	7-14	3-7	1-5	9	3	2	09	0	1	18
Benton, c	30	4-6	0-0	4-6	3	1	1	0	2	1	12
Mitchell, g	34	5-9	4-5	2-4	3	2	1	3	0	1	16
S. Jackson, g	29	2-6	0-2	0-2	3	2	3	5	0	1	4
Johnson, g	32	1-5	1-5	0-0	3	4	4	0	0	3	3
Hollis	13	1-3	0-1	0-0	1	0	0	1	0	1	2
B. Jackson	11	1-4	0-0	0-0	2	3	1	1	0	0	2
Swain	12	0-4	0-2	0-0	0	1	0	0	0	0	0
Coaxum	1	0-1	0-0	0-0	0	0	0	0	0	0	0
Weurding	6	0-0	0-0	0-0	2	2	0	1	1	0	0
Team		(40.4%) (36.4%)		(41.2%)	+3						
Totals	200	21-52	8-22	7-17	29	18	12	11	3	8	57

Officials: Ramie Styons, Michael Stuart, Everette Summers. **Technical Fouls:** None. **Deadball Rebounds:** Furman 4, College of Charleston 3.

GAME 27 Davidson
February 28, 2004
Davidson, N.C.
Attendance: 3,927

Furman	18	46	—	64
Davidson	35	36	—	71

FURMAN (64)...16-11, 8-8 SoCon

	MIN	FG-FGA	3P-3PA	FT-FTA	REB	F	A	TO	BK	ST	PTS
Ndoye, f	32	4-7	3-4	2-2	3	2	0	3	1	0	13
Sanders, f	24	1-3	0-1	0-0	4	3	4	1	0	1	2
Pojatina, c	7	0-1	0-0	0-0	1	2	0	2	2	1	0
Carter, g	32	5-10	0-2	1-1	5	3	1	0	0	1	11
Bostain, g	21	4-8	1-3	1-2	3	1	2	4	0	0	10
Diagne	19	3-7	0-1	0-0	9	4	0	5	2	0	6
Webb	29	3-9	1-5	3-4	3	4	3	2	0	1	10
Earle	2	0-1	0-1	0-0	0	0	0	1	0	0	0
Prowell	26	4-9	2-4	1-2	3	4	2	1	0	0	11
Team		(42.1%) (30.4%)		(69.2%)	+2	1					
Totals	200	24-57	7-23	9-13	34	26	12	21	5	4	64

DAVIDSON (71)...16-11, 11-5 SoCon

	MIN	FG-FGA	3P-3PA	FT-FTA	REB	F	A	TO	BK	ST	PTS
Eho, f	9	2-2	2-2	0-0	1	0	1	1	0	0	6
Kosmalski, f	37	3-9	0-1	1-2	9	3	2	4	0	2	7
Grace, f	24	0-2	0-1	0-0	3	4	0	2	0	1	0
Ivory, g	17	1-5	0-1	7-8	6	1	1	3	0	1	9
Winters, g	39	8-16	5-10	9-12	5	1	0	1	0	0	30
McKillop	33	0-5	0-4	8-8	1	2	1	0	1	0	8
Johnson	19	3-8	0-2	2-2	5	2	3	2	0	1	8
Booker	22	1-5	0-1	1-2	3	3	2	1	0	2	3
Team		(34.6%) (31.8%)		(82.4%)	+3						
Totals	200	18-52	7-22	28-34	36	16	10	16	1	7	71

Officials: Gary Wall, Lee Kluttz, Jeb Hartness. **Technical Fouls:** Furman Team, Davidson Team. **Deadball Rebounds:** Furman 2, Davidson 5.