



Game 8 — Wednesday, December 17, 2003
Furman Paladins (4-3) vs. Ohio State Buckeyes (4-3)
Value City Arena (19,200), Columbus, Ohio, 8:00 EST
ESPN (Plus), Comcast/Charter Sports Southeast (CSS)
WCSZ-AM 1070 (Greenville), YahooBroadcast.com



Furman Paladins

		ppg	rpg	Notes
G 3	Tony Carter	6-0 .. 170 .. So	Burlington, N.C.	6.6 *3.4 Team leader in assists (24) and steals (12); 11 pts., 6 rebs., 3 ast. vs. UNCA
G 4	Robby Bostain	6-3 .. 185 .. R-Fr.	Duluth, Ga.	9.0 5.0 Lefthander; season high 18 pts. vs. N. Iowa; 29 pts. last two games
F 5	Maleye Ndoye	6-8 .. 205 .. Sr.	Dakar, Senegal	16.1 5.4 (ma-LAY, N-doy); tied career high 32 pts. (14x21 FGs), 9 rebs. vs. Minn.
F 41	Nick Sanders	6-7 .. 215 .. Jr.	Leavenworth, Kan.	6.4 6.1 Team's top rebounder; 10 pts., career high 11 rebs. vs. N. Iowa
C 10	Marijan Pojatina	6-11 205 .. Sr.	Zagreb, Croatia	3.7 3.6 (Mar-E-ahn, POE-yah-ta-nah); 87 career blocks
Larry Davis (Asbury '78)				
* Assists 80-104 (7th Year at FU), 80-104 (7th Year Overall), 0-0 vs. Ohio State				

FURMAN-OHIO STATE SERIES INFORMATION
(First Meeting)

Wednesday's Furman-Ohio State game will mark the first meeting in basketball between the Paladins and Buckeyes.

2003-04 SOUTHERN CONFERENCE STANDINGS/SCHEDULE

North Division	Conference	Overall	Monday, December 15
East Tennessee State	1 - 0 1.000	5 - 1 .833	Western Carolina @ Wofford, 7:00
UNC Greensboro	1 - 0 1.000	4 - 3 .571	Georgia Southern @ Wagner, 7:00
Appalachian State	1 - 0 1.000	4 - 5 .444	Methodist @ Wofford, 7:00
Chattanooga	0 - 0 .000	5 - 2 .714	East Tennessee State @ Clemson, 7:00
Elon	0 - 0 .000	3 - 4 .429	Tuesday, December 16
Western Carolina	0 - 0 .000	2 - 3 .400	Chattanooga @ Alabama, 8:00
South Division	Conference	Overall	Wednesday, December 17
Coll. of Charleston	1 - 0 1.000	5 - 1 .833	Averett @ Western Carolina, 7:00
Wofford	0 - 0 .000	3 - 3 .500	Elon @ Mercer, 7:00
Georgia Southern	0 - 1 .000	3 - 2 .600	East Tennessee State @ Tennessee Tech, 7:00
Furman	0 - 1 .000	4 - 3 .571	Wofford @ Florida A&M, 7:30
Davidson	0 - 1 .000	3 - 5 .375	The Citadel @ Tennessee, 7:30
The Citadel	0 - 1 .000	2 - 5 .286	Georgia Southern @ Southern Miss, 8:00
			Furman @ Ohio State, 8:00

NOTING THE PALADINS...After taking a break last week for final examinations, Furman returned to action on Sunday and claimed its second consecutive win with a 60-56 road triumph over UNC Asheville. The Paladins erased a 13-point second half deficit and got 11 points each from **Tony Carter**, **Robby Bostain**, and **Eric Webb**. **Quan Prowell's** tip-in with 2:13 left in the game gave the Paladins a 55-54 lead, and **Maleye Ndoye** connected on a 10-foot jump shot with 32 seconds remaining to extend the advantage to 59-56. After UNCA missed a three-pointer, Prowell tacked on a free throw with seven seconds left to close out the Bulldogs. Furman completes its current five-game road swing on Wednesday when it takes on Ohio State in Columbus in a contest that will be televised nationally by ESPN Plus and also carried regionally by Comcast/Charter Sports Southeast (CSS). The road stretch, which began with a 91-84 overtime loss to Minnesota (Nov. 30) and included a 64-55 win over Northern Iowa (Dec. 6), is the program's longest since the 1995-96 campaign. The last time Furman won three straight road games was during the 1991-92 season en route to a 17-11 finish. Ohio State comes into Wednesday's contest with a 4-3 record, having claimed won two straight and four of its last five games. The Buckeyes knocked off Samford 80-62 on Saturday after topping Virginia Tech 62-57 on Dec. 6. Junior guard **Tony Stockman**, who spent two seasons at Clemson (30 miles west of Furman's campus) prior to transferring to Ohio State, leads the Buckeyes with a 15.6 ppg average. Sophomore guard **J.J. Sullinger** is contributing 13.7 ppg for OSU on the season. Counting its earlier setback at Minnesota, Furman is now 2-12 all-time and has dropped 10 consecutive games to Big Ten opposition: 1-1 vs. Illinois; 1-3 vs. Minnesota; 0-1 vs. Indiana; 0-1 vs. Iowa; 0-1 vs. Purdue; 0-2 vs. Northwestern; and 0-3 vs. Michigan State. Furman's last victory over a Big Ten schools was a 75-73 verdict over Illinois on Dec. 11, 1975. The last time the Paladins faced a team from Ohio was Dayton (76-61 road loss) during the 1994-95 season. Furman's recent trip to Northern Iowa lasted 15 hours and included delays in Greenville, Atlanta, and Cincinnati due to a combination of malfunctioning equipment and weather. Due to the late arrival in Cedar Falls, Iowa, the team had to scrap Friday's practice and was unable to go through any walk-thru the day of the game. The Paladins got a season high 18 points from redshirt freshman wing guard **Robbie Bostain** in the win over Northern Iowa. Junior forward **Nick Sanders** also contributed his first career double-double with 10 points and a career high 11 rebounds in the victory over the Panthers, who bounced back from the loss to Furman with a 77-66 triumph over No. 24 Iowa on Dec. 9. Senior forward **Maleye Ndoye** (ma-LAY, N-doy) continues to lead Furman in scoring (16.1 ppg) thanks, in part, to a pair of 32-point performances. He opened the season with a career high 32-point effort in the Paladins' 78-72 loss at James Madison, and on Nov. 30 he matched it (14x21 FGs) in a 91-84 overtime loss at Minnesota. Last year he averaged 5.2 ppg. Ndoye's 32 points versus Minnesota was the most by an opponent at Williams Arena since Michigan's Louis Bullock tallied 33 versus the Gophers on Jan. 20, 1999. This past summer Ndoye helped his native Senegal to a fourth place finish

2003-04 FURMAN PALADINS RESULTS/SCHEDULE
(4-3, 0-1 SoCon South)

Date	Opponent (TV)	Time
Nov. 22	@ James Madison	L 72-78
Nov. 24	SOUTHERN WESLEYAN	W 77-53
Nov. 26	GREENSBORO COLLEGE	W 74-49
Nov. 30	@ Minnesota	(ot) L 84-91
Dec. 3	@ UNC Greensboro*	L 65-73
Dec. 6	@ Northern Iowa	W 64-55
Dec. 14	@ UNC Asheville	W 60-56
Dec. 17	@ Ohio State (ESPN)	8:00
Dec. 20	HIGH POINT	2:30
FURMAN HOLIDAY CLASSIC		
Dec. 29	BETHUNE-COOKMAN	8:00
Dec. 30	Charleston Southern/Lipscomb	TBA
Jan. 5	EAST TENNESSEE STATE*	7:00
Jan. 10	@ College of Charleston*	6:00
Jan. 13	ERSKINE	7:00
Jan. 17	GA. SOUTHERN* (FOXSS)	Noon
Jan. 19	@ The Citadel*	7:15
Jan. 24	WOFFORD*	1:00
Jan. 26	CHATTANOOGA*	7:00
Jan. 31	APPALACHIAN STATE* (CSS)	4:00
Feb. 2	@ Elon*	7:00
Feb. 7	@ Georgia Southern*	7:30
Feb. 10	DAVIDSON*	7:00
Feb. 14	@ Wofford*	7:00
Feb. 16	@ Western Carolina*	7:00
Feb. 21	THE CITADEL*	4:00
Feb. 25	COLL. OF CHARLESTON* (CSS)	7:00
Feb. 28	@ Davidson*	7:00
Mar. 3-6	SoCon Tourney	TBA
(North Charleston, S.C.)		

* Southern Conference Game

in the African Championships, including a 27-point performance in a 92-77 win over Morocco. Two true freshman who continue to play a key role for the Paladins off the bench are forward **Quan Prowell** and point guard **Eric Webb**. Through seven games, Prowell, a 6-foot-7 Columbus, Ga., (Jordan H.S.) product, is averaging a solid 12.9 ppg and shooting a team high 59.7 percent from the field (37x62). He's also connected on 5-of-8 three-point attempts (62.5%). After scoring four points versus James Madison in his first career outing, Prowell has averaged 14.7 ppg in the Paladins' last six contests. In the Paladins' 73-65 loss at UNC Greensboro on Dec. 3, he converted 9-of-10 field goals en route to a game and season high 22 points and seven rebounds in 26 minutes of action. Webb, meanwhile, is averaging a solid 10.6 ppg. In the win over Northern Iowa, the 6-foot-2 Grand Rapids, Minn., native tallied 11 points, claimed six rebounds, and registered five assists and a steal. Heading into Wednesday's game versus Ohio State, 46.6 percent (231 points) of Furman's scoring and 40.0 percent of the team's rebounding (107 rebounds) is coming from its freshman class, which currently boasts three of the team's top four scorers. Of the 13 active players in Furman's program, nine count a year or less of collegiate experience, and five are freshmen. After fouling out of the first game of his collegiate career in the win over Northern Iowa, sophomore guard **Tony Carter**, Furman's leader in assists (24) and steals (12), bounced back with an 11-point, 6-rebound, three-assist performance in the win over UNC-Asheville. Senior center **Marijan Pojatina's** (Mar-E-ahn, POE-yah-tanah) 87 blocks rank him sixth on Furman's career charts, which only go back to the 1977-78 season. Furman announced the signing of 6-foot-2 wing guard **Jadee Jones** from Apple Valley, Minn., in November. As a junior at DeLaSalle (Minn.) High School, he averaged 18.0 ppg, shot 45.0 percent from three-point range, and earned all-state honors. This year he is attending Hopkins High School in Minneapolis. Last year's 8-8 Southern Conference South Division mark represented the program's first .500 conference campaign since the 1991-92 season (9-5) and first non-losing league record since the SoCon went to divisional play in 1994-95. Furman's biggest win a year ago was an 84-71 triumph over eventual league tournament champion East Tennessee State in Johnson City. Furman was a consensus preseason No. 5 pick in separate polls by league head coaches and media in the six-team south division. The Paladins lost their top four scorers and three leading rebounders from a year ago, including forward **Karim Souchu** (19.5 ppg/4.5 rpg), who completed his career with 2,014 points, good for fourth place on Furman's all-time scoring chart. Furman also graduated point guard **Guilherme Da Luz** (11.4 ppg/4.2 rpg/149 assists), who last year became the first player in SoCon history to tally 1,000 points (1,253), 600 assists (668), 500 rebounds (512), and 200 steals (205).

In addition, the Paladins graduated forward **Kenny Zeigler** (8.3 ppg/7.8 rpg). This year Furman will celebrate the 50th anniversary of Paladin All-American **Frank Selvy's** senior season with ceremonies at the Paladins' home game versus The Citadel (Feb. 21). A native of Corbin, Ky., who currently lives just outside Greenville, Selvy led the nation in scoring (41.7 ppg), tallied an NCAA record 100 points in a 149-95 win over Newberry College on Feb. 13, 1954 at Greenville's Textile Hall, and was named NCAA Player-of-the-Year in 1954 after helping Furman to a 21-6 season that featured wins over South Carolina, Clemson, Virginia Tech, Georgia Tech, and Manhattan, among others. The NBA's No. 1 Draft pick in 1954 by the Baltimore Bullets, he played nine seasons in the NBA, including five with the Los Angeles Lakers, where he played alongside future Hall-of-Famers **Jerry West** and **Elgin Baylor**. He still holds five NCAA records, 10 Southern Conference standards, and 17 school records, and is a member of both the Furman and South Carolina Athletic Halls of Fame. His jersey No. 28 is one of only four retired numbers in Furman basketball history. Selvy was also recently ranked (No. 50) by *Street & Smith's Magazine* among the 100 greatest players in college basketball history.

FACTS ABOUT FURMAN

Founded in 1826 and located in Greenville, S.C., Furman University, a private liberal arts institution, is ranked as one of the 50 finest liberal arts colleges in the country by *U.S. News and World Report*. Furman's 2,600 students, who represent 46 states and 39 countries, enjoy a collegiate experience on a 750-acre campus that was recently ranked by the American Society of Landscape Architects as one of America's 362 most beautifully landscaped places. Furman graduates have excelled in many fields, and among a few of the notables are **John Broadus Watson**, the "father of behavioral psychology"; **Charles Townes**, Nobel-Prize winning inventor of the laser and maser; **Richard W. Riley**, former United States Department of Education Secretary; Keith Lockhart, the conductor of the Boston Pops; **Betsy King** and **Beth Daniel**, LPGA Hall-of-Fame members; and **Mark Sanford**, South Carolina's current governor. Former Cincinnati Bengals head coach **Sam Wyche** is a Furman graduate. A member of the Southern Conference since 1936, Furman boasts a 17-sport intercollegiate athletics program that ranks among the finest in the country. Within the past year the university's football, men's soccer, women's soccer, men's tennis, women's tennis, and women's golf teams have participated in NCAA Tournament play. During the 2001-02 school year 29 Furman student-athletes earned All-America honors.

2003-04 FURMAN PALADINS ROSTER

No.	Name	Pos.	Ht.	Wt.	Yr.	Hometown	Last School
1	Moussa Diagne	F	6-8	210	Fr.	Thies, Senegal	Mount Olive (Ga.) Preparatory School
3	Tony Carter	G	6-0	170	So.	Burlington, N.C.	Williams High School
4	Robby Bostain	G/F	6-3	185	R-Fr.	Duluth, Ga.	Brookwood High School
5	Maleye Ndoeye	F	6-8	205	Sr.	Dakar, Senegal	Washington (Tenn.) Academy
10	Marijan Pojatina	C	6-11	205	Sr.	Zagreb, Croatia	XI School
13	Eric Webb	G	6-2	185	Fr.	Grand Rapids, Minn.	Grand Rapids High School
15	Daniel Sperry	F	6-6	200	So.	St. Simons Island, Ga.	Glynn Academy
21	Ben Earle	G/F	6-5	190	R-So.	Standish, Me.	Gordon (Mass.) College
22	Gerad Punch	G/F	6-4	200	Fr.	Phoenix, Ariz.	Brophy Preparatory School
24	Ryan Carson	G	6-3	180	Jr.	Charlotte, N.C.	Providence Day School
32	Quan Prowell	F	6-8	210	Fr.	Columbus, Ga.	Jordan High School
41	Nick Sanders	F	6-7	215	Jr.	Leavenworth, Kan.	Leavenworth High School
43	Julius van de Laar	F	6-7	225	Fr.	Heidelberg, Germany	Urspring High School
45	Cedrick Price	C	6-9	245	Jr.	Savannah, Ga.	Fork Union (Va.) Military Academy

Head Coach: Larry Davis (Asbury '78)

Assistant Coaches: Ken Potosnak (Randolph-Macon '90), Niko Medved (Minnesota '97), Mike Shedd (Purdue '97)

THE LARRY DAVIS FILE

PERSONAL

Full Name: Larry Allen Davis
 Born: June 3, 1956, in Mount Sterling, Ky.
 Wife: The former Treva Baird of Kingsport, Tenn.
 Married: September 3, 1977, in Wilmore, Ky.
 Children: Morgan (17) and Jordan (12)

EDUCATION

Wapahani High School (Ind.), 1974
 Asbury College (Ky.), B.A., Education, 1978
 East Tennessee State University, M.A., Physical Education, 1982

PLAYING CAREER

Wapahani High School (Ind.)
 ✎ Basketball (two letters, team captain)
 ✎ Baseball (four letters, team captain)
 ✎ Outstanding Athlete, 1974
 Asbury College (Ky.)
 ✎ Soccer (four letters)
 ✎ Track & Field (four letters)



COACHING CAREER

Year	School	Responsibility	Overall Record	Conf. Record	Conf. Finish	Conf.
1979-80	East Tennessee State	Graduate Assistant Coach	15-13	8-7	(4th)	SoCon
1980-81	East Tennessee State	Graduate Assistant Coach	13-14	9-7	(4th)	SoCon
1981-82	East Tennessee State	Graduate Assistant Coach	13-15	8-8	(4th)	SoCon
1982-83	Cloverport High School (Ky.)	Head Coach	15-13			...
1983-84	Oak Hill Academy (Va.)	Head Coach	25-5			...
1984-85	Oak Hill Academy (Va.)	Head Coach	26-4			...
1985-86	Delaware	Assistant Coach	11-16	4-10	(8th)	East Coast
1986-87	Delaware	Assistant Coach	12-16	3-11	(8th)	East Coast
1987-88	Delaware	Assistant Coach	19-9	9-5	(T2nd)	East Coast
1988-89	Delaware	Assistant Coach	14-14	6-8	(6th)	East Coast
1989-90	Wake Forest	Assistant Coach	12-16	3-11	(8th)	ACC
1990-91	Wake Forest	Assistant Coach	*19-11	8-6	(3rd)	ACC
1991-92	Wake Forest	Assistant Coach	*17-12	7-9	(6th)	ACC
1992-93	Wake Forest	Assistant Coach	*21-9	10-6	(3rd)	ACC
1993-94	Ball State	Assistant Coach	16-12	11-7	(4th)	MAC
1994-95	Minnesota	Assistant Coach	*19-12	10-8	(T5th)	Big Ten
1995-96	Minnesota	Assistant Coach	#19-13	10-8	(T5th)	Big Ten
1996-97	Minnesota	Assistant Coach	*31-4	16-2	(1st)	Big Ten
1997-98	Furman	Head Coach	9-20	5-9	(4th)	Southern
1998-99	Furman	Head Coach	12-16	5-11	(5th)	Southern
1999-00	Furman	Head Coach	14-18	5-10	(6th)	Southern
2000-01	Furman	Head Coach	10-16	5-11	(6th)	Southern
2001-02	Furman	Head Coach	17-14	7-9	(5th)	Southern
2002-03	Furman	Head Coach	14-17	8-8	(3rd)	Southern
2003-04	Furman	Head Coach	4-3			

* NCAA Tournament
 # National Invitation Tournament

COLLEGIATE HEAD COACHING RECORD

Furman — 80-104, 7th Year (.434)

**2004 Southern Conference
Men's Basketball Championship
North Charleston Coliseum, North Charleston, S.C.
March 3-6, 2004**



#4 seed South

Session 1, Game 1
March 3, noon
#5 seed North

Session 3, Game 5
March 4, noon
#1 seed North

#2 seed South

Session 3, Game 6
March 4, 30 minutes after
Game 5

#3 seed North

Session 1, Game 2
March 3, 30 minutes
after Game 1
#6 seed South

#4 seed North

Session 2, Game 3
March 3, 6:00 p.m.
#5 seed South

Session 4, Game 7
March 4, 6:00 p.m.
#1 seed South

#2 seed North

Session 4, Game 8
March 4, 30 minutes
after Game 7

#3 seed South

Session 2, Game 4
March 3, 30 minutes
after Game 3
#6 seed North

Session 5, Game 9
March 5, 6:00 p.m.
LIVE ON CSS

CHAMPIONSHIP GAME
Session 6, Game 11
March 6, 1:00 p.m.
LIVE ON ESPN

Session 5, Game 10
March 5, 30 minutes after
Game 9
LIVE ON CSS

2003-04 FURMAN PALADINS BASKETBALL
SEASON BOX SCORE
ALL GAMES

RECORD:	OVERALL	HOME	AWAY	NEUTRAL
ALL GAMES.....	(4-3)	(2-0)	(2-3)	(0-0)
CONFERENCE.....	(0-1)	(0-0)	(0-1)	(0-0)
NON-CONFERENCE.....	(3-2)	(2-0)	(1-2)	(0-0)

DATE	TIME	OPPONENT	SCORE	ATTEND	HIGH POINTS	HIGH REBOUNDS
11-22-03	7:00 p.m.	at James Madison	72-78	L 3784	(32)NDOYE, Maleye	(7)POJATINA, Marijan
11-24-03	7:00 p.m.	SOUTHERN WESLEYAN	77-53	W 1032	(17)WEBB, Eric	(9)SANDERS, Nick
11-26-03	7:00 p.m.	GREENSBORO COLLEGE	74-49	W 1053	(16)PROWELL, Quan	(7)NDOYE, Maleye (7)BOSTAIN, Robby
11-30-03	1:00 p.m.	at Minnesota	84-91	LOT 11850	(32)NDOYE, Maleye	(9)NDOYE, Maleye
12-03-03	7:35 p.m.	* at UNCG	65-73	L 1090	(22)PROWELL, Quan	(7)PROWELL, Quan
12-06-03	1:05 p.m.	at UNI	64-55	W 1282	(18)BOSTAIN, Robby	(11)SANDERS, Nick
12/14/03	2:00pm	at UNC Asheville	60-56	W 750	(11)WEBB, Eric (11)BOSTAIN, Robby (11)CARTER, Tony	(8)NDOYE, Maleye (8)PROWELL, Quan

* Conference game

ATTENDANCE SUMMARY	GAMES	TOTALS	AVG/GAME
HOME.....	2	2085	1043
AWAY.....	5	18756	3751
NEUTRAL.....	0	0	0
TOTAL.....	7	20841	2977

## Player	GP-GS	---TOTAL---			---3-PTS---			---REBOUNDS---							PF	FO	A	TO	Blk	Stl	Pts	Avg
		Min	--Avg	FG-FGA	Pct	3FG-FGA	Pct	FT-FTA	Pct	Off	Def	Tot	Avg									
05 NDOYE, Maleye.....	7-7	226	32.3	40-84	.476	10-30	.333	23-31	.742	12	26	38	5.4	13	1	10	11	2	11	113	16.1	
32 PROWELL, Quan.....	7-0	170	24.3	37-62	.597	5-8	.625	11-15	.733	12	22	34	4.9	23	1	6	8	7	8	90	12.9	
13 WEBB, Eric.....	7-0	188	26.9	23-61	.377	15-48	.313	13-16	.813	6	17	23	3.3	8	0	19	22	0	8	74	10.6	
04 BOSTAIN, Robby.....	7-7	171	24.4	21-67	.313	4-20	.200	17-22	.773	13	22	35	5.0	5	0	19	10	0	11	63	9.0	
03 CARTER, Tony.....	7-7	176	25.1	15-43	.349	4-21	.190	12-27	.444	6	13	19	2.7	10	1	24	12	0	12	46	6.6	
41 SANDERS, Nick.....	7-7	206	29.4	19-41	.463	2-7	.286	5-8	.625	15	28	43	6.1	23	2	14	9	1	12	45	6.4	
15 SPERRY, Daniel.....	2-0	25	12.5	3-11	.273	1-2	.500	1-2	.500	1	2	3	1.5	3	0	0	4	1	1	8	4.0	
10 POJATINA, Marijan..	7-7	112	16.0	10-29	.345	0-1	.000	6-13	.462	7	18	25	3.6	20	1	7	11	13	2	26	3.7	
21 EARLE, Ben.....	7-0	103	14.7	9-23	.391	2-12	.167	4-10	.400	2	5	7	1.0	7	0	3	5	1	2	24	3.4	
24 CARSON, Ryan.....	2-0	4	2.0	1-3	.333	1-3	.333	0-0	.000	0	1	1	0.5	1	0	0	0	0	1	3	1.5	
22 PUNCH, Gerad.....	7-0	35	5.0	1-7	.143	0-4	.000	2-2	1.000	2	10	12	1.7	4	0	4	3	0	3	4	0.6	
43 VAN DE LAAR, Julius	1-0	4	4.0	0-0	.000	0-0	.000	0-0	.000	2	1	3	3.0	0	0	0	2	0	1	0	0.0	
45 PRICE, Cedrick.....	2-0	5	2.5	0-2	.000	0-0	.000	0-0	.000	0	1	1	0.5	0	0	0	1	0	0	0	0.0	
TEAM.....										12	11	23	3.3	0			1					
Total.....	7	1425		179-433	.413	44-156	.282	94-146	.644	90	177	267	38.1	117	6	106	99	25	72	496	70.9	
Opponents.....	7	1364		157-379	.414	38-120	.317	83-124	.669	73	179	252	36.0	123	-	76	132	15	50	435	62.1	

SCORE BY PERIODS:	1st	2nd	OT	Total
Furman.....	229	261	6	- 496
Opponents.....	209	233	13	- 455

DEADBALL REBOUNDS:	OFF	DEF	TOTAL
Furman.....	26	1	27
Opponents.....	23	0	23

2003-04 FURMAN PALADINS BASKETBALL
 FURMAN TEAM GAME-BY-GAME
 ALL GAMES

Opponent	Date	Score	W/L	---TOTAL---			--3-PTRS--			----REBOUNDS----										Pts---Avg	
				FG-FGA	Pct	3FG-FGA	Pct	FT-FTA	Pct	Off	Def	Tot	Avg	PF	A	TO	Blk	Stl	Pts	Avg	
at James Madison	11/22/03	72-78	L	21-62	.339	9-29	.310	21-28	.750	15	21	36	36.0	17	10	15	3	10	72	72.0	
SOUTHERN WESLEYAN	11/24/03	77-53	W	27-60	.450	7-23	.304	16-26	.615	15	30	45	40.5	17	18	24	5	12	77	74.5	
GREENSBORO COLLEGE	11/26/03	74-49	W	25-67	.373	9-22	.409	15-22	.682	19	22	41	40.7	13	19	15	5	17	74	74.3	
at Minnesota	11/30/03	84-91	Lot	35-66	.530	4-19	.211	10-16	.625	9	24	33	38.8	24	20	12	4	11	84	76.8	
at UNC-Greensboro	12/03/03	65-73	L	26-57	.456	6-20	.300	7-11	.636	8	22	30	37.0	13	14	14	3	5	65	74.4	
at Northern Iowa	12/06/03	64-55	W	24-57	.421	2-13	.154	14-24	.583	9	34	43	38.0	22	15	8	2	9	64	72.7	
at UNC Asheville	12/14/03	60-56	W	21-64	.328	7-30	.233	11-19	.579	15	24	39	38.1	11	10	11	3	8	60	70.9	
Furman		496		179-433	.413	44-156	.282	94-146	.644	90	177	267	38.1	117	106	99	25	72	496	70.9	
Opponents		435		157-379	.414	38-120	.317	83-124	.669	73	179	252	36.0	123	76	132	15	50	435	62.1	

Games played: 7
 Points/game: 70.9
 FG Pct: 41.3
 3FG Pct: 28.2
 FT Pct: 64.4

Rebounds/game: 38.1
 Assists/game: 15.1
 Turnovers/game: 14.1
 Assist/turnover ratio: 1.1
 Steals/game: 10.3
 Blocks/game: 3.6

2003-04 FURMAN PALADINS BASKETBALL
 OPPONENT GAME-BY-GAME
 ALL GAMES

Opponent	Date	Score	W/L	---TOTAL---			--3-PTRS--			----REBOUNDS----										Pts---Avg	
				FG-FGA	Pct	3FG-FGA	Pct	FT-FTA	Pct	Off	Def	Tot	Avg	PF	A	TO	Blk	Stl	Pts	Avg	
at James Madison	11/22/03	72-78	L	31-57	.544	7-13	.538	9-16	.563	7	29	36	36.0	21	14	20	4	6	78	78.0	
SOUTHERN WESLEYAN	11/24/03	77-53	W	20-63	.317	2-14	.143	11-20	.550	15	21	36	36.0	20	9	25	1	15	53	65.5	
GREENSBORO COLLEGE	11/26/03	74-49	W	15-42	.357	7-15	.467	12-15	.800	7	26	33	35.0	19	9	29	2	8	49	60.0	
at Minnesota	11/30/03	84-91	Lot	30-59	.508	8-16	.500	23-33	.697	13	26	39	36.0	18	18	16	3	8	91	67.8	
at UNC-Greensboro	12/03/03	65-73	L	20-44	.455	6-15	.400	7-8	.875	9	17	26	34.0	8	6	11	0	4	53	64.8	
at Northern Iowa	12/06/03	64-55	W	18-61	.295	4-31	.129	15-22	.682	13	29	42	35.3	22	7	12	1	4	55	63.2	
at UNC Asheville	12/14/03	60-56	W	23-53	.434	4-16	.250	6-10	.600	9	31	40	36.0	15	13	19	4	5	56	62.1	
Opponents		435		157-379	.414	38-120	.317	83-124	.669	73	179	252	36.0	123	76	132	15	50	435	62.1	
Furman		496		179-433	.413	44-156	.282	94-146	.644	90	177	267	38.1	117	106	99	25	72	496	70.9	

Games played: 7
 Points/game: 62.1
 FG Pct: 41.4
 3FG Pct: 31.7
 FT Pct: 66.9

Rebounds/game: 36.0
 Assists/game: 10.9
 Turnovers/game: 18.9
 Assist/turnover ratio: 0.6
 Steals/game: 7.1
 Blocks/game: 2.1

**2003-04 FURMAN PALADINS BASKETBALL
FURMAN HIGH/LOW ANALYSIS
ALL GAMES**

FURMAN - GAME HIGHS

POINTS.....	84	at Minnesota (11/30/03)
FIELD GOALS MADE.....	35	at Minnesota (11/30/03)
FIELD GOAL ATTEMPTS.....	67	vs Greensboro College (11/26/03)
FIELD GOAL PERCENTAGE.....	.530 (35-66)	at Minnesota (11/30/03)
3 PT FIELD GOALS MADE.....	9	vs Greensboro College (11/26/03)
	9	at James Madison (11/22/03)
3 PT FG ATTEMPTS.....	30	at UNC Asheville (12/14/03)
3 PT FG PERCENTAGE.....	.409 (9-22)	vs Greensboro College (11/26/03)
FREE THROWS MADE.....	21	at James Madison (11/22/03)
FREE THROW ATTEMPTS.....	28	at James Madison (11/22/03)
FREE THROW PERCENTAGE.....	.750 (21-28)	at James Madison (11/22/03)
REBOUNDS.....	45	vs Southern Wesleyan (11/24/03)
ASSISTS.....	20	at Minnesota (11/30/03)
STEALS.....	17	vs Greensboro College (11/26/03)
BLOCKED SHOTS.....	5	vs Greensboro College (11/26/03)
	5	vs Southern Wesleyan (11/24/03)
TURNOVERS.....	24	vs Southern Wesleyan (11/24/03)
FOULS.....	24	at Minnesota (11/30/03)

FURMAN - GAME LOWS

POINTS.....	60	at UNC Asheville (12/14/03)
FIELD GOALS MADE.....	21	at James Madison (11/22/03)
	21	at UNC Asheville (12/14/03)
FIELD GOAL ATTEMPTS.....	57	at UNC-Greensboro (12/03/03)
	57	at Northern Iowa (12/06/03)
FIELD GOAL PERCENTAGE.....	.328 (21-64)	at UNC Asheville (12/14/03)
3 PT FIELD GOALS MADE.....	2	at Northern Iowa (12/06/03)
3 PT FG ATTEMPTS.....	13	at Northern Iowa (12/06/03)
3 PT FG PERCENTAGE.....	.154 (2-13)	at Northern Iowa (12/06/03)
FREE THROWS MADE.....	7	at UNC-Greensboro (12/03/03)
FREE THROW ATTEMPTS.....	11	at UNC-Greensboro (12/03/03)
FREE THROW PERCENTAGE.....	.579 (11-19)	at UNC Asheville (12/14/03)
REBOUNDS.....	30	at UNC-Greensboro (12/03/03)
ASSISTS.....	10	at James Madison (11/22/03)
	10	at UNC Asheville (12/14/03)
STEALS.....	5	at UNC-Greensboro (12/03/03)
BLOCKED SHOTS.....	2	at Northern Iowa (12/06/03)
TURNOVERS.....	8	at Northern Iowa (12/06/03)
FOULS.....	11	at UNC Asheville (12/14/03)

OPPONENT - GAME HIGHS

POINTS.....	91	at Minnesota (11/30/03)
FIELD GOALS MADE.....	31	at James Madison (11/22/03)
FIELD GOAL ATTEMPTS.....	63	vs Southern Wesleyan (11/24/03)
FIELD GOAL PERCENTAGE.....	.544 (31-57)	at James Madison (11/22/03)
3 PT FIELD GOALS MADE.....	8	at Minnesota (11/30/03)
3 PT FG ATTEMPTS.....	31	at Northern Iowa (12/06/03)
3 PT FG PERCENTAGE.....	.538 (7-13)	at James Madison (11/22/03)
FREE THROWS MADE.....	23	at Minnesota (11/30/03)
FREE THROW ATTEMPTS.....	33	at Minnesota (11/30/03)
FREE THROW PERCENTAGE.....	.875 (7-8)	at UNC-Greensboro (12/03/03)
REBOUNDS.....	42	at Northern Iowa (12/06/03)
ASSISTS.....	18	at Minnesota (11/30/03)
STEALS.....	15	vs Southern Wesleyan (11/24/03)
BLOCKED SHOTS.....	4	at UNC Asheville (12/14/03)
	4	at James Madison (11/22/03)
TURNOVERS.....	29	vs Greensboro College (11/26/03)
FOULS.....	22	at Northern Iowa (12/06/03)

OPPONENT - GAME LOWS

POINTS.....	49	vs Greensboro College (11/26/03)
FIELD GOALS MADE.....	15	vs Greensboro College (11/26/03)
FIELD GOAL ATTEMPTS.....	42	vs Greensboro College (11/26/03)
FIELD GOAL PERCENTAGE.....	.295 (18-61)	at Northern Iowa (12/06/03)
3 PT FIELD GOALS MADE.....	2	vs Southern Wesleyan (11/24/03)
3 PT FG ATTEMPTS.....	13	at James Madison (11/22/03)
3 PT FG PERCENTAGE.....	.129 (4-31)	at Northern Iowa (12/06/03)
FREE THROWS MADE.....	6	at UNC Asheville (12/14/03)
FREE THROW ATTEMPTS.....	8	at UNC-Greensboro (12/03/03)
FREE THROW PERCENTAGE.....	.550 (11-20)	vs Southern Wesleyan (11/24/03)
REBOUNDS.....	26	at UNC-Greensboro (12/03/03)
ASSISTS.....	6	at UNC-Greensboro (12/03/03)
STEALS.....	4	at UNC-Greensboro (12/03/03)
	4	at Northern Iowa (12/06/03)
BLOCKED SHOTS.....	0	at UNC-Greensboro (12/03/03)
TURNOVERS.....	11	at UNC-Greensboro (12/03/03)
FOULS.....	8	at UNC-Greensboro (12/03/03)

**2003-04 FURMAN PALADINS BASKETBALL
 FURMAN HIGH/LOW ANALYSIS
 ALL GAMES**


FURMAN - INDIVIDUAL GAME HIGHS

POINTS.....	32	NDOYE, Maleye at Minnesota (11/30/03)
	32	NDOYE, Maleye at James Madison (11/22/03)
FIELD GOALS MADE.....	14	NDOYE, Maleye at Minnesota (11/30/03)
FIELD GOAL ATT.....	21	NDOYE, Maleye at Minnesota (11/30/03)
FG PCT (min 5 made).....	.900 (9-10)	PROWELL, Quan at UNC-Greensboro (12/03/03)
3 PT FG MADE.....	4	WEBB, Eric vs Southern Wesleyan (11/24/03)
3 PT FG ATTEMPTS.....	10	WEBB, Eric at UNC Asheville (12/14/03)
3-PT FG PCT (min 2 made).....	1.000 (2-2)	PROWELL, Quan vs Greensboro College (11/26/03)
FREE THROWS MADE.....	14	NDOYE, Maleye at James Madison (11/22/03)
FREE THROW ATT.....	18	NDOYE, Maleye at James Madison (11/22/03)
FT PCT (min 3 made).....	1.000 (4-4)	BOSTAIN, Robby at UNC Asheville (12/14/03)
	1.000 (4-4)	WEBB, Eric at Minnesota (11/30/03)
	1.000 (3-3)	NDOYE, Maleye vs Greensboro College (11/26/03)
REBOUNDS.....	11	SANDERS, Nick at Northern Iowa (12/06/03)
ASSISTS.....	9	CARTER, Tony at Minnesota (11/30/03)
STEALS.....	5	CARTER, Tony at Minnesota (11/30/03)
BLOCKED SHOTS.....	4	POJATINA, Marijan vs Southern Wesleyan (11/24/03)
TURNOVERS.....	6	NDOYE, Maleye vs Southern Wesleyan (11/24/03)
FOULS.....	5	CARTER, Tony at Northern Iowa (12/06/03)
	5	SANDERS, Nick at UNC-Greensboro (12/03/03)
	5	PROWELL, Quan at Minnesota (11/30/03)
	5	POJATINA, Marijan at Minnesota (11/30/03)
	5	NDOYE, Maleye at Minnesota (11/30/03)
	5	SANDERS, Nick at Minnesota (11/30/03)

3 Tony Carter

Guard, 6-0, 170, Sophomore

Burlington, North Carolina ▲ Williams High School



2003-04 SEASON SUMMARY

Opponent	Date	GS	Min	----TOTAL----		-----3-PTS-----		FT-FTA		----REBOUNDS----												
				FG-FGA	.Pct	3PFG-FGA	.Pct	.Pct	Off	Def	Tot	Avg	PF	FO	A	TO	Blk	Stl	Pts.	Avg		
@ James Madison	11-22-03	*	39	4-8	.500	2-5	.400	2-2	1.000	2	1	3	3.0	3	0	4	2	0	3	12	12.0	
SO. WESLEYAN	11-24-03	*	25	2-4	.500	1-3	.333	2-5	.400	0	3	3	3.0	0	0	5	6	0	3	7	9.5	
GREENSBORO COLLEGE	11-26-03	*	21	2-7	.286	1-4	.250	3-8	.375	0	0	0	2.0	1	0	2	3	0	2	8	9.0	
@ Minnesota	11-30-03	*	38	4-9	.444	0-3	.000	0-2	.000	0	3	3	2.3	0	0	9	1	0	5	8	8.8	
@ UNC Greensboro	12-03-03	*	34	2-6	.333	0-2	.000	1-2	.500	0	3	3	2.4	1	0	4	1	0	0	5	8.0	
@ Northern Iowa	12-06-03	*	13	0-3	.000	0-1	.000	2-5	.400	1	3	4	2.7	5	1	2	2	0	1	2	7.0	
@ UNC Asheville	12-14-03	*	31	3-10	.300	1-6	.167	4-8	.500	3	3	6	2.7	0	0	3	3	0	1	11	6.6	
Totals			7	176	15-43	.349	4-21	.190	12-27	.444	6	13	19	2.7	10	1	24	12	0	12	46	6.6

#03 TONY CARTER'S SUPERLATIVES/CAREER STATISTICS


CATEGORY	SEASON	CAREER
Points:	12 vs. James Madison (11-22)	20 vs. Western Carolina (1-13-03)
Field Goals Made:	4 vs. James Madison (11-22), vs. Minnesota (11-30)	6 vs. Methodist (12-13-02)
Field Goals Attempted:	10 vs. UNC Asheville (12-14)	11 vs. East Tennessee State (2-24-03)
3-Point Field Goals Made:	2 vs. James Madison (11-22)	3 vs. Western Carolina (1-13-03), vs. Chattanooga (1-25-03)
3-Point Field Goals Attempted:	6 vs. UNC Asheville (12-14)	6 vs. three opponents
Free Throws Made:	4 vs. UNC Asheville (12-14)	9 vs. Western Carolina (1-13-03)
Free Throws Attempted:	8 vs. Greensboro (11-26), vs. UNC Asheville (12-14)	11 vs. Western Carolina (1-13-03)
Rebounds:	6 vs. UNC Asheville (12-14)	7 vs. St. Mary's (11-27-02)
Assists:	9 vs. Minnesota (11-30)	11 vs. Minnesota (11-30-03)
Blocks:	None	1 vs. Chattanooga (12-16-02), vs. New Hampshire (12-28-02)
Steals:	5 vs. Minnesota (11-30)	5 vs. Minnesota (11-30)
Minutes:	39 vs. James Madison (11-22)	39 vs. James Madison (11-22-03)

YEAR	GP-GS	MP-AVG	FGM-FGA	PCT	3P-3PA	PCT	FTM-FTA	PCT	REB-AVG	PF-D	A	TO	BK	ST	PTS	AVG
2002-03	31-18	739-23.8	52-158	.329	23-81	.284	29-43	.674	95-3.1	45-0	52	37	2	35	156	5.0
2003-04	7-7	176-25.1	15-43	.349	4-21	.190	12-27	.444	19-2.7	10-1	24	12	0	12	46	6.6
Totals	38-24	915-24.0	67-201	.333	27-102	.265	41-70	.586	114-3.0	55-1	76	49	2	47	202	5.3

4 Robby Bostain

Guard/Forward, 6-3, 185, R-Freshman

Duluth, Georgia ▲ Brookwood High School



2003-04 SEASON SUMMARY

Opponent	Date	GS	Min	----TOTAL----		-----3-PTS-----		FT-FTA		----REBOUNDS----												
				FG-FGA	.Pct	3PTG-FGA	.Pct	Pct	Pct	Off	Def	Tot	Avg	PF	FO	A	TO	Bk	Stl	Pts.	Avg	
@ James Madison	11-22-03	*	24	3-14	.214	2-8	.250	3-4	.750	1	4	5	5.0	1	0	4	3	0	3	11	11.0	
SO. WESLEYAN	11-24-03	*	28	5-12	.417	0-2	.000	2-3	.667	3	3	6	5.5	1	0	3	1	0	3	12	11.5	
GREENSBORO COLLEGE	11-26-03	*	23	1-6	.167	1-2	.500	1-2	.500	3	4	7	6.0	0	0	6	0	0	2	4	9.0	
@ Minnesota	11-30-03	*	21	2-6	.333	0-1	.000	1-2	.500	0	5	5	5.8	2	0	2	2	0	0	5	8.0	
@ UNC Greensboro	12-03-03	*	17	1-7	.143	0-2	.000	0-0	.000	1	3	4	5.4	0	0	3	2	0	1	2	6.8	
@ Northern Iowa	12-06-03	*	30	6-12	.500	0-2	.000	6-7	.857	2	2	4	5.2	0	0	0	0	0	1	18	8.7	
@ UNC Asheville	12-06-03	*	28	3-10	.300	1-3	.333	4-4	1.000	3	1	4	5.0	1	0	1	2	0	1	11	9.0	
Totals			7	171	21-67	.313	4-20	.200	17-22	.773	12	33	35	5.0	5	0	19	10	0	11	63	9.0

#04 ROBBY BOSTAIN'S SUPERLATIVES/CAREER STATISTICS


CATEGORY	SEASON
Points:	18 vs. Northern Iowa (12-6)
Field Goals Made:	6 vs. Northern Iowa (12-6)
Field Goals Attempted:	14 vs. James Madison (11-22)
3-Point Field Goals Made:	2 vs. James Madison (11-22)
3-Point Field Goals Attempted: ..	8 vs. James Madison (11-22)
Free Throws Made:	6 vs. Northern Iowa (12-6)
Free Throws Attempted:	7 vs. Northern Iowa (12-6)
Rebounds:	7 vs. Greensboro (11-26)
Assists:	6 vs. Greensboro (11-26)
Blocks:	None
Steals:	3 vs. James Madison (11-22), vs. So. Wesleyan (11-24)
Minutes:	30 vs. Northern Iowa (12-6)

YEAR	GP-GS	MP-AVG	FGM-FGA	PCT	3P-3PA	PCT	FTM-FTA	PCT	REB-AVG	PF-D	A	TO	BK	ST	PTS	AVG
2003-04	7-7	171-24.4	21-67	.313	4-20	.200	17-22	.773	35-5.0	5-0	19	10	0	11	63	9.0

5 Maleye Ndoye

Forward, 6-8, 205, Senior

Dakar, Senegal ▲ Washington (Tenn.) Academy



2003-04 SEASON SUMMARY

Opponent	Date	GS	Min	----TOTAL----		-----3-PTS-----			----REBOUNDS----											Pts.	Avg	
				FG-FGA	.Pct	3PFG-FGA	.Pct	FT-FTA	.Pct	Off	Def	Tot	Avg	PF	FO	A	TO	Blk	Stl			
@ James Madison	11-22-03	*	35	8-16	.500	2-6	.333	14-18	.778	1	3	4	4.0	2	0	1	2	1	1	32	32.0	
SO. WESLEYAN	11-24-03	*	22	3-9	.333	1-2	.500	1-2	.500	0	2	2	3.0	3	0	0	4	1	1	8	20.0	
GREENSBORO COLLEGE	11-26-03	*	26	5-12	.417	2-5	.400	3-3	1.000	5	2	7	4.3	1	0	0	0	0	1	15	18.3	
@ Minnesota	11-30-03	*	38	14-21	.667	2-5	.400	2-3	.667	2	7	9	5.5	5	1	1	0	1	2	32	21.8	
@ UNC Greensboro	12-03-03	*	37	6-11	.545	2-3	.667	2-2	1.000	1	3	4	5.2	2	0	1	2	0	0	16	20.6	
@ Northern Iowa	12-06-03	*	28	1-5	.200	0-1	.000	0-0	.000	0	3	3	4.8	2	0	0	1	0	3	2	17.5	
@ UNC Asheville	12-14-03	*	37	4-15	.267	1-7	.143	0-0	.000	3	5	8	5.4	1	0	2	0	0	1	9	16.1	
Totals			7	226	40-84	.576	10-30	.333	23-31	.742	12	26	38	5.4	13	1	10	11	2	11	113	16.1

#05 MALEYE NDOYE'S SUPERLATIVES/CAREER STATISTICS

CATEGORY	SEASON	CAREER
Points:	32 vs. James Madison (11-22), vs. Minnesota (11-30)	32 vs. James Madison (11-22-03), vs. Minnesota (11-30-03)
Field Goals Made:	14 vs. Minnesota (11-30)	14 vs. Minnesota (11-30-03)
Field Goals Attempted:	21 vs. Minnesota (11-30)	21 vs. Minnesota (11-30-03)
3-Point Field Goals Made:	2 vs. James Madison (11-22), vs. Minnesota (11-30)	2 vs. James Madison (11-22-03), vs. So. Wesleyan (11-24-03)
3-Point Field Goals Attempted:	7 vs. UNC Asheville (12-14)	7 vs. UNC Asheville (12-14-03)
Free Throws Made:	14 vs. James Madison (11-22)	14 vs. James Madison (11-22-03)
Free Throws Attempted:	18 vs. James Madison (11-22)	18 vs. James Madison (11-22-03)
Rebounds:	9 vs. Minnesota (11-30)	11 vs. Atlanta Christian (11-18-01), vs. St. Mary's (11-27-02)
Assists:	1 vs. three opponents	5 vs. UNC Asheville (12-4-01)
Blocks:	1 vs. James Madison (11-22), vs. So. Wesleyan (11-24)	2 vs. seven opponents
Steals:	2 vs. Minnesota (11-30)	4 vs. St. Mary's (11-27-02)
Minutes:	38 vs. Minnesota (11-30)	38 vs. Minnesota (11-30)

YEAR	GP-GS	MP-AVG	FGM-FGA	PCT	3P-3PA	PCT	FTM-FTA	PCT	REB-AVG	PF-D	A	TO	BK	ST	PTS	AVG
2000-01	26-6	387-14.9	39-81	.481	0-4	.000	12-21	.571	72-2.8	71-2	12	28	10	12	90	3.5
2001-02	30-4	507-16.9	79-163	.485	0-7	.000	24-36	.667	120-4.0	72-2	32	43	16	12	182	6.1
2002-03	25-16	447-17.9	51-123	.415	5-11	.455	22-37	.595	68-2.7	58-0	21	41	10	20	129	5.2
2003-04	7-7	226-32.3	40-84	.476	10-30	.333	23-31	.742	38-5.4	13-1	10	11	2	11	113	16.1
Totals	88-33	1567-17.8	209-451	.463	15-52	.288	81-125	.648	298-3.4	214-5	75	123	38	55	514	5.8

10 Marijan Pojatina

Center, 6-11, 205, Senior
Zagreb, Croatia ▲ XI School



2003-04 SEASON SUMMARY

Opponent	Date	GS	Min	----TOTAL----		-----3-PTS-----			----REBOUNDS----													
				FG-FGA	.Pct	3PFG-FGA	.Pct	FT-FTA	.Pct	Off	Def	Tot	Avg	PF	FO	A	TO	Blk	Stl	Pts.	Avg	
@ James Madison	11-22-03	*	16	0-4	.000	0-0	.000	1-2	.500	4	3	7	7.0	1	0	1	2	1	0	1	1.0	
SO. WESLEYAN	11-24-03	*	24	3-7	.429	0-1	.000	5-9	.556	1	6	7	7.0	3	0	2	4	4	1	11	6.0	
GREENSBORO COLLEGE	11-26-03	*	20	2-9	.222	0-0	.000	0-1	.000	1	3	4	6.0	3	0	0	2	3	0	4	5.3	
@ Minnesota	11-30-03	*	18	3-3	1.000	0-0	.000	0-1	.000	1	0	1	4.8	5	1	1	2	2	0	6	5.5	
@ UNC Greensboro	12-03-03	*	12	0-1	.000	0-0	.000	0-0	.000	0	3	3	4.4	0	0	0	0	1	0	0	4.4	
@ Northern Iowa	12-06-03	*	13	1-2	.500	0-0	.000	0-0	.000	0	2	2	4.0	4	0	3	0	1	0	2	4.0	
@ UNC Asheville	12-06-03	*	9	1-3	.333	0-0	.000	0-0	.000	0	1	1	3.6	4	0	0	1	1	1	2	3.7	
Totals			7	112	10-29	.345	0-1	.000	6-13	.462	7	18	25	3.6	20	1	7	11	13	2	26	3.7

#10 MARIJAN POJATINA'S SUPERLATIVES/CAREER STATISTICS


CATEGORY	SEASON	CAREER
Points:	11 vs. So. Wesleyan (11-24)	11 vs. So. Wesleyan (11-24-03)
Field Goals Made:	3 vs. So. Wesleyan (11-24), vs. Minnesota (11-30)	4 vs. Davidson (2-3-01), vs. St. Mary's (11-27-02)
Field Goals Attempted:	9 vs. Greensboro (11-26)	8 vs. Atlanta Christian (11-18-01)
3-Point Field Goals Made:	None	None
3-Point Field Goals Attempted:	1 vs. So. Wesleyan (11-24)	1 vs. So. Wesleyan (11-24-03)
Free Throws Made:	5 vs. So. Wesleyan (11-24)	5 vs. So. Wesleyan (11-24-03)
Free Throws Attempted:	9 vs. So. Wesleyan (11-24)	9 vs. So. Wesleyan (11-24-03)
Rebounds:	7 vs. James Madison (11-22), vs. So. Wesleyan (11-22)	8 vs. New Hampshire (12-28-02)
Assists:	2 vs. So. Wesleyan (11-24)	3 vs. College of Charleston (2-8-03)
Blocks:	4 vs. So. Wesleyan (11-24)	5 vs. Georgia Southern (2-19-01)
Steals:	1 vs. So. Wesleyan (11-24)	2 vs. Emory (12-8-01)
Minutes:	24 vs. So. Wesleyan (11-24)	30 vs. Chattanooga (2-5-01)

YEAR	GP-GS	MP-AVG	FGM-FGA	PCT	3P-3PA	PCT	FTM-FTA	PCT	REB-AVG	PF-D	A	TO	BK	ST	PTS	AVG
2000-01	20-5	278-13.9	19-44	.432	0-0	.000	3-10	.300	42-2.1	45-3	3	15	21	5	41	2.1
2001-02	22-1	155-7.0	16-29	.552	0-0	.000	3-4	.750	28-1.3	22-0	10	16	14	5	35	1.6
2002-03	30-21	419-14.0	45-83	.542	0-0	.000	11-16	.688	84-2.8	64-1	19	36	39	8	101	3.4
2003-04	7-7	112-16.0	10-29	.345	0-1	.000	6-13	.462	25-3.6	20-1	7	11	13	2	26	3.7
Totals	79-34	964-12.2	90-185	.486	0-1	.000	23-43	.535	179-2.3	151-5	39	78	87	20	203	2.6

13 Eric Webb

Guard, 6-2, 185, Freshman

Grand Rapids, Minnesota ▲ Grand Rapids High School



2003-04 SEASON SUMMARY

Opponent	Date	GS	Min	----TOTAL----		-----3-PTS-----		FT-FTA	Pct	----REBOUNDS----				PF	FO	A	TO	Blk	Stl	Pts	Avg
				FG-FGA	Pct	3PFG-FGA	Pct			Off	Def	Tot	Avg								
@ James Madison	11-22-03		23	2-9	.222	2-7	.286	0-0	.000	1	1	2	2.0	1	0	0	5	0	0	6	6.0
SO. WESLEYAN	11-24-03		26	5-9	.556	4-8	.500	3-4	.750	1	2	3	2.5	0	0	3	2	0	1	17	11.5
GREENSBORO COLLEGE	11-26-03		24	4-6	.667	2-4	.500	2-2	1.000	1	3	4	3.0	1	0	3	3	0	2	12	11.7
@ Minnesota	11-30-03		34	1-8	.125	1-7	.143	4-4	1.000	0	3	3	3.0	1	0	4	3	0	1	7	10.5
@ UNC Greensboro	12-03-03		29	4-10	.400	2-7	.286	0-0	.000	2	1	3	3.0	2	0	3	4	0	2	10	10.4
@ Northern Iowa	12-06-03		31	3-8	.375	1-5	.200	4-6	.667	0	6	6	3.5	2	0	5	2	0	1	11	10.5
@ UNC Asheville	12-14-03		21	4-11	.364	3-10	.300	0-0	.000	1	1	2	3.3	1	0	1	3	0	1	11	10.6
Totals			188	23-61	.377	15-48	.313	13-16	.813	6	7	23	3.3	8	0	19	22	0	8	74	10.6

#13 ERIC WEBB'S SUPERLATIVES/CAREER STATISTICS


CATEGORY	SEASON
Points:	17 vs. So. Wesleyan (11-24)
Field Goals Made:	5 vs. So. Wesleyan (11-24)
Field Goals Attempted:	11 vs. UNC Asheville (12-14)
3-Point Field Goals Made:	4 vs. So. Wesleyan (11-24)
3-Point Field Goals Attempted: ..	10 vs. UNC Asheville (12-14)
Free Throws Made:	4 vs. Minnesota (11-30), vs. Northern Iowa (12-6)
Free Throws Attempted:	4 vs. So. Wesleyan (11-24), vs. Minnesota (11-30)
Rebounds:	6 vs. Northern Iowa (12-6)
Assists:	5 vs. Northern Iowa (12-6)
Blocks:	None
Steals:	2 vs. Greensboro (11-26), vs. UNC Greensboro (12-03)
Minutes:	34 vs. Minnesota (11-30)

YEAR	GP-GS	MP-AVG	FGM-FGA	PCT	3P-3PA	PCT	FTM-FTA	PCT	REB-AVG	PF-D	A	TO	BK	ST	PTS	AVG
2003-04	7-0	188-26.9	23-61	.377	15-48	.313	13-16	.813	23-3.3	8-0	19	22	0	8	74	10.6

15 Daniel Sperry

Forward, 6-6, 200, Sophomore

St. Simmons Island, Georgia ▲ Glynn Academy



2003-04 SEASON SUMMARY

Opponent	Date	GS	Min	----TOTAL----		-----3-PTS-----			----REBOUNDS----													
				FG-FGA	Pct	3PFG-FGA	Pct	FT-FTA	Pct	Off	Def	Tot	Avg	PF	FO	A	TO	Blk	Stl	Pts	Avg	
GREENSBORO COLLEGE	11-26-03		3	0-2	.000	0-0	.000	0-0	.000	1	0	1	1.0	0	0	0	0	0	0	0	0	0
Totals		0	3	0-2	.000	0-0	.000	0-0	.000	1	0	1	1.0	0	0	0	0	0	0	0	0	0


#15 DANIEL SPERRY'S SUPERLATIVES/CAREER STATISTICS

CATEGORY	SEASON	CAREER
Points:	None	4 vs. St. Mary's (11-27-02)
Field Goals Made:	None	2 vs. St. Mary's (11-27-02)
Field Goals Attempted:	2 vs. Greensboro (11-26)	2 vs. St. Mary's (11-27-02), vs. Greensboro (11-26-03)
3-Point Field Goals Made:	None	None
3-Point Field Goals Attempted: ..	None	None
Free Throws Made:	None	None
Free Throws Attempted:	None	None
Rebounds:	1 vs. Greensboro (11-26)	1 vs. St. Mary's (11-27-02), 1 vs. Greensboro (11-26-03)
Assists:	None	None
Blocks:	None	None
Steals:	None	1 vs. St. Mary's (11-27-02)
Minutes:	3 vs. Greensboro (11-26)	3 vs. Greensboro (11-26-03)

YEAR	GP-GS	MP-AVG	FGM-FGA	PCT	3P-3PA	PCT	FTM-FTA	PCT	REB-AVG	PF-D	A	TO	BK	ST	PTS	AVG
2002-03	3-0	3-1.0	2-2	1.000	0-0	.000	0-0	.000	1-0.3	0-0	0	1	0	1	4	1.3
2003-04	1-0	3-1.0	0-2	.000	0-0	.000	0-0	.000	1-1.0	0-0	0	0	0	0	0	0.0
Totals	4-0	6-1.5	2-4	.500	0-0	.000	0-0	.000	2-0.5	0-0	0	1	0	1	4	1.0

22 Ben Earle

Guard/Forward, 6-5, 190, R-Sophomore
Standish, Maine ▲ Windham Christian Academy



2003-04 SEASON SUMMARY

Opponent	Date	GS	Min	----TOTAL----		-----3-PTS-----			----REBOUNDS----										Pts	Avg	
				FG-FGA	Pct	3PFG-FGA	Pct	FT-FTA	Pct	Off	Def	Tot	Avg	PF	FO	A	TO	Blk			Stl
@ James Madison	11-22-03		19	2-4	.500	1-2	.500	0-0	.000	1	0	1	1.0	2	0	0	0	0	0	5	5.0
SO. WESLEYAN	11-24-03		10	1-3	.333	1-3	.333	0-0	.000	0	0	0	0.5	2	0	0	2	0	0	3	4.0
GREENSBORO COLLEGE	11-26-03		15	2-3	.667	0-1	.000	2-2	1.000	0	1	1	0.7	0	0	1	1	0	1	6	4.7
@ Minnesota	11-30-03		9	0-0	.000	0-0	.000	0-0	.000	0	1	1	0.8	0	0	0	1	0	0	0	3.5
@ UNC Greensboro	12-03-03		16	2-6	.333	0-3	.000	1-2	.500	1	1	2	1.0	0	0	0	0	0	0	5	3.8
@ Northern Iowa	12-06-03		20	2-5	.400	0-1	.000	0-2	.000	0	1	1	1.0	2	0	1	0	0	0	4	3.8
@ UNC Asheville	12-14-03		14	0-2	.000	0-2	.000	1-4	.250	0	1	1	1.0	0	0	1	1	1	1	1	3.4
Totals			103	9-23	.391	2-12	.167	4-10	.400	2	5	7	1.0	7	0	3	5	1	2	24	3.4

#21 BEN EARLE'S SUPERLATIVES/CAREER STATISTICS


CATEGORY	SEASON
Points:	6 vs. Greensboro (11-26)
Field Goals Made:	2 vs. four opponents
Field Goals Attempted:	6 vs. UNC Greensboro (12-03)
3-Point Field Goals Made:	1 vs. James Madison (11-22), vs. So. Wesleyan (11-24)
3-Point Field Goals Attempted: ..	3 vs. Southern Wesleyan (11-24), vs. UNC Greensboro (12-3)
Free Throws Made:	2 vs. Greensboro (11-26)
Free Throws Attempted:	4 vs. UNC Asheville (12-14)
Rebounds:	2 vs. UNC Greensboro (12-03)
Assists:	1 vs. Greensboro (11-26)
Blocks:	1 vs. UNC Asheville (12-14)
Steals:	1 vs. Greensboro (11-26), vs. UNC Asheville (12-14)
Minutes:	20 vs. Northern Iowa (12-6)

YEAR	GP-GS	MP-AVG	FGM-FGA	PCT	3P-3PA	PCT	FTM-FTA	PCT	REB-AVG	PF-D	A	TO	BK	ST	PTS	AVG
2003-04	7-0	103-14.7	9-23	.391	2-12	.167	4-10	.400	7-1.0	7-0	3	5	0	2	24	3.4

22 Gerad Punch

Guard/Forward, 6-4, 200, Freshman

Phoenix, Arizona ▲ Brophy Preparatory School



2003-04 SEASON SUMMARY

Opponent	Date	GS	Min	----TOTAL----		-----3-PTS-----		FT-FTA	Pct	----REBOUNDS----				PF	FO	A	TO	Blk	Stl	Pts	Avg
				FG-FGA	Pct	3PFG-FGA	Pct			Off	Def	Tot	Avg								
@ James Madison	11-22-03		3	0-0	.000	0-0	.000	0-0	.000	0	2	2	2.0	0	0	0	0	0	0	0	0.0
SO. WESLEYAN	11-24-03		13	1-4	.250	0-2	.000	0-0	.000	1	3	4	3.0	0	0	2	1	0	1	2	1.0
GREENSBORO COLLEGE	11-26-03		11	0-3	.000	0-2	.000	0-0	.000	0	3	3	3.0	1	0	2	0	0	1	0	0.7
@ Minnesota	11-30-03		2	0-0	.000	0-0	.000	0-0	.000	0	0	0	2.3	1	0	0	0	0	1	0	0.5
@ UNC Greensboro	12-03-03		2	0-0	.000	0-0	.000	0-0	.000	0	0	0	0.0	0	0	0	1	0	0	0	0.4
@ Northern Iowa	12-06-03		2	0-0	.000	0-0	.000	2-2	1.000	1	2	3	2.0	2	0	0	0	0	0	2	0.7
@ UNC Asheville	12-14-03		2	0-0	.000	0-0	.000	0-0	.000	0	0	0	1.7	0	0	0	1	0	0	0	0.6
Totals			35	1-7	.143	0-4	.000	2-2	1.000	2	10	12	1.7	4	0	4	43	0	3	4	0.6

#22 GERAD PUNCH SUPERLATIVES/CAREER STATISTICS


CATEGORY	SEASON
Points:	2 vs. So. Wesleyan (11-24), vs. Northern Iowa (12-6)
Field Goals Made:	1 vs. So. Wesleyan (11-24)
Field Goals Attempted:	4 vs. So. Wesleyan (11-24)
3-Point Field Goals Made:	None
3-Point Field Goals Attempted: ..	2 vs. So. Wesleyan (11-24), vs. Greensboro (11-26)
Free Throws Made:	2 vs. Northern Iowa (12-6)
Free Throws Attempted:	2 vs. Northern Iowa (12-6)
Rebounds:	4 vs. So. Wesleyan (11-24)
Assists:	2 vs. So. Wesleyan (11-24), vs. Greensboro (11-26)
Blocks:	None
Steals:	1 vs. three opponents
Minutes:	13 vs. So. Wesleyan (11-24)

YEAR	GP-GS	MP-AVG	FGM-FGA	PCT	3P-3PA	PCT	FTM-FTA	PCT	REB-AVG	PF-D	A	TO	BK	ST	PTS	AVG
2003-04	7-0	35-5.0	1-7	.143	0-4	.000	2-2	1.000	12-1.7	4-0	4	3	0	3	4	0.6

24 Ryan Carson

Guard, 6-3, 180, Junior

Charlotte, North Carolina ▲ Providence Day School



2003-04 SEASON SUMMARY

Opponent	Date	GS	Min	----TOTAL----		-----3-PTS-----		FT-FTA	Pct	----REBOUNDS----					PF	FO	A	TO	Blk	Stl	Pts	Avg
				FG-FGA	Pct	3PFG-FGA	Pct			Off	Def	Tot	Avg									
SO. WESLEYAN	11-24-03		0	0-1	.000	0-1	.000	0-0	.000	0	0	0	0.0	0	0	0	0	0	0	0	0	0.0
GREENSBORO COLLEGE	11-26-03		4	1-2	.500	1-2	.500	0-0	.000	0	1	1	0.5	1	0	0	0	0	1	3	1.5	
Totals		0	4	1-3	.333	1-3	.333	0-0	.000	0	1	1	0.5	1	0	0	0	0	1	3	1.5	

#24 RYAN CARSON'S SUPERLATIVES/CAREER STATISTICS


CATEGORY	SEASON	CAREER
Points:	3 vs. Greensboro (11-26)	3 vs. five opponents
Field Goals Made:	1 vs. Greensboro (11-26)	1 vs. five opponents
Field Goals Attempted:	2 vs. Greensboro (11-26)	2 vs. Wofford (1-11-03), vs. Greensboro (11-26-03)
3-Point Field Goals Made:	1 vs. Greensboro (11-26)	1 vs. five opponents
3-Point Field Goals Attempted: ..	2 vs. Greensboro (11-26)	2 vs. Wofford (1-11-03), vs. Greensboro (11-26-03)
Free Throws Made:	None	None
Free Throws Attempted:	None	1 vs. Wofford (1-11-03)
Rebounds:	1 vs. Greensboro (11-26)	2 vs. Methodist (12-13-02)
Assists:	None	1 vs. Methodist (12-13-02), Wofford (1-11-03)
Blocks:	None	1 vs. Sewanee (12-19-02)
Steals:	1 vs. Greensboro (11-26)	1 vs. Greensboro (11-26-03)
Minutes:	4 vs. Greensboro (11-26)	9 vs. Wofford (1-11-03)

YEAR	GP-GS	MP-AVG	FGM-FGA	PCT	3P-3PA	PCT	FTM-FTA	PCT	REB-AVG	PF-D	A	TO	BK	ST	PTS	AVG
2002-03	11-0	28-2.5	4-8	.500	4-7	.571	0-1	.000	2-0.2	2-0	2	3	1	0	12	1.1
2003-04	2-0	4-2.0	1-3	.333	1-3	.333	0-0	.000	1-0.5	1-0	0	0	0	1	3	1.5
Totals	13-0	32-2.5	5-11	.454	5-10	.500	0-1	.000	3-0.2	3-0	2	3	1	1	15	1.2

32 Quan Prowell

Forward, 6-8, 210, Freshman

Columbus, Georgia ▲ Jordan High School



2003-04 SEASON SUMMARY

Opponent	Date	GS	Min	----TOTAL----		-----3-PTS-----		----REBOUNDS----		PF	FO	A	TO	Blk	Stl	Pts	Avg				
				FG-FGA	Pct	3PFG-FGA	Pct	FT-FTA	Pct									Off	Def	Tot	Avg
@ James Madison	11-22-03		12	2-4	.500	0-0	.000	0-0	.000	0	2	2	2.0	4	0	0	0	1	3	4	4.0
SO. WESLEYAN	11-24-03		27	5-8	.625	0-0	.000	101	1.000	3	3	6	4.0	4	0	1	3	0	1	11	7.5
GREENSBORO COLLEGE	11-26-03		22	6-11	.545	2-2	1.000	202	1.000	2	1	3	3.7	3	0	1	1	2	3	16	10.3
@ Minnesota	11-30-03		31	6-11	.545	0-1	.000	3-4	.750	2	1	3	3.4	4	1	1	1	1	0	15	11.5
@ UNC Greensboro	12-03-03		26	9-10	.900	1-1	1.000	3-5	.600	2	5	7	4.2	2	0	0	1	2	1	22	13.6
@ Northern Iowa	12-06-03		28	6-13	.462	1-2	.500	0-0	.000	1	4	5	4.3	3	0	1	2	0	0	13	13.5
@ UNC Asheville	12-14-03		24	3-5	.600	1-2	.500	2-3	.667	2	6	8	4.9	2	0	2	0	1	0	9	12.9
Totals			170	37-62	.597	5-8	.625	11-15	.733	12	22	34	4.9	23	1	6	8	7	8	90	12.9

#32 QUAN PROWELL'S SUPERLATIVES/CAREER STATISTICS

CATEGORY	SEASON
Points:	22 vs. UNC Greensboro (12-03)
Field Goals Made:	9 vs. UNC Greensboro (12-03)
Field Goals Attempted:	11 vs. Greensboro (11-26), vs. Minnesota (11-30)
3-Point Field Goals Made:	2 vs. Greensboro (11-26)
3-Point Field Goals Attempted:	2 vs. Greensboro (11-26), vs. Northern Iowa (12-6)
Free Throws Made:	3 vs. Minnesota (11-30), vs. UNC Greensboro (12-03)
Free Throws Attempted:	5 vs. UNC Greensboro (12-03)
Rebounds:	8 vs. UNC Asheville (12-14)
Assists:	2 vs. UNC Asheville (12-14)
Blocks:	2 vs. Greensboro (11-26), vs. UNC Greensboro (12-03)
Steals:	3 vs. Greensboro (11-26)
Minutes:	31 vs. Minnesota (11-30)

YEAR	GP-GS	MP-AVG	FGM-FGA	PCT	3P-3PA	PCT	FTM-FTA	PCT	REB-AVG	PF-D	A	TO	BK	ST	PTS	AVG
2003-04	7-0	170-24.3	37-63	.597	5-8	.625	11-15	.733	34-4.9	23-1	6	8	7	8	90	12.9

41 Nick Sanders

Forward, 6-7, 215, Junior

Leavenworth, Kansas ▲ Leavenworth High School



2003-04 SEASON SUMMARY

Opponent	Date	GS	Min	----TOTAL----		-----3-PTS-----		----REBOUNDS----		PF	FO	A	TO	Blk	Stl	Pts	Avg				
				FG-FGA	Pct	3PFG-FGA	Pct	FT-FTA	Pct									Off	Def	Tot	Avg
@ James Madison	11-22-03	*	29	0-3	.000	0-1	.000	1-2	.500	2	4	6	6.0	3	0	0	1	0	0	1	1.0
SO. WESLEYAN	11-24-03	*	25	2-3	.667	0-1	.000	2-2	1.000	2	6	9	7.5	4	0	2	1	0	1	6	3.5
GREENSBORO COLLEGE	11-26-03	*	22	2-4	.500	0-0	.000	2-2	1.000	3	1	4	6.3	2	0	4	2	0	3	6	4.3
@ Minnesota	11-30-03	*	34	5-8	.625	1-2	.500	0-0	.000	1	4	5	6.0	5	1	2	2	0	2	11	6.0
@ UNC Greensboro	12-03-03	*	27	2-6	.333	1-2	.500	0-0	.000	1	2	3	5.4	5	1	3	2	0	1	5	5.8
@ Northern Iowa	12-06-03	*	35	5-9	.556	0-1	.000	0-2	.000	4	7	11	6.3	2	0	3	1	1	3	10	6.5
@ UNC Asheville	12-14-03	*	34	3-8	.375	0-0	.000	0-0	.000	1	4	5	6.1	2	0	0	0	0	2	6	6.4
Totals		7	206	19-41	.463	2-7	.286	5-8	.625	15	28	43	6.1	23	2	14	9	1	12	45	6.4

#41 NICK SANDERS' SUPERLATIVES/CAREER STATISTICS


CATEGORY	SEASON	CAREER
Points:	11 vs. Minnesota (11-30)	11 vs. Minnesota (11-30-03)
Field Goals Made:	5 vs. Minnesota (11-30), vs. Northern Iowa (12-6)	5 vs. three opponents
Field Goals Attempted:	9 vs. Northern Iowa (12-6)	9 vs. Northern Iowa (12-6)
3-Point Field Goals Made:	1 vs. Minnesota (11-30), vs. UNC Greensboro (12-03)	1 vs. Minnesota (11-30-03)
3-Point Field Goals Attempted:	2 vs. Minnesota (11-30)	2 vs. Minnesota (11-30-03)
Free Throws Made:	2 vs. So. Wesleyan (11-24), vs. Greensboro (11-26)	4 vs. Georgia State (12-4-02), Western Carolina (1-13-03)
Free Throws Attempted:	2 vs. three opponents	4 vs. four opponents
Rebounds:	11 vs. Northern Iowa (12-6)	11 vs. Northern Iowa (12-6)
Assists:	4 vs. Greensboro (11-26)	4 vs. Georgia State (12-4-02), vs. Greensboro (11-26-03)
Blocks:	None	1 vs. 13 opponents
Steals:	3 vs. Greensboro (11-26), vs. Northern Iowa (12-6)	3 vs. three opponents
Minutes:	35 vs. Northern Iowa (12-6)	35 vs. Northern Iowa (12-6)

YEAR	GP-GS	MP-AVG	FGM-FGA	PCT	3P-3PA	PCT	FTM-FTA	PCT	REB-AVG	PF-D	A	TO	BK	ST	PTS	AVG
2001-02	31-13	580-18.7	33-73	.452	0-0	.000	7-11	.636	106-3.4	74-1	25	24	4	16	73	2.4
2002-03	31-2	664-21.4	33-91	.363	0-4	.000	25-36	.694	124-4.0	86-1	35	35	8	21	91	2.9
2003-04	7-7	206-29.4	19-41	.463	2-7	.286	5-8	.625	43-6.1	23-2	14	9	1	12	45	6.4
Totals	69-22	1450-21.0	85-205	.414	2-11	.181	37-55	.673	273-3.9	183-4	74	68	13	49	209	3.0

43 Julius van de Laar

Forward, 6-7, 225, Freshman

Heidelberg, Germany ▲ Urspring High School



2003-04 SEASON SUMMARY

Opponent	Date	GS	Min	----TOTAL----		-----3-PTS-----			----REBOUNDS----							Pts	Avg				
				FG-FGA	Pct	3PFG-FGA	Pct	FT-FTA	Pct	Off	Def	Tot	Avg	PF	FO			A	TO	Blk	Stl
GREENSBORO COLLEGE	11-26-03		4	0-0	.000	0-0	.000	0-0	.000	2	1	3	3.0	0	0	0	2	0	1	0	0.0
Totals		0	4	0-0	.000	0-0	.000	0-0	.000	2	1	3	3.0	0	0	0	2	0	1	0	0.0

#43 JULIUS VAN DA LARR'S SUPERLATIVES/CAREER STATISTICS


CATEGORY SEASON
 Points: None
 Field Goals Made: None
 Field Goals Attempted: None
 3-Point Field Goals Made: None
 3-Point Field Goals Attempted: .. None
 Free Throws Made: None
 Free Throws Attempted: None
 Rebounds: 3 vs. Greensboro (11-26)
 Assists: None
 Blocks: None
 Steals: 1 vs. Greensboro (11-26)
 Minutes: 4 vs. Greensboro (11-26)

YEAR	GP-GS	MP-AVG	FGM-FGA	PCT	3P-3PA	PCT	FTM-FTA	PCT	REB-AVG	PF-D	A	TO	BK	ST	PTS	AVG
2003-04	1-0	4-4.0	0-0	.000	0-0	.000	0-0	.000	3	3.0	0	2	0	1	0	0.0

45 Cedrick Price

Center, 6-9, 245, Junior

Savannah, Georgia ▲ A.E. Beach High School/
Fork Union Military Academy



2003-04 SEASON SUMMARY

Opponent	Date	GS	Min	----TOTAL----		-----3-PTS-----			----REBOUNDS----										Pts	Avg		
				FG-FGA	Pct	3PFG-FGA	Pct	FT-FTA	Pct	Off	Def	Tot	Avg	PF	FO	A	TO	Blk			Stl	
GREENSBORO COLLEGE	11-26-03		5	0-2	.000	0-0	.000	0-0	.000	0	1	1	1.0	0	0	0	1	0	0	0	0	0.0
@ Northern Iowa	12-6-03		0+	0-0	.000	0-0	.000	0-0	.000	0	0	0	0.5	0	0	0	0	0	0	0	0	0.0
Totals		0	5	0-2	.000	0-0	.000	0-0	.000	0	1	1	0.5	0	0	0	1	0	0	0	0	0.0

#45 CEDRICK PRICE'S SUPERLATIVES/CAREER STATISTICS

CATEGORY	SEASON	CAREER
Points:	None	6 vs. Macalester (12-28-01)
Field Goals Made:	None	2 vs. Macalester (12-28-01)
Field Goals Attempted:	2 vs. Greensboro (11-26)	2 vs. four opponents
3-Point Field Goals Made:	None	None
3-Point Field Goals Attempted:	None	None
Free Throws Made:	None	2 vs. Macalester (12-28-01)
Free Throws Attempted:	None	2 vs. Emory (12-8-01), vs. Macalester (12-28-01)
Rebounds:	1 vs. Greensboro (11-26)	2 vs. Macalester (12-28-01), vs. Davidson (1-12-02)
Assists:	None	1 vs. Methodist (11-28-01)
Blocks:	None	None
Steals:	None	1 vs. Emory (12-8-01)
Minutes:	5 vs. Greensboro (11-26)	9 vs. Macalester (12-28-01), vs. Davidson (1-12-02)

YEAR	GP-GS	MP-AVG	FGM-FGA	PCT	3P-3PA	PCT	FTM-FTA	PCT	REB-AVG	PF-D	A	TO	BK	ST	PTS	AVG
2001-02	11-0	51-4.6	3-11	.273	0-0	.000	3-5	.600	9-0.8	15-0	1	7	0	1	9	0.8
2002-03	8-0	34-4.3	1-3	.333	0-0	.000	0-0	.000	4-0.5	5-0	0	4	0	0	2	0.3
2003-04	2-0	5-5.0	0-1	.000	0-0	.000	0-0	.000	1-0.5	0-0	0	1	0	0	0	0.0
Totals	21-0	89-4.2	4-15	.266	0-0	.000	3-5	.600	14-0.7	20-0	1	12	0	1	11	0.5

Official Basketball Box Score

Furman vs James Madison

11-22-03 7:00 p.m. at Harrisonburg, Va.

VISITORS: Furman

##	Player Name	TOT-FG		3-PT	REBOUNDS							MIN			
		FG-FGA	FG-FGA	FT-FTA	OF	DE	TOT	PF	TP	A	TO		BLK	S	
05	NDOYE, Maleye.....	f	8-16	2-6	14-18	1	3	4	2	32	1	2	1	1	35
41	SANDERS, Nick.....	f	0-3	0-1	1-2	2	4	6	3	1	0	1	0	0	29
10	POJATINA, Marijan...	c	0-4	0-0	1-2	4	3	7	1	1	1	2	1	0	16
03	CARTER, Tony.....	g	4-8	2-5	2-2	2	1	3	3	12	4	2	0	3	39
04	BOSTAIN, Robby.....	g	3-14	2-8	3-4	1	4	5	1	11	4	3	0	3	24
13	WEBB, Eric.....		2-9	2-7	0-0	1	1	2	1	6	0	5	0	0	23
21	EARLE, Ben.....		2-4	1-2	0-0	1	0	1	2	5	0	0	0	0	19
22	PUNCH, Gerad.....		0-0	0-0	0-0	0	2	2	0	0	0	0	0	0	3
32	PROWELL, Quan.....		2-4	0-0	0-0	0	2	2	4	4	0	0	1	3	12
	TEAM.....					3	1	4							
	Totals.....		21-62	9-29	21-28	15	21	36	17	72	10	15	3	10	200

TOTAL FG% 1st Half: 0-0 0.0% 2nd Half: 21-62 33.9% Game: 33.9% DEADB
 3-Pt. FG% 1st Half: 0-0 0.0% 2nd Half: 9-29 31.0% Game: 31.0% REBS
 F Throw % 1st Half: 0-0 0.0% 2nd Half: 21-28 75.0% Game: 75.0% 4,1

HOME TEAM: James Madison

##	Player Name	TOT-FG		3-PT	REBOUNDS							MIN			
		FG-FGA	FG-FGA	FT-FTA	OF	DE	TOT	PF	TP	A	TO		BLK	S	
02	COOPER, David.....	f	4-6	0-0	1-3	1	6	7	4	9	1	4	1	1	31
30	BROYLES, Dwyane.....	f	5-8	2-3	2-3	1	4	5	4	14	2	2	0	0	27
50	CATHLIN, Chris.....	c	1-6	0-0	0-0	1	3	4	2	2	0	1	1	0	20
21	NAPARLO, John.....	g	0-2	0-1	0-0	0	1	1	2	0	2	2	1	1	18
32	WILLIAMS, Chris.....	g	5-12	0-1	3-6	0	3	3	4	13	7	4	0	4	36
01	KOSSEKPA, Ulrich....		1-1	1-1	0-0	0	0	0	1	3	0	2	0	0	7
04	GREENE-LONG, Eddie..		1-1	0-0	0-0	1	5	6	1	2	0	1	0	0	9
22	FREEMAN, Daniel.....		3-5	0-2	1-1	0	3	3	2	7	1	2	0	0	15
23	CLARK, Chris.....		0-0	0-0	0-0	0	0	0	0	0	0	0	0	0	1
34	BARBOSA, Ray.....		11-15	4-5	2-3	1	1	2	0	28	1	1	0	0	28
44	JOHNSON, Cavell.....		0-1	0-0	0-0	0	0	0	1	0	0	1	1	0	8
	TEAM.....					2	3	5							
	Totals.....		31-57	7-13	9-16	7	29	36	21	78	14	20	4	6	200

TOTAL FG% 1st Half: 0-0 0.0% 2nd Half: 31-57 54.4% Game: 54.4% DEADB
 3-Pt. FG% 1st Half: 0-0 0.0% 2nd Half: 7-13 53.8% Game: 53.8% REBS
 F Throw % 1st Half: 0-0 0.0% 2nd Half: 9-16 56.3% Game: 56.3% 4

Officials: Bob Pennington, Scott Smith, Ed Corbett

Technical fouls: Furman-None. James Madison-None.

Attendance: 3784

Score by Periods	1st	2nd	Total
Furman.....	26	46	- 72
James Madison.....	38	40	- 78

OFFICIAL BASKETBALL BOX SCORE -- G A M E T O T A L S

Southern Wesleyan vs Furman

11-24-03 7:00 p.m. at Greenville, S.C. (Timmons Arena)

VISITORS: Southern Wesleyan 2-2

No.	N A M E		TOT-FG		3-PT	REBOUNDS					A	TO	BLK	S	MIN
			FG-FGA	FG-FGA	FT-FTA	OF	DE	TOT	PF	TP					
32	PENDGRAFF, Detroit	f	6-19	0-3	3-5	2	1	3	2	15	0	2	1	2	30
35	BRINSTON, Deonta	f	2-5	0-0	2-4	2	3	5	4	6	1	3	0	0	25
12	ALLEN, Brandon	g	2-15	1-6	0-0	4	4	8	4	5	1	2	0	4	34
24	RAPLEY, Jerans	g	2-6	0-1	1-2	2	1	3	0	5	2	5	0	1	17
30	MARSHALL, Brot	g	0-0	0-0	2-2	0	3	3	3	2	4	7	0	4	33
10	WOODS, Curtis		0-4	0-0	0-0	1	3	4	2	0	1	4	0	3	19
11	WILLIAMS, Justin		0-0	0-0	0-0	0	0	0	0	0	0	0	0	0	1
20	REEDER, Joe		2-5	1-4	0-0	1	1	2	2	5	0	1	0	0	14
25	EUBANKS, Jamar		1-1	0-0	0-0	1	0	1	0	2	0	1	0	0	2
34	JOHNSON, Roscoe		0-0	0-0	0-0	0	1	1	1	0	0	0	0	0	1
40	DONLON, Brian		4-5	0-0	2-5	1	1	2	2	10	0	0	0	1	14
42	CALLAHAN, Brandon		1-3	0-0	1-2	0	0	0	0	3	0	0	0	0	10
TEAM						1	3	4							
TOTALS			20-63	2-14	11-20	15	21	36	20	53	9	25	1	15	200

TOT-FG 1stH: 8-35 22.9% 2ndH: 12-28 42.9% OT: 0-0 00.0% Game: 31.7% Deadbl
 3pt-FG 1stH: 2-7 28.6% 2ndH: 0-7 00.0% OT: 0-0 00.0% Game: 14.3% Rebs
 FThrow 1stH: 5-8 62.5% 2ndH: 6-12 50.0% OT: 0-0 00.0% Game: 55.0% 7

HOME TEAM: Furman 1-1

No.	N A M E		TOT-FG		3-PT	REBOUNDS					A	TO	BLK	S	MIN
			FG-FGA	FG-FGA	FT-FTA	OF	DE	TOT	PF	TP					
05	NDOYE, Maleye	f	3-9	1-2	1-2	0	2	2	3	8	0	4	1	1	22
41	SANDERS, Nick	f	2-3	0-1	2-2	3	6	9	4	6	2	1	0	1	25
10	POJATINA, Marijan	c	3-7	0-1	5-9	1	6	7	3	11	2	4	4	1	24
03	CARTER, Tony	g	2-4	1-3	2-5	0	3	3	0	7	5	6	0	3	25
04	BOSTAIN, Robby	g	5-12	0-2	2-3	3	3	6	1	12	3	1	0	3	28
13	WEBB, Eric		5-9	4-8	3-4	1	2	3	0	17	3	2	0	1	26
21	EARLE, Ben		1-3	1-3	0-0	0	0	0	2	3	0	2	0	0	10
22	PUNCH, Gerad		1-4	0-2	0-0	1	3	4	0	2	2	1	0	1	13
24	CARSON, Ryan		0-1	0-1	0-0	0	0	0	0	0	0	0	0	0	0+
32	PROWELL, Quan		5-8	0-0	1-1	3	3	6	4	11	1	3	0	1	27
TEAM						3	2	5							
TOTALS			27-60	7-23	16-26	15	30	45	17	77	18	24	5	12	200

TOT-FG 1stH: 14-34 41.2% 2ndH: 13-26 50.0% OT: 0-0 00.0% Game: 45.0% Deadbl
 3pt-FG 1stH: 3-10 30.0% 2ndH: 4-13 30.8% OT: 0-0 00.0% Game: 30.4% Rebs
 FThrow 1stH: 4-7 57.1% 2ndH: 12-19 63.2% OT: 0-0 00.0% Game: 61.5% 7

OFFICIALS: Robert James, Nathan Quick, Tony Whisnant

TECHNICAL FOULS:

Southern Wesleyan - none
 Furman - POJATINA, Marij(1)

ATTENDANCE: 1,032

SCORE BY PERIODS:	1st	2nd	OT1	OT2	OT3	OT4	TOTAL
Southern Wesleyan	23	30					53
Furman	35	42					77

OFFICIAL BASKETBALL BOX SCORE -- G A M E T O T A L S

Greensboro College vs Furman

11-26-03 7:00 p.m. at Greenville, S.C. (Timmons Arena)

VISITORS: Greensboro College 0-3

No.	N A M E	TOT-FG 3-PT			REBOUNDS							MIN			
		FG-FGA	FG-FGA	FT-FTA	OF	DE	TOT	PF	TP	A	TO		BLK	S	
21	BRYANT, B.J.	f	1-2	0-0	0-0	0	1	1	2	2	1	4	0	1	28
44	MONTRELL, Edward	f	1-7	0-0	4-4	0	6	6	1	6	1	3	0	1	33
00	SCHOETZ, Dshamal	c	2-7	0-0	2-3	1	5	6	3	6	2	6	1	1	27
03	WILLIAMS, Trey	g	0-7	0-4	1-2	1	1	2	2	1	4	5	0	2	31
05	WILLIAMS, Jason	g	4-7	4-6	2-2	2	3	5	2	14	1	3	0	1	25
10	NEWMAN, Truman		1-1	0-0	2-2	0	2	2	2	4	0	3	0	0	9
15	HARRIS, Shaun		0-1	0-0	0-0	1	1	2	2	0	0	1	0	1	12
20	JACKSON, Jarrett		3-5	2-4	0-0	0	1	1	0	8	0	0	1	0	5
25	WILLIAMS, Garrett		0-2	0-0	1-2	0	3	3	3	1	0	2	0	0	11
31	BATTLE, Justin		1-1	0-0	0-0	1	3	4	0	2	0	1	0	0	7
33	WOOD, Gerry		2-2	1-1	0-0	0	0	0	2	5	0	1	0	1	10
42	PARRISH, Justin		0-0	0-0	0-0	0	0	0	0	0	0	0	0	0	2
TEAM						1	0	1							
TOTALS			15-42	7-15	12-15	7	26	33	19	49	9	29	2	8	200

TOT-FG 1stH: 6-19 31.6% 2ndH: 9-23 39.1% OT: 0-0 00.0% Game: 35.7% Deadbl
 3pt-FG 1stH: 1-5 20.0% 2ndH: 6-10 60.0% OT: 0-0 00.0% Game: 46.7% Rebs
 FThrow 1stH: 1-2 50.0% 2ndH: 11-13 84.6% OT: 0-0 00.0% Game: 80.0% 1

HOME TEAM: Furman 2-1

No.	N A M E	TOT-FG 3-PT			REBOUNDS							MIN			
		FG-FGA	FG-FGA	FT-FTA	OF	DE	TOT	PF	TP	A	TO		BLK	S	
05	NDOYE, Maleye	f	5-12	2-5	3-3	5	2	7	1	15	0	0	0	1	26
41	SANDERS, Nick	f	2-4	0-0	2-2	3	1	4	2	6	4	2	0	3	22
10	POJATINA, Marijan	c	2-9	0-0	0-1	1	3	4	3	4	0	2	3	0	20
03	CARTER, Tony	g	2-7	1-4	3-8	0	0	0	1	8	2	3	0	2	21
04	BOSTAIN, Robby	g	1-6	1-2	1-2	3	4	7	0	4	6	0	0	2	23
13	WEBB, Eric		4-6	2-4	2-2	1	3	4	1	12	3	3	0	2	24
15	SPERRY, Daniel		0-2	0-0	0-0	1	0	1	0	0	0	0	0	0	3
21	EARLE, Ben		2-3	0-1	2-2	0	1	1	0	6	1	1	0	1	15
22	PUNCH, Gerad		0-3	0-2	0-0	0	3	3	1	0	2	0	0	1	11
24	CARSON, Ryan		1-2	1-2	0-0	0	1	1	1	3	0	0	0	1	4
32	PROWELL, Quan		6-11	2-2	2-2	2	1	3	3	16	1	1	2	3	22
43	VAN DE LAAR, Julius		0-0	0-0	0-0	2	1	3	0	0	0	2	0	1	4
45	PRICE, Cedrick		0-2	0-0	0-0	0	1	1	0	0	0	1	0	0	5
TEAM						1	1	2							
TOTALS			25-67	9-22	15-22	19	22	41	13	74	19	15	5	17	200

TOT-FG 1stH: 15-33 45.5% 2ndH: 10-34 29.4% OT: 0-0 00.0% Game: 37.3% Deadbl
 3pt-FG 1stH: 5-12 41.7% 2ndH: 4-10 40.0% OT: 0-0 00.0% Game: 40.9% Rebs
 FThrow 1stH: 6-10 60.0% 2ndH: 9-12 75.0% OT: 0-0 00.0% Game: 68.2% 4

OFFICIALS: Rick Ridenhour, Timothy Nestor, Charles Bridwell

TECHNICAL FOULS:

Greensboro College - none

Furman - none

ATTENDANCE: 1,053

SCORE BY PERIODS:	1st	2nd	OT1	OT2	OT3	OT4	TOTAL
Greensboro College	14	35					49
Furman	41	33					74

OFFICIAL BASKETBALL BOX SCORE -- G A M E T O T A L S

Furman vs Minnesota

11-30-03 1:00 p.m. at Minneapolis, Minn.

VISITORS: Furman 2-2

No.	N A M E	TOT-FG 3-PT			REBOUNDS							MIN			
		FG-FGA	FG-FGA	FT-FTA	OF	DE	TOT	PF	TP	A	TO		BLK	S	
05	NDOYE, Maleye	f	14-21	2-5	2-3	2	7	9	5	32	1	0	1	2	38
41	SANDERS, Nick	f	5-8	1-2	0-0	1	4	5	5	11	2	2	0	2	34
10	POJATINA, Marijan	c	3-3	0-0	0-1	1	0	1	5	6	1	2	2	0	18
03	CARTER, Tony	g	4-9	0-3	0-2	0	3	3	0	8	9	1	0	5	38
04	BOSTAIN, Robby	g	2-6	0-1	1-2	0	5	5	2	5	2	2	0	0	21
13	WEBB, Eric		1-8	1-7	4-4	0	3	3	1	7	4	3	0	1	34
21	EARLE, Ben		0-0	0-0	0-0	0	1	1	0	0	0	1	0	0	9
22	PUNCH, Gerad		0-0	0-0	0-0	0	0	0	1	0	0	0	0	1	2
32	PROWELL, Quan		6-11	0-1	3-4	2	1	3	5	15	1	1	1	0	31
TEAM						3	0	3							
TOTALS			35-66	4-19	10-16	9	24	33	24	84	20	12	4	11	225

TOT-FG 1stH: 0-0 00.0% 2ndH: 0-0 00.0% OT: 35-66 53.0% Game: 53.0% Deadbl
 3pt-FG 1stH: 0-0 00.0% 2ndH: 0-0 00.0% OT: 4-19 21.1% Game: 21.1% Rebs
 FThrow 1stH: 0-0 00.0% 2ndH: 0-0 00.0% OT: 10-16 62.5% Game: 62.5% 2

HOME TEAM: Minnesota 2-1

No.	N A M E	TOT-FG 3-PT			REBOUNDS							MIN			
		FG-FGA	FG-FGA	FT-FTA	OF	DE	TOT	PF	TP	A	TO		BLK	S	
32	HUMPHRIES, Kris	f	7-8	1-1	11-16	1	6	7	2	26	2	4	1	1	37
41	BAUER, Michael	f	2-5	0-2	2-2	2	4	6	3	6	2	3	1	2	32
11	HARGROW, Maurice	g	2-10	0-1	2-2	0	2	2	1	6	1	2	0	0	27
22	JOHNSON, Ben	g	12-19	2-3	6-6	5	4	9	2	32	5	2	0	2	40
31	BOONE, Adam	g	6-10	4-5	1-2	1	4	5	3	17	4	2	0	2	36
03	ROBINSON, Aaron		1-4	1-4	0-0	0	1	1	1	3	1	0	1	1	14
15	KANE, Aliou		0-1	0-0	0-1	1	0	1	1	0	0	1	0	0	2
21	GAINES, Stan		0-1	0-0	1-4	3	2	5	3	1	3	2	0	0	32
34	LAWSON, Brent		0-1	0-0	0-0	0	2	2	2	0	0	0	0	0	5
TEAM						0	1	1							
TOTALS			30-59	8-16	23-33	13	26	39	18	91	18	16	3	8	225

TOT-FG 1stH: 0-0 00.0% 2ndH: 0-0 00.0% OT: 30-59 50.8% Game: 50.8% Deadbl
 3pt-FG 1stH: 0-0 00.0% 2ndH: 0-0 00.0% OT: 8-16 50.0% Game: 50.0% Rebs
 FThrow 1stH: 0-0 00.0% 2ndH: 0-0 00.0% OT: 23-33 69.7% Game: 69.7% 2

OFFICIALS: Gene Monje, Paul Janssen, John Yorkovich

TECHNICAL FOULS:

Furman - none
 Minnesota - none

ATTENDANCE: 11,850

SCORE BY PERIODS:	1st	2nd	OT1	OT2	OT3	OT4	TOTAL
Furman	39	39	6				84
Minnesota	41	37	13				91

OFFICIAL BASKETBALL BOX SCORE -- G A M E T O T A L S

Furman vs UNCG

12-03-03 7:35 p.m. at Greensboro, N.C.

VISITORS: Furman 2-3, 0-1 SoCon

No.	N A M E	TOT-FG 3-PT			REBOUNDS							MIN			
		FG-FGA	FG-FGA	FT-FTA	OF	DE	TOT	PF	TP	A	TO		BLK	S	
05	NDOYE, Maleye	f	6-11	2-3	2-2	1	3	4	2	16	1	2	0	0	37
41	SANDERS, Nick	f	2-6	1-2	0-0	1	2	3	5	5	3	2	0	1	27
10	POJATINA, Marijan	c	0-1	0-0	0-0	0	3	3	0	0	0	0	1	0	12
03	CARTER, Tony	g	2-6	0-2	1-2	0	3	3	1	5	4	1	0	0	34
04	BOSTAIN, Robby	g	1-7	0-2	0-0	1	3	4	0	2	3	2	0	1	17
13	WEBB, Eric		4-10	2-7	0-0	2	1	3	2	10	3	4	0	2	29
21	EARLE, Ben		2-6	0-3	1-2	1	1	2	1	5	0	0	0	0	16
22	PUNCH, Gerad		0-0	0-0	0-0	0	0	0	0	0	0	1	0	0	2
32	PROWELL, Quan		9-10	1-1	3-5	2	5	7	2	22	0	1	2	1	26
TEAM						0	1	1				1			
TOTALS			26-57	6-20	7-11	8	22	30	13	65	14	14	3	5	200

TOT-FG 1stH: 13-30 43.3% 2ndH: 13-27 48.1% OT: 0-0 00.0% Game: 45.6% Deadbl
 3pt-FG 1stH: 4-11 36.4% 2ndH: 2-9 22.2% OT: 0-0 00.0% Game: 30.0% Rebs
 FThrow 1stH: 0-0 00.0% 2ndH: 7-11 63.6% OT: 0-0 00.0% Game: 63.6% 1

HOME TEAM: UNCG 3-1, 1-0 SoCon

No.	N A M E	TOT-FG 3-PT			REBOUNDS							MIN			
		FG-FGA	FG-FGA	FT-FTA	OF	DE	TOT	PF	TP	A	TO		BLK	S	
24	GROSS, Josh	f	4-9	0-0	0-0	2	3	5	2	8	1	2	0	0	20
35	CLIFTON, Dwon	f	3-4	0-0	1-1	1	2	3	4	7	0	1	0	1	17
30	BURRELL, Ronnie	c	6-9	0-0	3-4	5	3	8	3	15	0	2	0	2	32
01	TAYLOR, Ronnie	g	1-5	0-2	0-0	0	4	4	1	2	3	3	0	1	29
32	JOSEPH, Jay	g	4-12	2-8	2-2	0	3	3	0	12	1	1	0	0	31
02	BLACKSTOCK, Rodney		4-9	0-3	3-7	2	4	6	3	11	1	1	0	4	23
03	HICKMAN, Ricky		0-1	0-1	2-2	0	2	2	0	2	3	0	0	1	10
04	WILSON, Tony		0-1	0-0	0-0	0	0	0	0	0	0	0	1	0	4
12	BRISTOW, Ray		5-7	4-5	0-0	0	1	1	1	14	0	1	0	1	10
21	JOHNSON, Tizzo		0-1	0-0	0-0	0	2	2	0	0	1	1	0	0	9
40	LAWRENCE, Jelani		0-0	0-0	0-0	0	1	1	3	0	0	1	0	0	7
54	McCARTHY, Sean		0-1	0-0	2-2	2	0	2	1	2	0	0	0	0	8
TEAM						0	1	1				1			
TOTALS			27-59	6-19	13-18	12	26	38	18	73	10	14	1	10	200

TOT-FG 1stH: 14-31 45.2% 2ndH: 13-28 46.4% OT: 0-0 00.0% Game: 45.8% Deadbl
 3pt-FG 1stH: 1-8 12.5% 2ndH: 5-11 45.5% OT: 0-0 00.0% Game: 31.6% Rebs
 FThrow 1stH: 5-9 55.6% 2ndH: 8-9 88.9% OT: 0-0 00.0% Game: 72.2% 3

OFFICIALS: Raymond Styons, Jimmy Spears, Mike Eades

TECHNICAL FOULS:

Furman - none

UNCG - none

ATTENDANCE: 1,090

SCORE BY PERIODS:	1st	2nd	OT1	OT2	OT3	OT4	TOTAL
Furman	30	35					65
UNCG	34	39					73

OFFICIAL BASKETBALL BOX SCORE -- G A M E T O T A L S

Furman vs UNI

12-6-03 1:05 p.m. at Cedar Falls, IA -- West Gym

VISITORS: Furman 3-3

No.	N A M E	TOT-FG 3-PT			REBOUNDS							MIN			
		FG-FGA	FG-FGA	FT-FTA	OF	DE	TOT	PF	TP	A	TO		BLK	S	
05	NDOYE, Maleye	f	1-5	0-1	0-0	0	3	3	2	2	0	1	0	3	28
41	SANDERS, Nick	f	5-9	0-1	0-2	4	7	11	2	10	3	1	1	3	35
10	POJATINA, Marijan	c	1-2	0-0	0-0	0	2	2	4	2	3	0	1	0	13
03	CARTER, Tony	g	0-3	0-1	2-5	1	3	4	5	2	2	2	0	1	13
04	BOSTAIN, Robby	g	6-12	0-2	6-7	2	2	4	0	18	0	0	0	1	30
13	WEBB, Eric		3-8	1-5	4-6	0	6	6	2	11	5	2	0	1	31
21	EARLE, Ben		2-5	0-1	0-2	0	1	1	2	4	1	0	0	0	20
22	PUNCH, Gerad		0-0	0-0	2-2	1	2	3	2	2	0	0	0	0	2
32	PROWELL, Quan		6-13	1-2	0-0	1	4	5	3	13	1	2	0	0	28
45	PRICE, Cedrick		0-0	0-0	0-0	0	0	0	0	0	0	0	0	0	0+
TEAM						0	4	4							
TOTALS			24-57	2-13	14-24	9	34	43	22	64	15	8	2	9	200

TOT-FG 1stH: 11-31 35.5% 2ndH: 13-26 50.0% OT: 0-0 00.0% Game: 42.1% Deadbl
 3pt-FG 1stH: 0-8 00.0% 2ndH: 2-5 40.0% OT: 0-0 00.0% Game: 15.4% Rebs
 FThrow 1stH: 8-13 61.5% 2ndH: 6-11 54.5% OT: 0-0 00.0% Game: 58.3% 5

HOME TEAM: UNI 3-3

No.	N A M E	TOT-FG 3-PT			REBOUNDS							MIN			
		FG-FGA	FG-FGA	FT-FTA	OF	DE	TOT	PF	TP	A	TO		BLK	S	
05	Crawford, Erik	f	2-5	1-4	2-4	1	5	6	4	7	1	2	0	1	28
43	Schneiderman, Matt	f	3-12	1-6	3-4	2	9	11	3	10	1	2	0	0	32
42	Gruber, David	c	4-7	0-0	1-2	4	5	9	2	9	0	3	0	0	29
12	Jacobson, Ben	g	6-17	0-5	1-1	1	5	6	2	13	4	1	0	0	34
23	McKowen, Brooks	g	0-4	0-4	8-9	0	1	1	4	8	0	1	0	2	16
01	Tutt, Keyonn		0-0	0-0	0-0	0	0	0	0	0	0	0	0	0	0+
02	Bennett, Matt		0-3	0-3	0-0	1	0	1	0	0	0	0	0	0	4
11	Little, John		0-0	0-0	0-0	0	1	1	2	0	0	1	0	0	13
21	Foster, Chris		2-8	2-7	0-1	0	1	1	3	6	0	1	0	0	21
22	Schmit, Pete		0-1	0-1	0-1	0	0	0	1	0	1	0	0	0	7
32	Stout, Grant		0-2	0-1	0-0	1	0	1	0	0	0	1	0	1	7
33	Godfread, Jon		1-2	0-0	0-0	0	2	2	1	2	0	0	1	0	9
TEAM						3	0	3							
TOTALS			18-61	4-31	15-22	13	29	42	22	55	7	12	1	4	200

TOT-FG 1stH: 7-33 21.2% 2ndH: 11-28 39.3% OT: 0-0 00.0% Game: 29.5% Deadbl
 3pt-FG 1stH: 1-18 05.6% 2ndH: 3-13 23.1% OT: 0-0 00.0% Game: 12.9% Rebs
 FThrow 1stH: 14-17 82.4% 2ndH: 1-5 20.0% OT: 0-0 00.0% Game: 68.2% 3

OFFICIALS: David Warfal, Brad Gaston, Mike Litzelfelner

TECHNICAL FOULS:

Furman - none
 UNI - none

ATTENDANCE: 1282

SCORE BY PERIODS:	1st	2nd	OT1	OT2	OT3	OT4	TOTAL
Furman	30	34					64
UNI	29	26					55

Carter, Fouled Out: 1:13

OFFICIAL BASKETBALL BOX SCORE -- G A M E T O T A L S

Furman vs UNC Asheville

12/14/03 2:00pm at Asheville, NC/Justice Center

VISITORS: Furman 4-3

No.	N A M E	TOT-FG		3-PT	REBOUNDS					PF	TP	A	TO	BLK	S	MIN
		FG-FGA	FG-FGA	FT-FTA	OF	DE	TOT									
03	CARTER, Tony	3-10	1-6	4-8	3	3	6	0	11	3	3	0	1	31		
04	BOSTAIN, Robby	3-10	1-3	4-4	3	1	4	1	11	1	2	0	1	28		
05	NDOYE, Maleye	4-15	1-7	0-0	3	5	8	1	9	2	0	0	1	37		
10	POJATINA, Marijan	1-3	0-0	0-0	0	1	1	4	2	0	1	1	1	9		
13	WEBB, Eric	4-11	3-10	0-0	1	1	2	1	11	1	3	0	1	21		
21	EARLE, Ben	0-2	0-2	1-4	0	1	1	0	1	1	1	1	1	14		
22	PUNCH, Gerad	0-0	0-0	0-0	0	0	0	0	0	0	1	0	0	2		
32	PROWELL, Quan	3-5	1-2	2-3	2	6	8	2	9	2	0	1	0	24		
41	SANDERS, Nick	3-8	0-0	0-0	1	4	5	2	6	0	0	0	2	34		
TEAM					2	2	4									
TOTALS		21-64	7-30	11-19	15	24	39	11	60	10	11	3	8	200		

TOT-FG 1stH: 11-31 35.5% 2ndH: 10-33 30.3% OT: 0-0 00.0% Game: 32.8% Deadbl
 3pt-FG 1stH: 4-15 26.7% 2ndH: 3-15 20.0% OT: 0-0 00.0% Game: 23.3% Rebs
 FThrow 1stH: 2-3 66.7% 2ndH: 9-16 56.3% OT: 0-0 00.0% Game: 57.9% 3

HOME TEAM: UNC Asheville 1-6

No.	N A M E	TOT-FG		3-PT	REBOUNDS					PF	TP	A	TO	BLK	S	MIN
		FG-FGA	FG-FGA	FT-FTA	OF	DE	TOT									
21	MOHN, Chad	f 4-8	0-1	4-6	1	5	6	3	12	2	3	0	2	31		
42	BARBER, Joseph	f 7-13	0-1	0-0	2	5	7	2	14	1	5	0	0	30		
55	WALKER, C.J.	c 1-1	0-0	2-4	0	5	5	1	4	1	2	2	0	18		
02	GARLAND, K.J.	g 0-4	0-3	0-0	0	1	1	0	0	1	1	0	1	14		
22	HOLMES, Oliver	g 1-6	0-0	0-0	1	5	6	1	2	2	3	1	1	38		
03	COLLINGTON, Omar	4-11	2-5	0-0	0	3	3	2	10	2	1	0	0	26		
15	MCCULLOUGH, Bryan	2-3	1-3	0-0	0	3	3	1	5	2	2	0	1	15		
23	RUSH, Steven	1-3	1-3	0-0	0	0	0	1	3	0	0	0	0	6		
33	CREASEMAN, Aaron	3-4	0-0	0-0	4	3	7	3	6	1	1	1	0	20		
44	HARRELL, Joey	0-0	0-0	0-0	0	0	0	1	0	1	1	0	0	2		
TEAM					1	1	2									
TOTALS		23-53	4-16	6-10	9	31	40	15	56	13	19	4	5	200		

TOT-FG 1stH: 13-28 46.4% 2ndH: 10-25 40.0% OT: 0-0 00.0% Game: 43.4% Deadbl
 3pt-FG 1stH: 3-8 37.5% 2ndH: 1-8 12.5% OT: 0-0 00.0% Game: 25.0% Rebs
 FThrow 1stH: 1-4 25.0% 2ndH: 5-6 83.3% OT: 0-0 00.0% Game: 60.0% 3

OFFICIALS: Jamie Luckie, William Humes, Mark Schnurr

TECHNICAL FOULS:

Furman - none

UNC Asheville - none

ATTENDANCE: 750

SCORE BY PERIODS:	1st	2nd	OT1	OT2	OT3	OT4	TOTAL
Furman	28	32					60
UNC Asheville	30	26					56