



Game 20 — Monday, February 2, 2004
Furman Paladins (11-8, 3-5 SoCon) vs. Elon Phoenix (7-13, 3-5 SoCon)
Alumni Gym (1,684), Elon, North Carolina, 7:00 p.m.
WGOG-FM 96.3 (Walhalla), YahooBroadcast.com



	ppg	rpg	Notes
Furman Paladins (184 Sagarin, 215 RPI as of 2/1/04)			
G 3 Tony Carter 6-0 .. 170 .. So. Burlington, N.C.	9.8	*3.7	20 pts. vs. ASU; 44x86 FGs (.511), 20x40 3PGs (.500) last 12 games
G 4 Robby Bostain 6-3 .. 185 .. R-Fr. Duluth, Ga.	10.6	4.6	16 pts. (10x11 FTs), 5 reb., 4 ast., 3 stl. vs. ASU; only 20 fouls in 19 games
F 5 Maleye Ndoye 6-8 .. 205 .. Sr. Dakar, Senegal	14.5	5.0	FU leading scorer; career high 32 pts. vs. James Madison & Minnesota
F 41 Nick Sanders 6-7 .. 215 .. Jr. Leavenworth, Kan. ..	6.9	6.2	9 pts., 6 rebs. vs. ASU; 27x48 FGs (.563) last 11 games
C 10 Marijan Pojatina 6-11 205 .. Sr. Zagreb, Croatia	3.9	3.3	4 pts., 5 reb., 3 blk. vs. ASU; 103 career blocks (4th in FU history)
<hr/>			
G 13 Eric Webb 6-2 .. 185 .. Fr. Grand Rapids, Minn. .	9.5	*3.1	23x51 3PGs (.451) last 12 games; 20 pts. vs. Ohio State
F 32 Quan Prowell 6-8 .. 210 .. Fr. Columbus, Ga.	10.8	4.8	Top SoCon freshman; .563 FG%; sidelined last 3 games w/injured knee
C 1 Moussa Diagne 6-8 .. 210 .. Fr. Thies, Senegal	7.8	4.0	9 pts., 9 reb. vs. ASU; 9.1 ppg last 9 games
* Assists			Larry Davis (Asbury '78), 87-109 (7th Year at FU), 87-109 (7th Year Overall)

**FURMAN-ELON
SERIES INFORMATION
(First Meeting)**

Monday's Furman-Elon game will mark the first meeting in basketball between the Paladins and Phoenix.

2003-04 SOUTHERN CONFERENCE STANDINGS/SCHEDULE

North Division	Conference	Overall	Monday, February 2
East Tennessee State	9 - 0 1.000	17 - 4 .810	Furman at Elon, 7:00
Chattanooga	5 - 4 .556	12 - 8 .600	Ga. Southern at Appalachian State, 7:00
Western Carolina	4 - 5 .444	10 - 9 .526	Piedmont at Western Carolina, 7:00
Appalachian State	3 - 5 .375	8 - 13 .381	Wofford at Charleston, 7:00
Elon	3 - 5 .375	7 - 13 .350	UNC Greensboro at E. Tennessee St., 7:00
UNC Greensboro	3 - 5 .375	6 - 12 .333	
<hr/>			
South Division	Conference	Overall	Tuesday, February 3
Georgia Southern	7 - 1 .875	16 - 3 .842	Davidson at The Citadel, 7:15
Coll. of Charleston	7 - 1 .875	15 - 3 .833	
Davidson	4 - 5 .444	9 - 11 .450	
Furman	3 - 5 .375	11 - 8 .579	
Wofford	2 - 6 .250	6 - 13 .316	
The Citadel	0 - 8 .000	4 - 15 .210	
<hr/>			
			Saturday, February 7
			Elon at UNC Greensboro, 1:00
			Wofford at The Citadel, 2:00
			Appalachian St. at East Tennessee St., 4:00
			Chattanooga at Western Carolina, 7:00
			College of Charleston at Davidson, 7:00
			Furman at Georgia Southern, 7:30

NOTING THE PALADINS...Winners of three of its last four games, including an 85-74 triumph over Appalachian State on Saturday, Furman hits the road Monday for its first away game in two weeks when the Paladins take on Elon in Elon, N.C., in a 7:00 p.m. game. Furman sports a 3-5 road record this year and is 1-2 in league away games, having claimed a 76-61 win over The Citadel in Charleston in the Paladins' last road contest (Jan. 19). Against Appalachian State, Furman raced to a 46-16 first half lead en route to the 11-point victory. Sophomore guard **Tony Carter** tallied a season high 20 points, and redshirt freshman guard **Robby Bostain** contributed 16 points on the strength of 10-of-11 free throws and added five rebounds and four assists for the Paladins. Overall Furman shot 50.0 percent from the field, knocked in 24-of-30 free throws (.800), and outrebounded the Mountaineers 42-32. Furman forward **Quan Prowell**, the SoCon's leading scoring freshman (10.8 ppg) underwent knee surgery last Tuesday and is expected to miss at least one more game according to head coach **Larry Davis**. Prowell sustained the injury in practice on Jan. 22 and has sat out the last three games: versus Wofford, Chattanooga, and Appalachian State. He earned Jack In The Box Furman Holiday Classic MVP honors after scoring a game high 18 points in 19 minutes of action in the 92-56 win over Lipscomb on Dec. 30 and recorded a season high 22 points versus UNC Greensboro in early December. Sophomore wing man **Ben Earle** returned to action last Monday against UTC and tallied a season high 10 points and three rebounds in 10 minutes of action. The 6-foot-5 Earle had missed the previous five games with a knee injury, which required surgery on Jan. 13. He scored seven points and claimed three rebounds against Appalachian State. Four of Furman's five league losses have come at the hands of current division leaders East Tennessee State (68-69) and Georgia Southern (67-71), and second place teams College of Charleston (65-70) and Chattanooga (66-78), who are a combined 28-6 in league play at the moment. The nine-point setback to UTC last Monday was the worst defeat of the season for the Paladins, who dropped a 91-84 overtime setback at Minnesota on Nov. 30 (after Furman had two shots in the final eight seconds of regulation for the win) and a 70-68 verdict at Ohio State on Dec. 17. Furman heads into Saturday's contest versus Appalachian State ranked second in the SoCon in scoring defense (65.5 ppg). The Paladins are averaging 75.0 ppg on offense, which is significantly higher (+8.8) than last year's 66.2 ppg figure. Coming into the season Furman had scored 90 or more points only once in its previous 87 games; the Paladins have reached the 90-point hurdle three times this year. Now 19 games into the season, exactly 47.3 percent (674 points) of Furman's scoring is coming from its freshman class, which currently boasts four of the team's top six scorers: forward **Quan Prowell** (10.8 ppg), guard **Robby Bostain** (10.6 ppg), guard **Eric Webb** (9.5 ppg), and forward **Moussa Diagne** (7.8 ppg). Of the 13 active players in Furman's program, nine count a year or less of collegiate experience, and five are freshmen. In its last 12 games, Furman has shot an impressive .478 percent from the field (321x672) and .387 percent from three-point range (94x243). The Paladins shot just .282 percent from beyond the arc over their first seven games. Sophomore guard **Tony Carter** leads Furman in assists (70) and steals (38) and has shot .511 percent (44x86) from the field, including .500 percent (20x40) from three-point range over the past 12 games. Included in that run was Saturday's season high 20-point performance versus Appalachian State and a season high 18-point performance in a 98-87 triumph over High Point. Carter heads into Monday's contest versus Elon as the top three-point shooter in the SoCon against league competition (.481, 13x27). **Maleye Ndoye** leads Furman in scoring (14.5 ppg) thanks, in part, to a pair of career high 32-point performances and solid work in four of the Paladins' last five games. He opened the season

**2003-04 FURMAN PALADINS
RESULTS/SCHEDULE
(11-8, 3-5 SoCon South)**

Date	Opponent (TV)	Time
Nov. 22	@ James Madison	L 72-78
Nov. 24	SOUTHERN WESLEYAN	W 77-53
Nov. 26	GREENSBORO COLLEGE	W 74-49
Nov. 30	@ Minnesota	(ot) L 84-91
Dec. 3	@ UNC Greensboro*	L 65-73
Dec. 6	@ Northern Iowa	W 64-55
Dec. 14	@ UNC Asheville	W 60-56
Dec. 17	@ Ohio State (ESPN)	L 68-70
Dec. 20	HIGH POINT	W 98-87
FURMAN HOLIDAY CLASSIC		
Dec. 29	BETHUNE-COOKMAN	W 62-49
Dec. 30	LIPSCOMB	W 92-56
Jan. 5	EAST TENNESSEE STATE* ...	L 68-69
Jan. 10	@ Charleston* (CSS)	L 65-70
Jan. 13	ERSKINE	W 89-51
Jan. 17	GA. SOUTHERN* (FOXSS) ...	L 67-71
Jan. 19	@ The Citadel*	W 76-61
Jan. 24	WOFFORD*	W 91-55
Jan. 26	CHATTANOOGA*	L 66-78
Jan. 31	APPALACHIAN ST.* (CSS) W	85-74
Feb. 2	@ Elon*	7:00
Feb. 7	@ Georgia Southern*	7:30
Feb. 10	DAVIDSON*	7:00
Feb. 14	@ Wofford*	7:00
Feb. 16	@ Western Carolina*	7:00
Feb. 21	THE CITADEL*	4:00
Feb. 25	CHARLESTON*	(CSS) 7:00
Feb. 28	@ Davidson*	7:00
Mar. 3-6	SoCon Tourney	TBA
	(North Charleston, S.C.)	

* Southern Conference Game

with a 32-point effort in the Paladins' 78-72 loss at James Madison, and on Nov. 30 matched it (14x21 FGs) in the 91-84 overtime loss at Minnesota. He also scored a game high 27 points in the Paladins' 98-87 triumph over High Point (Dec. 20). After averaging only 5.8 ppg and shooting .310 percent (9x29) in four games from Dec. 30 to Jan. 13, he's bounced back strong by scoring 90 points in the Paladins' last five games (18.0 ppg, 32x56 FGs, .571), including a 28-point display against Wofford (Jan. 24). Last year he averaged 5.2 ppg, making his current 14.5 ppg average the greatest improvement (+9.3) by a Paladin from his junior to senior year since the Paladin All-American **Frank Selvy** recorded a jump from 29.5 ppg as a junior in 1952-53 to a nation leading 41.7 ppg as a senior the following season (+12.2 ppg). His 32 points versus Minnesota was the most by an opponent at Williams Arena since Michigan's **Louis Bullock** tallied 33 versus the Gophers on Jan. 20, 1999. This past summer Ndoye helped his native Senegal to a fourth place finish in the African Championships, including a 27-point performance in a 92-77 win over Morocco. Furman's 92-56 triumph over Lipscomb on Dec. 30 gave the program the Jack In The Box Furman Holiday Classic title — the program's first tournament championship of any kind since the Paladins knocked off Marshall 80-62 in Roanoke, Va., to win the 1980 Southern Conference title. Redshirt freshman guard **Robby Bostain** has been whistled for only 20 fouls this season (19 games, 462 minutes of action). The lefthander also earned Jack In The Box Furman Holiday Classic all-tournament honors with a solid 17-point, 6-rebound, 4-assist performance in only 19 minutes versus Lipscomb. In the Paladins' 98-87 victory over High Point (Dec. 20), he cashed in on 13-of-16 free throw attempts on the way to a season high 21 points. Another key performer in Furman's impressive freshman class is guard **Eric Webb**, who has shot .451 percent (23x51) from three-point range over the last 12 games. In the Paladins' 92-56 rout of Lipscomb (Dec. 30), he came off the bench to register a season high nine assists in 21 minutes of action. In the Paladins' 70-68 loss at Ohio State on Dec. 17, the 2003 Minnesota AAA player-of-the-year tallied a season high 20 points on the strength of 6-of-8 shooting from three-point range. Junior forward **Nick Sanders**, Furman's top rebounder (6.2 rpg), is coming off a solid 9-point, 6-rebound, performance against Appalachian State. Sanders took four stitches following the Ohio State game after receiving a flagrant elbow to the face in the second half from the Buckeyes' **Matt Sylvester**, who was subsequently suspended for one game by the OSU coaching staff. Freshman forward **Moussa Diagne** (pronounced "Jine") has come off of strong of late, having averaged 9.1 ppg over the past nine games. In Saturday's 85-74 win over Appalachian State, he scored nine points and claimed a season high nine rebounds. Senior center **Marijan Pojatina** (pronounced "Mar-E-ahn, POE-yah-ta-nah") delivered four blocks against UTC last Monday and added three more versus Appalachian State to up his career total to 103, which ranks him fourth on Furman's all-time ledger. Furman announced the signing of 6-foot-2 wing guard **Jadee Jones** from Apple Valley, Minn., in November. As a junior at DeLaSalle (Minn.) High School, he averaged 18.0 ppg, shot 45.0 percent from three-point range, and earned all-state honors. This year he is attending Hopkins High School in Minneapolis. Last year's 8-8 Southern Conference South Division mark represented the program's first .500 conference campaign since the 1991-92 season (9-5) and first non-losing league record since the SoCon went to divisional play in 1994-95. Furman's biggest win a year ago was an 84-71 triumph over eventual league tournament champion East Tennessee State in Johnson City. Furman was a consensus preseason No. 5 pick in separate polls by league head coaches and media in the six-team south division. The Paladins lost their top four scorers and three leading rebounders from a year ago, including forward **Karim Souchu** (19.5 ppg/4.5 rpg), who completed his career with 2,014

points, good for fourth place on Furman's all-time scoring chart. Furman also graduated point guard **Guilherme Da Luz** (11.4 ppg/4.2 rpg/149 assists), who last year became the first player in SoCon history to tally 1,000 points (1,253), 600 assists (668), 500 rebounds (512), and 200 steals (205). In addition, the Paladins graduated forward **Kenny Zeigler** (8.3 ppg/7.8 rpg). This year Furman will celebrate the 50th anniversary of Paladin All-American **Frank Selvy's** senior season with ceremonies at the Paladins' home game versus The Citadel (Feb. 21). A native of Corbin, Ky., who currently lives just outside Greenville, Selvy led the nation in scoring (41.7 ppg), tallied an NCAA record 100 points in a 149-95 win over Newberry College on Feb. 13, 1954 at Greenville's Textile Hall, and was named NCAA Player-of-the-Year in 1954 after helping Furman to a 21-6 season that featured wins over South Carolina, Clemson, Virginia Tech, Georgia Tech, and Manhattan, among others. The NBA's No. 1 Draft pick in 1954 by the Baltimore Bullets, he played nine seasons in the NBA, including five with the Los Angeles Lakers, where he played alongside future Hall-of-Famers **Jerry West** and **Elgin Baylor**. He still holds five NCAA records, 10 Southern Conference standards, and 17 school records, and is a member of both the Furman and South Carolina Athletic Halls of Fame. His jersey No. 28 is one of only four retired numbers in Furman basketball history. Selvy was also recently ranked (No. 50) by *Street & Smith's Magazine* among the 100 greatest players in college basketball history.

FACTS ABOUT FURMAN

Founded in 1826 and located in Greenville, S.C., Furman University, a private liberal arts institution, is ranked as one of the 50 finest liberal arts colleges in the country by *U.S. News and World Report*. Furman's 2,600 students, who represent 46 states and 39 countries, enjoy a collegiate experience on a 750-acre campus that was recently ranked by the American Society of Landscape Architects as one of America's 362 most beautifully landscaped places. Furman graduates have excelled in many fields, and among a few of the notables are **John Broadus Watson**, the "father of behavioral psychology"; **Charles Townes**, Nobel-Prize winning inventor of the laser and maser; **Richard W. Riley**, former United States Department of Education Secretary; Keith Lockhart, the conductor of the Boston Pops; **Betsy King** and **Beth Daniel**, LPGA Hall-of-Fame members; and **Mark Sanford**, South Carolina's current governor. Former Cincinnati Bengals head coach **Sam Wyche** is a Furman graduate. A member of the Southern Conference since 1936, Furman boasts a 17-sport intercollegiate athletics program that ranks among the finest in the country. Within the past year the university's football, men's soccer, women's soccer, men's tennis, women's tennis, and women's golf teams have participated in NCAA Tournament play. During the 2001-02 school year 29 Furman student-athletes earned All-America honors.

2003-04 FURMAN PALADINS ROSTER

No.	Name	Pos.	Ht.	Wt.	Yr.	Hometown	Last School
1	Moussa Diagne	F	6-8	210	Fr.	Thies, Senegal	Mount Olive (Ga.) Preparatory School
3	Tony Carter	G	6-0	170	So.	Burlington, N.C.	Williams High School
4	Robby Bostain	G/F	6-3	185	R-Fr.	Duluth, Ga.	Brookwood High School
5	Maleye Ndoye	F	6-8	205	Sr.	Dakar, Senegal	Washington (Tenn.) Academy
10	Marijan Pojatina	C	6-11	205	Sr.	Zagreb, Croatia	XI School
13	Eric Webb	G	6-2	185	Fr.	Grand Rapids, Minn.	Grand Rapids High School
15	Daniel Sperry	F	6-6	200	So.	St. Simons Island, Ga.	Glynn Academy
21	Ben Earle	G/F	6-5	190	R-So.	Standish, Me.	Gordon (Mass.) College
22	Gerad PUNCH	G/F	6-4	200	Fr.	Phoenix, Ariz.	Brophy Preparatory School
24	Ryan Carson	G	6-3	180	Jr.	Charlotte, N.C.	Providence Day School
32	Quan Prowell	F	6-8	210	Fr.	Columbus, Ga.	Jordan High School
41	Nick Sanders	F	6-7	215	Jr.	Leavenworth, Kan.	Leavenworth High School
43	Julius van de Laar	F	6-7	225	Fr.	Heidelberg, Germany	Urspring High School
45	Cedrick Price	C	6-9	245	Jr.	Savannah, Ga.	Fork Union (Va.) Military Academy

Head Coach: Larry Davis (Asbury '78)

Assistant Coaches: Ken Potosnak (Randolph-Macon '90), Niko Medved (Minnesota '97), Mike Shedd (Purdue '97)

THE LARRY DAVIS FILE

PERSONAL

Full Name: Larry Allen Davis
 Born: June 3, 1956, in Mount Sterling, Ky.
 Wife: The former Treva Baird of Kingsport, Tenn.
 Married: September 3, 1977, in Wilmore, Ky.
 Children: Morgan (17) and Jordan (12)

EDUCATION

Wapahani High School (Ind.), 1974
 Asbury College (Ky.), B.A., Education, 1978
 East Tennessee State University, M.A., Physical Education, 1982

PLAYING CAREER

Wapahani High School (Ind.)
 ✎ Basketball (two letters, team captain)
 ✎ Baseball (four letters, team captain)
 ✎ Outstanding Athlete, 1974
 Asbury College (Ky.)
 ✎ Soccer (four letters)
 ✎ Track & Field (four letters)



COACHING CAREER

Year	School	Responsibility	Overall Record	Conf. Record	Conf. Finish	Conf.
1979-80	East Tennessee State	Graduate Assistant Coach	15-13	8-7	(4th)	SoCon
1980-81	East Tennessee State	Graduate Assistant Coach	13-14	9-7	(4th)	SoCon
1981-82	East Tennessee State	Graduate Assistant Coach	13-15	8-8	(4th)	SoCon
1982-83	Cloverport High School (Ky.)	Head Coach	15-13			...
1983-84	Oak Hill Academy (Va.)	Head Coach	25-5			...
1984-85	Oak Hill Academy (Va.)	Head Coach	26-4			...
1985-86	Delaware	Assistant Coach	11-16	4-10	(8th)	East Coast
1986-87	Delaware	Assistant Coach	12-16	3-11	(8th)	East Coast
1987-88	Delaware	Assistant Coach	19-9	9-5	(T2nd)	East Coast
1988-89	Delaware	Assistant Coach	14-14	6-8	(6th)	East Coast
1989-90	Wake Forest	Assistant Coach	12-16	3-11	(8th)	ACC
1990-91	Wake Forest	Assistant Coach	*19-11	8-6	(3rd)	ACC
1991-92	Wake Forest	Assistant Coach	*17-12	7-9	(6th)	ACC
1992-93	Wake Forest	Assistant Coach	*21-9	10-6	(3rd)	ACC
1993-94	Ball State	Assistant Coach	16-12	11-7	(4th)	MAC
1994-95	Minnesota	Assistant Coach	*19-12	10-8	(T5th)	Big Ten
1995-96	Minnesota	Assistant Coach	#19-13	10-8	(T5th)	Big Ten
1996-97	Minnesota	Assistant Coach	*31-4	16-2	(1st)	Big Ten
1997-98	Furman	Head Coach	9-20	5-9	(4th)	Southern
1998-99	Furman	Head Coach	12-16	5-11	(5th)	Southern
1999-00	Furman	Head Coach	14-18	5-10	(6th)	Southern
2000-01	Furman	Head Coach	10-16	5-11	(6th)	Southern
2001-02	Furman	Head Coach	17-14	7-9	(5th)	Southern
2002-03	Furman	Head Coach	14-17	8-8	(3rd)	Southern
2003-04	Furman	Head Coach	11-8	3-5		

* NCAA Tournament
 # National Invitation Tournament

COLLEGIATE HEAD COACHING RECORD

Furman — 87-109, 7th Year (.444); vs. SoCon — 38-63 (.370)

**2004 Southern Conference
Men's Basketball Championship
North Charleston Coliseum, North Charleston, S.C.
March 3-6, 2004**



#4 seed South

Session 1, Game 1
March 3, noon
#5 seed North

Session 3, Game 5
March 4, noon
#1 seed North

#2 seed South

Session 3, Game 6
March 4, 30 minutes after
Game 5

#3 seed North

Session 1, Game 2
March 3, 30 minutes
after Game 1
#6 seed South

#4 seed North

Session 2, Game 3
March 3, 6:00 p.m.
#5 seed South

Session 4, Game 7
March 4, 6:00 p.m.
#1 seed South

#2 seed North

Session 4, Game 8
March 4, 30 minutes
after Game 7

#3 seed South

Session 2, Game 4
March 3, 30 minutes
after Game 3
#6 seed North

Session 5, Game 9
March 5, 6:00 p.m.
LIVE ON CSS

CHAMPIONSHIP GAME
Session 6, Game 11
March 6, 1:00 p.m.
LIVE ON ESPN

Session 5, Game 10
March 5, 30 minutes after
Game 9
LIVE ON CSS

**2003-04 FURMAN PALADINS BASKETBALL
SEASON BOX SCORE
ALL GAMES**

RECORD:	OVERALL	HOME	AWAY	NEUTRAL
ALL GAMES.....	(11-8)	(8-3)	(3-5)	(0-0)
CONFERENCE.....	(3-5)	(2-3)	(1-2)	(0-0)
NON-CONFERENCE.....	(8-3)	(6-0)	(2-3)	(0-0)

DATE	TIME	OPPONENT	SCORE	ATTEND	HIGH POINTS	HIGH REBOUNDS
11/22/03	7:00 p.m.	at James Madison	72-78	L 3784	(32)NDOYE, Maleye	(7)POJATINA, Marijan
11/24/03	7:00 p.m.	SOUTHERN WESLEYAN	W 77-53	1032	(17)WEBB, Eric	(9)SANDERS, Nick
11/26/03	7:00 p.m.	GREENSBORO COLLEGE	W 74-49	1053	(16)PROWELL, Quan	(7)NDOYE, Maleye (7)BOSTAIN, Robby
11/30/03	1:00 p.m.	at Minnesota	84-91	LOT 11850	(32)NDOYE, Maleye	(9)NDOYE, Maleye
12/03/03	7:35 p.m.	* at UNCG	65-73	L 1090	(22)PROWELL, Quan	(7)PROWELL, Quan
12/06/03	1:05 p.m.	at UNI	W 64-55	1282	(18)BOSTAIN, Robby	(11)SANDERS, Nick
12/14/03	2:00 p.m.	at UNC Asheville	W 60-56	750	(11)WEBB, Eric (11)BOSTAIN, Robby (11)CARTER, Tony	(8)NDOYE, Maleye (8)PROWELL, Quan
12/17/03	8:00 p.m.	at Ohio State	68-70	L 12248	(20)WEBB, Eric	(7)NDOYE, Maleye
12/20/03	2:30 p.m.	HIGH POINT	W 98-87	1259	(27)NDOYE, Maleye	(8)BOSTAIN, Robby
12/29/03	8:00 p.m.	BETHUNE-COOKMAN	W 62-49	1142	(14)PROWELL, Quan	(9)CARTER, Tony
12/30/03	7:45 p.m.	LIPSCOMB	W 92-56	1622	(18)PROWELL, Quan	(6)BOSTAIN, Robby
01/05/04	7:00 p.m.	* EAST TENNESSEE STATE	68-69	L 2261	(12)CARTER, Tony	(11)SANDERS, Nick
01/10/04	6:15 p.m.	* at Coll of Charleston	65-70	L 3468	(13)BOSTAIN, Robby	(9)SANDERS, Nick
01/13/04	7:00 p.m.	ERSKINE	W 89-51	1813	(16)PROWELL, Quan	(9)PROWELL, Quan
01/17/04	12:00 p.m.	* GEORGIA SOUTHERN	67-71	L 2121	(15)NDOYE, Maleye	(6)BOSTAIN, Robby
1/19/04	7:00 p.m.	* at The Citadel	W 76-61	1190	(27)NDOYE, Maleye	(11)SANDERS, Nick
01/24/04	1:00 p.m.	* WOFFORD	W 91-55	2564	(28)NDOYE, Maleye	(6)NDOYE, Maleye
01/26/04	7:00 p.m.	* CHATTANOOGA	68-77	L 1413	(11)WEBB, Eric	(9)SANDERS, Nick
01/31/04	4:00 p.m.	* APPALACHIAN STATE	W 85-74	2582	(20)CARTER, Tony	(9)DIAGNE, Moussa

* Conference game

ATTENDANCE SUMMARY	GAMES	TOTALS	AVG/GAME
HOME.....	11	18862	1715
AWAY.....	8	35662	4458
NEUTRAL.....	0	0	0
TOTAL.....	19	54524	2870

##	Player	GP-GS	Min--Avg	---TOTAL---			---3-PTS---			---REBOUNDS---															
				FG-FGA	Pct	3FG-FGA	Pct	FT-FTA	Pct	Off	Def	Tot	Avg	PF	FO	A	TO	Blk	Stl	Pts	Avg				
05	NDOYE, Maleye.....	19-19	567 29.8	99-208	.476	30-73	.411	48-60	.800	21	74	95	5.0	38	1	23	33	10	17	276	14.5				
32	PROWELL, Quan.....	16-1	361 22.6	67-119	.563	10-25	.400	28-38	.737	23	54	77	4.8	51	2	10	28	17	15	172	10.8				
04	BOSTAIN, Robby.....	19-19	462 24.3	64-170	.376	10-52	.192	64-81	.790	31	56	87	4.6	20	0	53	34	1	30	202	10.6				
03	CARTER, Tony.....	19-19	560 29.5	61-133	.459	25-64	.391	40-73	.548	19	55	74	3.9	33	2	70	50	0	38	187	9.8				
13	WEBB, Eric.....	19-0	467 24.6	56-135	.415	38-99	.384	31-39	.795	13	35	48	2.5	27	0	58	59	0	20	181	9.5				
01	DIAGNE, Moussa.....	12-0	234 19.5	38-78	.487	1-9	.111	16-22	.727	22	26	48	4.0	32	0	6	19	6	11	93	7.8				
41	SANDERS, Nick.....	19-19	540 28.4	47-95	.495	8-22	.364	30-43	.698	38	79	117	6.2	51	2	44	24	4	22	132	6.9				
21	EARLE, Ben.....	14-0	179 12.8	23-51	.451	12-33	.364	4-10	.400	5	13	18	1.3	15	0	5	13	1	7	62	4.4				
10	POJATINA, Marijan..	18-18	266 14.8	28-69	.406	0-1	.000	14-29	.483	21	39	60	3.3	45	1	17	24	29	2	70	3.9				
24	CARSON, Ryan.....	8-0	34 4.3	5-13	.385	2-10	.200	4-4	1.000	0	3	3	0.4	3	0	4	3	0	3	16	2.0				
22	PUNCH, Gerad.....	14-0	89 6.4	6-18	.333	2-11	.182	7-10	.700	6	17	23	1.6	8	0	7	5	0	7	21	1.5				
43	VAN DE LAAR, Julius	4-0	16 4.0	2-2	1.000	0-0	.000	1-2	.500	2	2	4	1.0	1	0	3	2	0	2	5	1.3				
45	PRICE, Cedrick.....	11-0	40 3.6	4-12	.333	0-0	.000	0-0	.000	0	7	7	0.6	4	0	1	3	0	1	8	0.7				
15	SPERRY, Daniel.....	4-0	10 2.5	0-2	.000	0-0	.000	0-2	.000	1	0	1	0.3	3	0	0	1	0	1	0	0.0				
TEAM.....										23	39	62	3.3	0							4				

Total.....	19	3825	500-1105	.452	138-399	.346	287-413	.695	225	499	724	38.1	331	8	301	302	68	176	1425	75.0
Opponents.....	19	3825	457-1096	.417	108-350	.309	223-342	.652	207	453	660	34.7	379	-	214	329	38	172	1245	65.5

DEADBALL REBOUNDS:	OFF	DEF	TOTAL
Furman.....	51	1	52
Opponents.....	53	0	53

2003-04 FURMAN PALADINS BASKETBALL
FURMAN TEAM GAME-BY-GAME
ALL GAMES

Opponent	Date	Score	W/L	---TOTAL---		--3-PTRS--		FT-FTA		Pct		---REBOUNDS---				PF		A		TO		Blk		Stl		Pts---Avg	
				FG-FGA	Pct	3FG-FGA	Pct	Off	Def	Tot	Avg	PF	A	TO	Blk	Stl	Pts	Avg									
at James Madison	11/22/03	72-78	L	21-62	.339	9-29	.310	21-28	.750	15	21	36	36.0	17	10	15	3	10	72	72.0							
SOUTHERN WESLEYAN	11/24/03	77-53	W	27-60	.450	7-23	.304	16-26	.615	15	30	45	40.5	17	18	24	5	12	77	74.5							
GREENSBORO COLLEGE	11/26/03	74-49	W	25-67	.373	9-22	.409	15-22	.682	19	22	41	40.7	13	19	15	5	17	74	74.3							
at Minnesota	11/30/03	84-91	Lot	35-66	.530	4-19	.211	10-16	.625	9	24	33	38.8	24	20	12	4	11	84	76.8							
at UNC-Greensboro	12/03/03	65-73	L	26-57	.456	6-20	.300	7-11	.636	8	22	30	37.0	13	14	14	3	5	65	74.4							
at Northern Iowa	12/06/03	64-55	W	24-57	.421	2-13	.154	14-24	.583	9	34	43	38.0	22	15	8	2	9	64	72.7							
at UNC Asheville	12/14/03	60-56	W	21-64	.328	7-30	.233	11-19	.579	15	24	39	38.1	11	10	11	3	8	60	70.9							
at Ohio State	12/17/03	68-70	L	24-49	.490	12-22	.545	8-11	.727	4	24	28	36.9	20	15	16	2	5	68	70.5							
HIGH POINT	12/20/03	98-87	W	29-53	.547	11-24	.458	29-36	.806	9	26	35	36.7	22	15	22	1	8	98	73.6							
BETHUNE-COOKMAN	12/29/03	62-49	W	20-51	.392	4-16	.250	18-24	.750	12	27	39	36.9	10	11	17	3	5	62	72.4							
LIPSCOMB	12/30/03	92-56	W	33-54	.611	13-23	.565	13-19	.684	8	33	41	37.3	17	25	18	6	10	92	74.2							
EAST TENNESSEE STATE	01/05/04	68-69	L	25-58	.431	5-18	.278	13-17	.765	12	26	38	37.3	15	15	22	4	9	68	73.7							
at Coll of Charleston	01/10/04	65-70	L	24-62	.387	2-12	.167	15-18	.833	15	21	36	37.2	25	12	13	3	9	65	73.0							
ERSKINE	01/13/04	89-51	W	32-59	.542	9-23	.391	16-25	.640	12	32	44	37.7	20	18	12	7	11	89	74.1							
GEORGIA SOUTHERN	01/17/04	67-71	L	28-57	.491	4-15	.267	7-12	.583	8	25	33	37.4	13	15	18	4	7	67	73.7							
at The Citadel	01/19/04	76-61	W	25-52	.481	8-22	.364	18-30	.600	10	26	36	37.3	16	13	12	3	14	76	73.8							
WOFFORD	01/24/04	91-55	W	32-58	.552	9-17	.529	18-27	.667	12	25	37	37.3	23	9	25	4	4	91	74.8							
APPALACHIAN STATE	01/31/04	85-74	W	26-52	.500	9-20	.450	24-30	.800	13	29	42	38.1	18	17	23	4	6	85	75.0							
Furman				1425	500-1105	.452	138-399	.346	287-413	.695	225	499	724	38.1	331	301	302	68	176	1425	75.0						
Opponents				1245	457-1096	.417	108-350	.309	223-342	.652	207	453	660	34.7	379	214	329	38	172	1245	65.5						

2003-04 FURMAN PALADINS BASKETBALL
OPPONENT GAME-BY-GAME
ALL GAMES

Opponent	Date	Score	W/L	---TOTAL---		--3-PTRS--		FT-FTA		Pct		---REBOUNDS---				PF		A		TO		Blk		Stl		Pts---Avg	
				FG-FGA	Pct	3FG-FGA	Pct	Off	Def	Tot	Avg	PF	A	TO	Blk	Stl	Pts	Avg									
at James Madison	11/22/03	72-78	L	31-57	.544	7-13	.538	9-16	.563	7	29	36	36.0	21	14	20	4	6	78	78.0							
SOUTHERN WESLEYAN	11/24/03	77-53	W	20-63	.317	2-14	.143	11-20	.550	15	21	36	36.0	20	9	25	1	15	53	65.5							
GREENSBORO COLLEGE	11/26/03	74-49	W	15-42	.357	7-15	.467	12-15	.800	7	26	33	35.0	19	9	29	2	8	49	60.0							
at Minnesota	11/30/03	84-91	Lot	30-59	.508	8-16	.500	23-33	.697	13	26	39	36.0	18	18	16	3	8	91	67.8							
at UNC-Greensboro	12/03/03	65-73	L	27-59	.458	6-19	.316	13-18	.722	12	26	38	36.4	18	10	14	1	10	73	68.8							
at Northern Iowa	12/06/03	64-55	W	18-61	.295	4-31	.129	15-22	.682	13	29	42	37.3	22	7	12	1	4	55	66.5							
at UNC Asheville	12/14/03	60-56	W	23-53	.434	4-16	.250	6-10	.600	9	31	40	37.7	15	13	19	4	5	56	65.0							
at Ohio State	12/17/03	68-70	L	27-57	.474	2-11	.182	14-21	.667	11	23	34	37.2	15	11	10	1	9	70	65.6							
HIGH POINT	12/20/03	98-87	W	31-66	.470	5-15	.333	20-27	.741	14	19	33	36.8	29	13	17	2	17	87	68.0							
BETHUNE-COOKMAN	12/29/03	62-49	W	19-58	.328	7-23	.304	4-6	.667	12	23	35	36.6	18	9	18	1	11	49	66.1							
LIPSCOMB	12/30/03	92-56	W	20-62	.323	4-20	.200	12-21	.571	12	16	28	35.8	18	11	13	1	9	56	65.2							
EAST TENNESSEE STATE	01/05/04	68-69	L	27-64	.422	6-14	.429	9-15	.600	13	24	37	35.9	21	13	18	2	13	69	65.5							
at Coll of Charleston	01/10/04	65-70	L	20-43	.465	9-22	.409	21-32	.656	9	25	34	35.8	19	11	19	5	9	70	65.8							
ERSKINE	01/13/04	89-51	W	19-52	.365	8-20	.400	5-15	.333	7	20	27	35.1	21	8	18	1	5	51	64.8							
at The Citadel	01/19/04	76-61	W	21-54	.389	8-22	.364	11-15	.733	10	24	34	35.1	24	11	19	1	6	61	64.9							
WOFFORD	01/19/04	91-55	W	21-45	.467	5-19	.263	8-19	.421	8	20	28	34.6	20	9	25	4	4	55	64.4							
CHATTAHOOGA	01/26/04	68-77	L	29-66	.439	5-16	.313	14-16	.875	11	28	39	34.9	17	11	9	3	12	77	65.1							
APPALACHIAN STATE	01/31/04	85-74	W	31-72	.431	4-21	.190	8-10	.800	13	19	32	34.7	24	8	15	1	13	74	65.5							
Opponents				1245	457-1096	.417	108-350	.309	223-342	.652	207	453	660	34.7	379	214	329	38	172	1245	65.5						
Furman				1425	500-1105	.452	138-399	.346	287-413	.695	225	499	724	38.1	331	301	302	68	176	1425	75.0						

**2003-04 FURMAN PALADINS BASKETBALL
FURMAN HIGH/LOW ANALYSIS
ALL GAMES**

FURMAN - GAME HIGHS

POINTS.....	98	vs High Point (12/20/03)
FIELD GOALS MADE.....	35	at Minnesota (11/30/03)
FIELD GOAL ATTEMPTS.....	67	vs Chattanooga (01/26/04)
	67	vs Greensboro College (11/26/03)
FIELD GOAL PERCENTAGE.....	.611 (33-54)	vs Lipscomb (12/30/03)
3 PT FIELD GOALS MADE.....	13	vs Lipscomb (12/30/03)
3 PT FG ATTEMPTS.....	31	vs Chattanooga (01/26/04)
3 PT FG PERCENTAGE.....	.565 (13-23)	vs Lipscomb (12/30/03)
FREE THROWS MADE.....	29	vs High Point (12/20/03)
FREE THROW ATTEMPTS.....	36	vs High Point (12/20/03)
FREE THROW PERCENTAGE.....	.833 (15-18)	at Coll of Charleston (01/10/04)
REBOUNDS.....	48	vs Chattanooga (01/26/04)
ASSISTS.....	25	vs Lipscomb (12/30/03)
STEALS.....	17	vs Greensboro College (11/26/03)
BLOCKED SHOTS.....	7	vs Erskine (01/13/04)
TURNOVERS.....	24	vs Southern Wesleyan (11/24/03)
FOULS.....	25	at Coll of Charleston (01/10/04)

FURMAN - GAME LOWS

POINTS.....	60	at UNC Asheville (12/14/03)
FIELD GOALS MADE.....	20	vs Bethune-Cookman (12/29/03)
FIELD GOAL ATTEMPTS.....	49	at Ohio State (12/17/03)
FIELD GOAL PERCENTAGE.....	.328 (21-64)	at UNC Asheville (12/14/03)
3 PT FIELD GOALS MADE.....	2	at Northern Iowa (12/06/03)
	2	at Coll of Charleston (01/10/04)
3 PT FG ATTEMPTS.....	12	at Coll of Charleston (01/10/04)
3 PT FG PERCENTAGE.....	.154 (2-13)	at Northern Iowa (12/06/03)
FREE THROWS MADE.....	7	at UNC-Greensboro (12/03/03)
	7	vs Georgia Southern (01/17/04)
FREE THROW ATTEMPTS.....	11	at UNC-Greensboro (12/03/03)
	11	at Ohio State (12/17/03)
FREE THROW PERCENTAGE.....	.579 (11-19)	at UNC Asheville (12/14/03)
REBOUNDS.....	28	at Ohio State (12/17/03)
ASSISTS.....	10	at James Madison (11/22/03)
	10	at UNC Asheville (12/14/03)
STEALS.....	4	vs Chattanooga (01/26/04)
BLOCKED SHOTS.....	1	vs High Point (12/20/03)
	1	vs Wofford (01/24/04)
TURNOVERS.....	8	at Northern Iowa (12/06/03)
FOULS.....	10	vs Bethune-Cookman (12/29/03)

FURMAN - INDIVIDUAL GAME HIGHS

POINTS.....	32	NDOYE, Maleye at Minnesota (11/30/03)
	32	NDOYE, Maleye at James Madison (11/22/03)
FIELD GOALS MADE.....	14	NDOYE, Maleye at Minnesota (11/30/03)
FIELD GOAL ATT.....	21	NDOYE, Maleye at Minnesota (11/30/03)
FG PCT (min 5 made).....	.900 (9-10)	PROWELL, Quan at UNC-Greensboro (12/03/03)
3 PT FG MADE.....	6	NDOYE, Maleye at The Citadel (01/19/04)
	6	WEBB, Eric at Ohio State (12/17/03)
3 PT FG ATTEMPTS.....	10	WEBB, Eric at UNC Asheville (12/14/03)
3-PT FG PCT (min 3 made)....	1.000 (3-3)	CARTER, Tony vs Wofford (01/24/04)
FREE THROWS MADE.....	14	NDOYE, Maleye at James Madison (11/22/03)
FREE THROW ATT.....	18	NDOYE, Maleye at James Madison (11/22/03)
FT PCT (min 6 made).....	1.000 (6-6)	SANDERS, Nick vs East Tennessee State (01/05/04)
	1.000 (6-6)	PROWELL, Quan vs Bethune-Cookman (12/29/03)
REBOUNDS.....	11	SANDERS, Nick at The Citadel (01/19/04)
	11	SANDERS, Nick vs East Tennessee State (01/05/04)
	11	SANDERS, Nick at Northern Iowa (12/06/03)
ASSISTS.....	9	WEBB, Eric vs Lipscomb (12/30/03)
	9	CARTER, Tony at Minnesota (11/30/03)
STEALS.....	5	CARTER, Tony at Minnesota (11/30/03)
BLOCKED SHOTS.....	5	PROWELL, Quan vs Erskine (01/13/04)
TURNOVERS.....	7	CARTER, Tony vs East Tennessee State (01/05/04)

2003-04 FURMAN PALADINS BASKETBALL
FURMAN HIGH/LOW ANALYSIS
ALL GAMES

OPPONENT - GAME HIGHS

POINTS.....	91	at Minnesota (11/30/03)
FIELD GOALS MADE.....	31	vs Appalachian State (01/31/04)
	31	vs High Point (12/20/03)
	31	at James Madison (11/22/03)
FIELD GOAL ATTEMPTS.....	72	vs Appalachian State (01/31/04)
FIELD GOAL PERCENTAGE.....	.544 (31-57)	at James Madison (11/22/03)
3 PT FIELD GOALS MADE.....	9	at Coll of Charleston (01/10/04)
3 PT FG ATTEMPTS.....	31	at Northern Iowa (12/06/03)
3 PT FG PERCENTAGE.....	.538 (7-13)	at James Madison (11/22/03)
FREE THROWS MADE.....	23	at Minnesota (11/30/03)
FREE THROW ATTEMPTS.....	33	at Minnesota (11/30/03)
FREE THROW PERCENTAGE.....	.875 (14-16)	vs Chattanooga (01/26/04)
REBOUNDS.....	42	at Northern Iowa (12/06/03)
ASSISTS.....	19	vs Georgia Southern (01/17/04)
STEALS.....	17	vs High Point (12/20/03)
BLOCKED SHOTS.....	5	at Coll of Charleston (01/10/04)
TURNOVERS.....	29	vs Greensboro College (11/26/03)
FOULS.....	29	vs High Point (12/20/03)

OPPONENT - GAME LOWS

POINTS.....	49	vs Greensboro College (11/26/03)
	49	vs Bethune-Cookman (12/29/03)
FIELD GOALS MADE.....	15	vs Greensboro College (11/26/03)
FIELD GOAL ATTEMPTS.....	42	vs Greensboro College (11/26/03)
FIELD GOAL PERCENTAGE.....	.295 (18-61)	at Northern Iowa (12/06/03)
3 PT FIELD GOALS MADE.....	2	vs Southern Wesleyan (11/24/03)
	2	at Ohio State (12/17/03)
3 PT FG ATTEMPTS.....	11	at Ohio State (12/17/03)
3 PT FG PERCENTAGE.....	.129 (4-31)	at Northern Iowa (12/06/03)
FREE THROWS MADE.....	4	vs Bethune-Cookman (12/29/03)
FREE THROW ATTEMPTS.....	6	vs Bethune-Cookman (12/29/03)
FREE THROW PERCENTAGE.....	.333 (5-15)	vs Erskine (01/13/04)
REBOUNDS.....	27	vs Erskine (01/13/04)
ASSISTS.....	7	at Northern Iowa (12/06/03)
STEALS.....	4	at Northern Iowa (12/06/03)
	4	vs Wofford (01/24/04)
BLOCKED SHOTS.....	0	vs Georgia Southern (01/17/04)
TURNOVERS.....	9	vs Chattanooga (01/26/04)
FOULS.....	15	at UNC Asheville (12/14/03)
	15	at Ohio State (12/17/03)


OPPONENT - INDIVIDUAL GAME HIGHS

POINTS.....	32	JOHNSON, Ben, Minnesota (11/30/03)
FIELD GOALS MADE.....	12	JOHNSON, Ben, Minnesota (11/30/03)
FIELD GOAL ATT.....	19	JOHNSON, Ben, Minnesota (11/30/03)
FG PCT (min 5 made).....	.875 (7-8)	HUMPHRIES, Kris, Minnesota (11/30/03)
3 PT FG MADE.....	4	BARBOSA, Ray, James Madison (11/22/03)
	4	WILLIAMS, Jason, Greensboro College (11/26/03)
	4	BOONE, Adam, Minnesota (11/30/03)
	4	BRISTOW, Ray, UNC Greensboro (12/03/03)
	4	MOBLEY, Thomas, College of Charleston (1/10/04)
	4	GIBSON, Kordel, Georgia Southern (1/17/04)
	4	WILSON, Erick, The Citadel (1/19/04)
3 PT FG ATTEMPTS.....	8	MOBLEY, Thomas, College of Charleston (1/10/04)
	8	NESBITT, Elton, Georgia Southern (1/17/04)
	8	TERRY, Dante, The Citadel (1/19/04)
3-PT FG PCT (min 4 made).....	.800 (4-5)	BARBOSA, Ray, James Madison (11/22/03)
	(4-5)	BRISTOW, Ray, UNC Greensboro (12/03/03)
FREE THROWS MADE.....	11	HUMPHRIES, Kris, Minnesota (11/30/03)
	11	ECHENIQUE, Jerry, High Point (12/20/03)
FREE THROW ATT.....	16	HUMPHRIES, Kris, Minnesota (11/30/03)
FT PCT (min 5 made).....	1.000 (6-6)	JOHNSON, Ben, Minnesota (11/30/03)
REBOUNDS.....	11	SCHNEIDERMAN, Matt, Northern Iowa (12/06/03)
	11	FIELDS, Jerald, East Tennessee State (01/05/04)
ASSISTS.....	7	WILLIAMS, Chris, James Madison (11/22/03)
STEALS.....	5	GATHINGS, Danny, High Point (12/20/03)
		THOMPSON, D.J., Appalachian State (1/31/04)
BLOCKED SHOTS.....	3	BENTON, Mike, College of Charleston (01/10/04)
TURNOVERS.....	7	MARSHALL, Brot, Southern Wesleyan (11/24/03)

I Moussa Diagne

Forward, 6-8, 210, Freshman

Thies, Senegal ▲ Mount Olive (Ga.) Preparatory School



2003-04 SEASON SUMMARY

Opponent	Date	GS	Min	----TOTAL----		-----3-PTS-----		FT-FTA	.Pct	----REBOUNDS----						Pts.	Avg				
				FG-FGA	.Pct	3PFG-FGA	.Pct			Off	Def	Tot	Avg	PF	FO			A	TO	Blk	Stl
@ Ohio State	12-17-03		26	2-6	.333	0-1	.000	1-2	.500	0	2	2	2.0	2	0	2	3	1	1	5	5.0
HIGH POINT	12-20-03		10	0-1	.000	0-1	.000	0-0	.000	0	1	1	1.5	4	0	0	1	0	0	0	2.5
BETHUNE-COOKMAN	12-29-03		18	2-4	.500	0-0	.000	2-4	.500	2	1	3	2.0	4	0	1	2	0	1	6	3.7
LIPSCOMB	12-30-03		18	5-7	.714	1-2	.500	1-1	1.000	2	3	5	2.8	2	0	0	0	1	1	12	5.8
EAST TENNESSEE STATE	1-05-04		14	3-6	.500	0-0	.000	0-0	.000	1	0	1	2.4	4	0	0	2	2	0	6	5.8
@ College of Charleston	1-10-04		22	6-14	.429	0-1	.000	0-0	.000	3	2	5	2.8	4	0	0	1	0	2	12	6.8
ERSKINE	1-13-04		18	5-	.714	0-2	.000	3-3	1.000	2	2	4	3.0	2	0	1	2	0	1	13	7.7
GA. SOUTHERN	1-17-04		20	5-10	.500	0-0	.000	0-0	.000	3	2	5	3.3	3	0	0	1	1	0	10	8.0
@ The Citadel	1-19-04		25	5-8	.625	0-0	.000	0-2	.000	2	2	4	3.3	1	0	0	1	0	3	10	8.2
WOFFORD	1-24-04		21	2-5	.400	0-1	.000	2-2	1.000	1	4	5	3.5	3	0	0	2	0	2	6	8.0
CHATTANOOGA	1-26-04		18	1-6	.167	0-1	.000	2-2	1.000	2	2	4	3.5	2	0	1	0	0	0	4	7.6
APPALACHIAN STATE	1-31-04		24	2-4	.500	0-0	.000	5-6	.833	4	5	9	4.0	1	0	1	4	1	0	9	7.8
Totals		0	234	38-78	.487	1-9	.111	16-22	.727	22	26	48	4.0	32	0	6	19	6	11	93	7.8

#01 MOUSSA DIAGNE'S SUPERLATIVES/CAREER STATISTICS


CATEGORY	SEASON
Points:	13 vs. Erskine (1-13)
Field Goals Made:	6 vs. College of Charleston (1-10)
Field Goals Attempted:	14 vs. College of Charleston (1-10)
3-Point Field Goals Made:	1 vs. Lipscomb (12-30)
3-Point Field Goals Attempted: ..	2 vs. Lipscomb (12-30), vs. Erskine (1-13)
Free Throws Made:	5 vs. Appalachian State (1-31)
Free Throws Attempted:	6 vs. Appalachian State (1-31)
Rebounds:	9 vs. Appalachian State (1-31)
Assists:	2 vs. Ohio State (12-17)
Blocks:	2 vs. East Tennessee State (1-5)
Steals:	3 vs. The Citadel (1-19)
Minutes:	26 vs. Ohio State (12-17)

YEAR	GP-GS	MP-AVG	FGM-FGA	PCT	3P-3PA	PCT	FTM-FTA	PCT	REB-AVG	PF-D	A	TO	BK	ST	PTS	AVG
2003-04	12-0	234-19.5	38-78	.487	1-9	.111	16-22	.727	48-4.0	32-0	6	19	6	11	93	7.8

3 Tony Carter

Guard, 6-0, 170, Sophomore

Burlington, North Carolina ▲ Williams High School



2003-04 SEASON SUMMARY

Opponent	Date	GS	Min	----TOTAL----		-----3-PTS-----		FT-FTA		----REBOUNDS----					A	TO	Blk	Stl	Pts.	Avg		
				FG-FGA	.Pct	3PFG-FGA	.Pct	Pct	Off	Def	Tot	Avg	PF	FO								
@ James Madison	11-22-03	*	39	4-8	.500	2-5	.400	2-2	1.000	2	1	3	3.0	3	0	4	2	0	3	12	12.0	
SO. WESLEYAN	11-24-03	*	25	2-4	.500	1-3	.333	2-5	.400	0	3	3	3.0	0	0	5	6	0	3	7	9.5	
GREENSBORO COLLEGE	11-26-03	*	21	2-7	.286	1-4	.250	3-8	.375	0	0	0	2.0	1	0	2	3	0	2	8	9.0	
@ Minnesota	11-30-03	*	38	4-9	.444	0-3	.000	0-2	.000	0	3	3	2.3	0	0	9	1	0	5	8	8.8	
@ UNC Greensboro	12-03-03	*	34	2-6	.333	0-2	.000	1-2	.500	0	3	3	2.4	1	0	4	1	0	0	5	8.0	
@ Northern Iowa	12-06-03	*	13	0-3	.000	0-1	.000	2-5	.400	1	3	4	2.7	5	1	2	2	0	1	2	7.0	
@ UNC Asheville	12-14-03	*	31	3-10	.300	1-6	.167	4-8	.500	3	3	6	2.7	0	0	3	3	0	1	11	7.6	
@ Ohio State	12-17-03	*	32	3-4	.750	2-3	.667	2-2	1.000	0	2	2	2.6	4	0	6	3	0	0	10	7.9	
HIGH POINT	12-20-03	*	24	7-10	.700	2-5	.400	2-3	.667	2	2	4	2.8	0	0	2	2	0	0	18	9.0	
BETHUNE-COOKMAN	12-29-03	*	32	3-9	.333	3-5	.600	2-2	1.000	3	6	9	3.4	2	0	3	0	0	2	11	9.2	
LIPSCOMB	12-30-03	*	32	0-3	.000	0-2	.000	1-2	.500	0	4	4	3.5	1	0	6	3	0	1	1	8.5	
EAST TENNESSEE STATE	1-05-04	*	33	4-9	.444	2-3	.667	2-3	.667	1	5	6	3.9	1	0	3	7	0	4	12	8.8	
@ College of Charleston	1-10-04	*	36	2-6	.333	2-4	.500	3-6	.500	1	3	4	3.9	5	1	1	4	0	1	9	8.8	
ERSKINE	1-13-04	*	24	2-6	.333	1-3	.333	0-0	.000	0	1	1	3.7	1	0	3	1	0	2	5	8.5	
GA. SOUTHERN	1-17-04	*	29	5-7	.714	0-1	.000	3-7	.429	1	4	5	3.8	3	0	3	4	0	4	13	8.8	
@ The Citadel	1-19-04	*	32	5-8	.625	1-2	.500	4-5	.800	2	5	7	4.0	0	0	2	1	0	3	15	9.2	
WOFFORD	1-24-04	*	26	3-5	.600	3-3	1.000	1-3	.333	0	2	2	3.9	2	0	6	0	0	4	10	9.2	
CHATTANOOGA	1-26-04	*	26	4-7	.571	2-4	.500	0-0	.000	2	5	7	4.1	2	0	2	4	0	1	10	9.3	
APPALACHIAN STATE	1-31-04	*	33	6-12	.500	2-5	.400	6-8	.750	1	0	1	3.9	2	0	4	3	0	1	20	9.8	
Totals			19	560	61-133	.459	25-64	.391	40-73	.548	19	55	74	3.9	33	2	70	50	0	38	187	9.8

#03 TONY CARTER'S SUPERLATIVES/CAREER STATISTICS


CATEGORY	SEASON	CAREER
Points:	20 vs. Appalachian State (1-31)	20 vs. Western Carolina (1-13-03), vs. Appalachian State (1-31-04)
Field Goals Made:	7 vs. High Point (12-20)	7 vs. High Point (12-20-03)
Field Goals Attempted:	12 vs. Appalachian State (1-31)	12 vs. Appalachian State (1-31-04)
3-Point Field Goals Made:	3 vs. Bethune-Cookman (12-29)	3 vs. three opponents
3-Point Field Goals Attempted:	6 vs. UNC Asheville (12-14)	6 vs. three opponents
Free Throws Made:	6 vs. Appalachian State (1-31)	9 vs. Western Carolina (1-13-03)
Free Throws Attempted:	8 vs. three opponents	11 vs. Western Carolina (1-13-03)
Rebounds:	9 vs. Bethune-Cookman (12-29)	9 vs. Bethune-Cookman (12-29)
Assists:	9 vs. Minnesota (11-30)	9 vs. Minnesota (11-30-03)
Blocks:	None	1 vs. Chattanooga (12-16-02), vs. New Hampshire (12-28-02)
Steals:	5 vs. Minnesota (11-30)	5 vs. Minnesota (11-30)
Minutes:	39 vs. James Madison (11-22)	39 vs. James Madison (11-22-03)

YEAR	GP-GS	MP-AVG	FGM-FGA	PCT	3P-3PA	PCT	FTM-FTA	PCT	REB-AVG	PF-D	A	TO	BK	ST	PTS	AVG
2002-03	31-18	739-23.8	52-158	.329	23-81	.284	29-43	.674	95-3.1	45-0	52	37	2	35	156	5.0
2003-04	19-19	560-29.5	61-133	.459	25-64	.391	40-73	.548	74-3.9	33-2	70	50	0	38	187	9.8
Totals	50-37	1299-26.0	113-291	.388	48-145	.331	69-116	.595	169-3.4	78-2	122	87	2	73	343	6.9

4 Robby Bostain

Guard/Forward, 6-3, 185, R-Freshman

Duluth, Georgia ▲ Brookwood High School



2003-04 SEASON SUMMARY

Opponent	Date	GS	Min	----TOTAL----		-----3-PTS-----		FT-FTA	.Pct	----REBOUNDS----				PF	FO	A	TO	Blk	Stl	Pts.	Avg	
				FG-FGA	.Pct	3PTG-FGA	.Pct			Off	Def	Tot	Avg									
@ James Madison	11-22-03	*	24	3-14	.214	2-8	.250	3-4	.750	1	4	5	5.0	1	0	4	3	0	3	11	11.0	
SO. WESLEYAN	11-24-03	*	28	5-12	.417	0-2	.000	2-3	.667	3	3	6	5.5	1	0	3	1	0	3	12	11.5	
GREENSBORO COLLEGE	11-26-03	*	23	1-6	.167	1-2	.500	1-2	.500	3	4	7	6.0	0	0	6	0	0	2	4	9.0	
@ Minnesota	11-30-03	*	21	2-6	.333	0-1	.000	1-2	.500	0	5	5	5.8	2	0	2	2	0	0	5	8.0	
@ UNC Greensboro	12-03-03	*	17	1-7	.143	0-2	.000	0-0	.000	1	3	4	5.4	0	0	3	2	0	1	2	6.8	
@ Northern Iowa	12-06-03	*	30	6-12	.500	0-2	.000	6-7	.857	2	2	4	5.2	0	0	0	0	0	1	18	8.7	
@ UNC Asheville	12-14-03	*	28	3-10	.300	1-3	.333	4-4	1.000	3	1	4	5.0	1	0	1	2	0	1	11	9.0	
@ Ohio State	12-17-03	*	17	4-8	.500	0-2	.000	1-2	.500	0	1	1	4.5	2	0	1	2	0	2	9	9.0	
HIGH POINT	12-20-03	*	32	4-10	.400	0-3	.000	13-16	.813	1	7	8	4.9	2	0	5	4	0	1	21	10.3	
BETHUNE-COOKMAN	12-29-03	*	20	3-7	.429	0-3	.000	1-2	.500	1	0	1	4.5	0	0	1	3	0	1	7	10.0	
LIPSCOMB	12-30-03	*	19	5-9	.556	3-4	.750	4-6	.667	3	3	6	4.6	1	0	4	0	0	0	17	10.6	
EAST TENNESSEE STATE	1-5-04	*	28	3-10	.300	1-4	.250	2-2	1.000	1	2	3	4.5	0	0	1	4	0	2	9	10.5	
@ College of Charleston	1-10-04	*	23	5-13	.385	0-3	.000	3-3	1.000	3	1	4	4.5	1	0	3	0	1	2	13	10.7	
ERSKINE	1-13-04	*	20	5-10	.500	0-2	.000	3-3	1.000	3	2	5	4.5	2	0	1	2	0	1	13	10.9	
GA. SOUTHERN	1-17-04	*	27	4-9	.444	1-4	.250	1-1	1.000	1	5	6	4.6	0	0	3	2	0	1	10	10.8	
@ The Citadel	1-19-04	*	25	2-5	.400	0-2	.000	2-4	.500	0	3	3	4.5	2	0	5	2	0	3	6	10.5	
WOFFORD	1-24-04	*	23	2-2	1.000	1-1	1.000	3-4	.750	2	3	5	4.5	1	0	4	1	0	1	8	10.4	
CHATTANOOGA	1-26-04	*	28	3-11	.273	0-4	.000	4-5	.800	3	2	5	4.6	2	0	2	1	0	2	10	10.3	
APPALACHIAN STATE	1-31-04	*	29	3-9	.333	0-0	.000	10-11	.909	0	5	5	4.6	2	0	4	3	0	3	16	10.6	
Totals			19	462	64-170	.376	10-52	.192	64-81	.790	31	56	87	4.6	20	0	53	34	1	30	202	10.6

#04 ROBBY BOSTAIN'S SUPERLATIVES/CAREER STATISTICS


CATEGORY	SEASON
Points:	21 vs. High Point (12-20)
Field Goals Made:	6 vs. Northern Iowa (12-6)
Field Goals Attempted:	14 vs. James Madison (11-22)
3-Point Field Goals Made:	3 vs. Lipscomb (12-30)
3-Point Field Goals Attempted: ..	8 vs. James Madison (11-22)
Free Throws Made:	13 vs. High Point (12-20)
Free Throws Attempted:	16 vs. High Point (12-20)
Rebounds:	8 vs. High Point (12-20)
Assists:	6 vs. Greensboro (11-26)
Blocks:	1 vs. College of Charleston (1-10)
Steals:	3 vs. four opponents
Minutes:	32 vs. High Point (12-20)

YEAR	GP-GS	MP-AVG	FGM-FGA	PCT	3P-3PA	PCT	FTM-FTA	PCT	REB-AVG	PF-D	A	TO	BK	ST	PTS	AVG
2003-04	19-19	462	64-170	.376	10-52	.192	64-81	.790	87-4.6	20-0	53	34	1	30	202	10.6

5 Maleye Ndoye

Forward, 6-8, 205, Senior

Dakar, Senegal ▲ Washington (Tenn.) Academy



2003-04 SEASON SUMMARY

Opponent	Date	GS	Min	----TOTAL----		-----3-PTS-----		FT-FTA		----REBOUNDS----		PF	FO	A	TO	Blk	Stl	Pts.	Avg			
				FG-FGA	.Pct	3PFG-FGA	.Pct		.Pct	Off	Def									Tot	Avg	
@ James Madison	11-22-03	*	35	8-16	.500	2-6	.333	14-18	.778	1	3	4	4.0	2	0	1	2	1	1	32	32.0	
SO. WESLEYAN	11-24-03	*	22	3-9	.333	1-2	.500	1-2	.500	0	2	2	3.0	3	0	0	4	1	1	8	20.0	
GREENSBORO COLLEGE	11-26-03	*	26	5-12	.417	2-5	.400	3-3	1.000	5	2	7	4.3	1	0	0	0	0	1	15	18.3	
@ Minnesota	11-30-03	*	38	14-21	.667	2-5	.400	2-3	.667	2	7	9	5.5	5	1	1	0	1	2	32	21.8	
@ UNC Greensboro	12-03-03	*	37	6-11	.545	2-3	.667	2-2	1.000	1	3	4	5.2	2	0	1	2	0	0	16	20.6	
@ Northern Iowa	12-06-03	*	28	1-5	.200	0-1	.000	0-0	.000	0	3	3	4.8	2	0	0	1	0	3	2	17.5	
@ UNC Asheville	12-14-03	*	37	4-15	.267	1-7	.143	0-0	.000	3	5	8	5.4	1	0	2	0	0	1	9	16.1	
@ Ohio State	12-17-03	*	26	3-8	.375	1-2	.500	4-4	1.000	1	6	7	5.6	3	0	0	4	0	0	11	15.5	
HIGH POINT	12-20-03	*	32	9-14	.643	4-6	.677	5-6	.833	2	5	7	5.8	0	0	2	2	0	3	27	16.8	
BETHUNE-COOKMAN	12-29-03	*	30	5-12	.417	1-3	.333	0-0	.000	0	6	6	5.8	0	0	1	4	0	0	11	16.2	
LIPSCOMB	12-30-03	*	24	2-5	.400	0-2	.000	3-5	.600	0	5	5	5.7	1	0	1	3	1	1	7	15.4	
EAST TENNESSEE STATE	1-05-04	*	34	5-12	.417	1-4	.250	0-0	.000	1	5	6	5.7	1	0	3	0	0	1	11	15.1	
@ College of Charleston	1-10-04	*	23	1-6	.167	0-0	.000	0-0	.000	0	0	0	5.2	3	0	0	3	2	0	2	14.1	
ERSKINE	1-13-04	*	21	1-6	.167	1-2	.500	0-0	.000	0	5	5	5.2	1	0	2	0	1	0	3	13.3	
GA. SOUTHERN	1-17-04	*	32	6-10	.600	1-3	.333	2-2	1.000	1	4	5	5.2	2	0	3	0	1	1	15	13.4	
@ The Citadel	1-19-04	*	31	9-13	.692	6-8	.750	3-4	.750	0	2	2	5.0	3	0	1	1	0	1	27	14.3	
WOFFORD	1-24-04	*	31	11-17	.647	2-3	.667	4-5	.800	2	4	6	5.1	1	0	2	1	1	1	28	15.1	
CHATTANOOGA	1-26-04	*	28	2-8	.250	1-6	.167	3-4	.750	2	0	2	4.9	4	0	0	1	1	0	8	14.7	
APPALACHIAN STATE	1-31-04	*	32	4-8	.500	2-5	.400	2-2	1.000	0	7	7	5.0	3	0	3	5	0	0	12	14.5	
Totals			19	567	99-208	.476	30-73	.411	48-60	.800	21	74	95	5.0	38	1	23	33	10	17	276	14.5

#05 MALEYE NDOYE'S SUPERLATIVES/CAREER STATISTICS

CATEGORY	SEASON	CAREER
Points:	32 vs. James Madison (11-22), vs. Minnesota (11-30)	32 vs. James Madison (11-22-03), vs. Minnesota (11-30-03)
Field Goals Made:	14 vs. Minnesota (11-30)	14 vs. Minnesota (11-30-03)
Field Goals Attempted:	21 vs. Minnesota (11-30)	21 vs. Minnesota (11-30-03)
3-Point Field Goals Made:	6 vs. The Citadel (1-19)	6 vs. The Citadel (1-19-04)
3-Point Field Goals Attempted:	8 vs. The Citadel (1-19)	8 vs. The Citadel (1-19-04)
Free Throws Made:	14 vs. James Madison (11-22)	14 vs. James Madison (11-22-03)
Free Throws Attempted:	18 vs. James Madison (11-22)	18 vs. James Madison (11-22-03)
Rebounds:	9 vs. Minnesota (11-30)	11 vs. Atlanta Christian (11-18-01), vs. St. Mary's (11-27-02)
Assists:	3 vs. East Tennessee State (1-5)	5 vs. UNC Asheville (12-4-01), vs. So. Wesleyan (11-24)
Blocks:	2 vs. College of Charleston (1-10)	2 vs. seven opponents
Steals:	3 vs. Northern Iowas (12-6)	4 vs. St. Mary's (11-27-02)
Minutes:	38 vs. Minnesota (11-30)	38 vs. Minnesota (11-30)

YEAR	GP-GS	MP-AVG	FGM-FGA	PCT	3P-3PA	PCT	FTM-FTA	PCT	REB-AVG	PF-D	A	TO	BK	ST	PTS	AVG
2000-01	26-6	387-14.9	39-81	.481	0-4	.000	12-21	.571	72-2.8	71-2	12	28	10	12	90	3.5
2001-02	30-4	507-16.9	79-163	.485	0-7	.000	24-36	.667	120-4.0	72-2	32	43	16	12	182	6.1
2002-03	25-16	447-17.9	51-123	.415	5-11	.455	22-37	.595	68-2.7	58-0	21	41	10	20	129	5.2
2003-04	19-19	567-29.8	99-208	.476	30-73	.411	48-60	.800	95-5.0	38-1	23	33	10	17	276	14.5
Totals	100-45	1908-19.1	268-575	.466	35-95	.368	106-154	.688	355-3.5	239-5	88	145	46	61	677	6.8

10 Marijan Pojatina

Center, 6-11, 205, Senior
Zagreb, Croatia ▲ XI School



2003-04 SEASON SUMMARY

Opponent	Date	GS	Min	----TOTAL----		-----3-PTS-----		FT-FTA	.Pct	----REBOUNDS----					A	TO	Blk	Stl	Pts.	Avg		
				FG-FGA	.Pct	3PFG-FGA	.Pct			Off	Def	Tot	Avg	PF							FO	
@ James Madison	11-22-03	*	16	0-4	.000	0-0	.000	1-2	.500	4	3	7	7.0	1	0	1	2	1	0	1	1.0	
SO. WESLEYAN	11-24-03	*	24	3-7	.429	0-1	.000	5-9	.556	1	6	7	7.0	3	0	2	4	4	1	11	6.0	
GREENSBORO COLLEGE	11-26-03	*	20	2-9	.222	0-0	.000	0-1	.000	1	3	4	6.0	3	0	0	2	3	0	4	5.3	
@ Minnesota	11-30-03	*	18	3-3	1.000	0-0	.000	0-1	.000	1	0	1	4.8	5	1	1	2	2	0	6	5.5	
@ UNC Greensboro	12-03-03	*	12	0-1	.000	0-0	.000	0-0	.000	0	3	3	4.4	0	0	0	0	1	0	0	4.4	
@ Northern Iowa	12-06-03	*	13	1-2	.500	0-0	.000	0-0	.000	0	2	2	4.0	4	0	3	0	1	0	2	4.0	
@ UNC Asheville	12-06-03	*	9	1-3	.333	0-0	.000	0-0	.000	0	1	1	3.6	4	0	0	1	1	1	2	3.7	
HIGH POINT	12-20-03	*	10	0-2	.000	0-0	.000	0-0	.000	0	2	2	3.4	4	0	0	2	0	0	0	3.3	
BETHUNE-COOKMAN	12-29-03	*	15	0-3	.000	0-0	.000	1-2	.500	0	2	2	3.2	0	0	1	0	2	0	1	3.0	
LIPSCOMB	12-30-03	*	15	3-4	.750	0-0	.000	2-3	.667	0	4	4	3.3	3	0	0	0	3	0	8	3.5	
EAST TENNESSEE STATE	1-05-04	*	20	2-5	.400	0-0	.000	1-4	.250	1	3	4	3.4	2	1	2	1	1	0	5	3.6	
@ College of Charleston	1-10-04	*	14	3-5	.600	0-0	.000	0-0	.000	1	1	2	3.3	2	0	1	1	0	0	6	3.8	
ERSKINE	1-13-04	*	15	3-3	1.000	0-0	.000	1-3	.333	3	3	6	3.5	3	0	0	2	1	0	7	4.1	
GA. SOUTHERN	1-17-04	*	7	1-2	.500	0-0	.000	0-0	.000	1	0	1	3.3	2	0	1	2	1	0	2	3.9	
@ The Citadel	1-19-04	*	7	0-1	.000	0-0	.000	0-0	.000	0	0	0	3.1	4	0	0	0	1	0	0	3.7	
WOFFORD	1-24-04	*	13	2-5	.400	0-0	.000	3-4	.750	1	2	3	3.1	2	0	3	0	0	0	7	3.9	
CHATTANOOGA	1-26-04	*	18	2-7	.286	0-0	.000	0-0	.000	4	2	6	3.2	2	0	2	3	4	0	4	3.9	
APPALACHIAN STATE	1-31-04	*	20	2-3	.667	0-0	.000	0-0	.000	3	2	5	3.3	1	0	0	2	3	0	4	3.9	
Totals			18	266	28-69	.406	0-1	.000	14-29	.483	21	39	60	3.3	45	1	17	24	29	2	70	3.9

#10 MARIJAN POJATINA'S SUPERLATIVES/CAREER STATISTICS


CATEGORY	SEASON	CAREER
Points:	11 vs. So. Wesleyan (11-24)	11 vs. So. Wesleyan (11-24-03)
Field Goals Made:	3 vs. five opponents	4 vs. Davidson (2-3-01), vs. St. Mary's (11-27-02)
Field Goals Attempted:	9 vs. Greensboro (11-26)	9 vs. Greensboro (11-26-03)
3-Point Field Goals Made:	None	None
3-Point Field Goals Attempted:	1 vs. So. Wesleyan (11-24)	1 vs. So. Wesleyan (11-24-03)
Free Throws Made:	5 vs. So. Wesleyan (11-24)	5 vs. So. Wesleyan (11-24-03)
Free Throws Attempted:	9 vs. So. Wesleyan (11-24)	9 vs. So. Wesleyan (11-24-03)
Rebounds:	7 vs. James Madison (11-22), vs. So. Wesleyan (11-22)	8 vs. New Hampshire (12-28-02)
Assists:	3 vs. Northern Iowa (12-6), vs. Wofford (1-24)	3 vs. three opponents
Blocks:	4 vs. So. Wesleyan (11-24)	5 vs. Georgia Southern (2-19-01)
Steals:	1 vs. So. Wesleyan (11-24), vs. UNC Asheville (12-14)	2 vs. Emory (12-8-01)
Minutes:	24 vs. So. Wesleyan (11-24)	30 vs. Chattanooga (2-5-01)

YEAR	GP-GS	MP-AVG	FGM-FGA	PCT	3P-3PA	PCT	FTM-FTA	PCT	REB-AVG	PF-D	A	TO	BK	ST	PTS	AVG
2000-01	20-5	278-13.9	19-44	.432	0-0	.000	3-10	.300	42-2.1	45-3	3	15	21	5	41	2.1
2001-02	22-1	155-7.0	16-29	.552	0-0	.000	3-4	.750	28-1.3	22-0	10	16	14	5	35	1.6
2002-03	30-21	419-14.0	45-83	.542	0-0	.000	11-16	.688	84-2.8	64-1	19	36	39	8	101	3.4
2003-04	18-18	266-14.8	28-69	.406	0-1	.000	14-29	.483	60-3.3	45-1	17	24	29	2	70	3.9
Totals	90-45	1118-12.4	108-225	.480	0-1	.000	31-59	.525	214-2.4	176-5	225	91	103	20	247	2.7

13 Eric Webb

Guard, 6-2, 185, Freshman

Grand Rapids, Minnesota ▲ Grand Rapids High School



2003-04 SEASON SUMMARY

Opponent	Date	GS	Min	----TOTAL----		-----3-PTS-----		FT-FTA	Pct	----REBOUNDS----					Pts	Avg					
				FG-FGA	Pct	3PFG-FGA	Pct			Off	Def	Tot	Avg	PF			FO	A	TO	Blk	Stl
@ James Madison	11-22-03		23	2-9	.222	2-7	.286	0-0	.000	1	1	2	2.0	1	0	0	5	0	0	6	6.0
SO. WESLEYAN	11-24-03		26	5-9	.556	4-8	.500	3-4	.750	1	2	3	2.5	0	0	3	2	0	1	17	11.5
GREENSBORO COLLEGE	11-26-03		24	4-6	.667	2-4	.500	2-2	1.000	1	3	4	3.0	1	0	3	3	0	2	12	11.7
@ Minnesota	11-30-03		34	1-8	.125	1-7	.143	4-4	1.000	0	3	3	3.0	1	0	4	3	0	1	7	10.5
@ UNC Greensboro	12-03-03		29	4-10	.400	2-7	.286	0-0	.000	2	1	3	3.0	2	0	3	4	0	2	10	10.4
@ Northern Iowa	12-06-03		31	3-8	.375	1-5	.200	4-6	.667	0	6	6	3.5	2	0	5	2	0	1	11	10.5
@ UNC Asheville	12-14-03		21	4-11	.364	3-10	.300	0-0	.000	1	1	2	3.3	1	0	1	3	0	1	11	10.6
@ Ohio State	12-17-03		30	7-9	.778	6-8	.750	0-1	.000	1	3	4	3.4	1	0	2	1	0	0	20	11.8
HIGH POINT	12-20-03		25	3-4	.750	3-4	.750	5-6	.833	0	4	4	3.4	2	0	3	4	0	0	14	12.0
BETHUNE-COOKMAN	12-29-03		27	0-6	.000	0-4	.000	2-2	1.000	2	1	3	3.4	0	0	2	1	0	0	2	11.0
LIPSCOMB	12-30-03		21	2-3	.667	1-2	.500	0-0	.000	0	2	2	3.3	2	0	9	4	0	2	5	10.5
EAST TENNESSEE STATE	1-05-04		19	2-5	.400	1-3	.333	2-2	1.000	0	0	0	3.0	1	0	2	3	0	1	7	10.2
@ College of Charleston	1-10-04		20	1-3	.333	0-2	.000	2-2	1.000	0	1	1	2.8	2	0	6	3	0	1	4	9.7
ERSKINE	1-13-04		24	4-9	.444	3-5	.600	0-0	.000	1	0	1	2.7	1	0	3	0	0	3	11	9.8
GA. SOUTHERN	1-17-04		23	3-6	.500	2-4	.500	0-0	.000	0	1	1	2.6	1	0	1	5	0	0	8	9.7
@ The Citadel	1-19-04		25	2-8	.250	1-4	.250	5-6	.833	1	2	3	2.6	2	0	1	4	0	2	10	9.7
WOFFORD	1-24-04		27	3-7	.429	1-3	.333	2-4	.500	0	1	1	2.5	1	0	4	4	0	2	9	9.6
CHATTANOOGA	1-26-04		26	4-11	.364	3-9	.333	0-0	.000	1	3	4	2.6	2	0	3	5	0	0	11	9.7
APPALACHIAN STATE	1-31-04		12	2-3	.667	2-3	.667	0-0	.000	1	0	1	2.5	4	0	3	3	0	1	6	9.5
Totals		0	467	56-135	.415	38-99	.384	31-39	.795	13	35	48	2.5	27	0	58	59	0	20	181	9.5


#13 ERIC WEBB'S SUPERLATIVES/CAREER STATISTICS

CATEGORY	SEASON
Points:	20 vs. Ohio State (12-17)
Field Goals Made:	7 vs. Ohio State (12-17)
Field Goals Attempted:	11 vs. UNC Asheville (12-14), vs. Chattanooga (1-26)
3-Point Field Goals Made:	6 vs. Ohio State (12-17)
3-Point Field Goals Attempted:	10 vs. UNC Asheville (12-14)
Free Throws Made:	5 vs. High Point (12-20)
Free Throws Attempted:	6 vs. Northern Iowa (12-6), vs. High Point (12-20)
Rebounds:	6 vs. Northern Iowa (12-6)
Assists:	9 vs. Lipscomb (12-30)
Blocks:	None
Steals:	3 vs. Erskine (1-13)
Minutes:	34 vs. Minnesota (11-30)

YEAR	GP-GS	MP-AVG	FGM-FGA	PCT	3P-3PA	PCT	FTM-FTA	PCT	REB-AVG	PF-D	A	TO	BK	ST	PTS	AVG
2003-04	19-0	467-24.6	56-135	.415	38-99	.384	31-39	.795	48-2.5	27-0	58	59	0	20	181	9.5

15 Daniel Sperry

Forward, 6-6, 200, Sophomore
 St. Simmons Island, Georgia ▲ Glynn Academy



2003-04 SEASON SUMMARY

Opponent	Date	GS	Min	----TOTAL----		-----3-PTS-----			----REBOUNDS----													
				FG-FGA	Pct	3PFG-FGA	Pct	FT-FTA	Pct	Off	Def	Tot	Avg	PF	FO	A	TO	Blk	Stl	Pts	Avg	
GREENSBORO COLLEGE	11-26-03		3	0-2	.000	0-0	.000	0-0	.000	1	0	1	1.5	0	0	0	0	0	0	0	0	0.0
LIPSCOMB	12-30-03		2	0-0	.000	0-0	.000	0-0	.000	0	0	0	1.0	0	0	0	0	0	0	0	0	0.0
ERSKINE	1-13-04		3	0-0	.000	0-0	.000	0-2	.000	0	0	0	0.3	2	0	0	1	0	0	0	0	0.0
WOFFORD	1-24-04		2	0-0	.000	0-0	.000	0-0	.000	0	0	0	0.3	1	0	0	0	0	1	0	0	0.0
Totals		0	10	0-2	.000	0-0	.000	0-2	.000	1	0	1	0.3	2	0	0	1	0	1	0	0	0.0


#15 DANIEL SPERRY'S SUPERLATIVES/CAREER STATISTICS

CATEGORY	SEASON	CAREER
Points:	None	4 vs. St. Mary's (11-27-02)
Field Goals Made:	None	2 vs. St. Mary's (11-27-02)
Field Goals Attempted:	2 vs. Greensboro (11-26)	2 vs. St. Mary's (11-27-02), vs. Greensboro (11-26-03)
3-Point Field Goals Made:	None	None
3-Point Field Goals Attempted:	None	None
Free Throws Made:	None	None
Free Throws Attempted:	2 vs. Erskine (1-13)	2 vs. Erskine (1-13)
Rebounds:	1 vs. Greensboro (11-26)	1 vs. St. Mary's (11-27-02), vs. Greensboro (11-26-03)
Assists:	None	None
Blocks:	None	None
Steals:	1 vs. Wofford (1-24)	1 vs. St. Mary's (11-27-02)
Minutes:	3 vs. Greensboro (11-26), vs. Erskine (1-13)	3 vs. Greensboro (11-26-03)

YEAR	GP-GS	MP-AVG	FGM-FGA	PCT	3P-3PA	PCT	FTM-FTA	PCT	REB-AVG	PF-D	A	TO	BK	ST	PTS	AVG
2002-03	3-0	3-1.0	2-2	1.000	0-0	.000	0-0	.000	1-0.3	0-0	0	1	0	1	4	1.3
2003-04	4-0	10-2.5	0-2	.000	0-0	.000	0-2	.000	1-0.3	3-0	0	1	0	1	0	0.0
Totals	7-0	13-1.9	2-4	.500	0-0	.000	0-2	.000	2-0.3	3-0	0	2	0	2	4	0.7

21 Ben Earle

Guard/Forward, 6-5, 190, R-Sophomore
Standish, Maine ▲ Windham Christian Academy



2003-04 SEASON SUMMARY

Opponent	Date	GS	I---TOTAL----		I-----3-PTS-----I			I----REBOUNDS----I										Pts	Avg		
			Min	FG-FGA	Pct	3PFG-FGA	Pct	FT-FTA	Pct	Off	Def	Tot	Avg	PF	FO	A	TO			Blk	Stl
@ James Madison	11-22-03		19	2-4	.500	1-2	.500	0-0	.000	1	0	1	1.0	2	0	0	0	0	0	5	5.0
SO. WESLEYAN	11-24-03		10	1-3	.333	1-3	.333	0-0	.000	0	0	0	0.5	2	0	0	2	0	0	3	4.0
GREENSBORO COLLEGE	11-26-03		15	2-3	.667	0-1	.000	2-2	1.000	0	1	1	0.7	0	0	1	1	0	1	6	4.7
@ Minnesota	11-30-03		9	0-0	.000	0-0	.000	0-0	.000	0	1	1	0.8	0	0	0	1	0	0	0	3.5
@ UNC Greensboro	12-03-03		16	2-6	.333	0-3	.000	1-2	.500	1	1	2	1.0	0	0	0	0	0	0	5	3.8
@ Northern Iowa	12-06-03		20	2-5	.400	0-1	.000	0-2	.000	0	1	1	1.0	2	0	1	0	0	0	4	3.8
@ UNC Asheville	12-14-03		14	0-2	.000	0-2	.000	1-4	.250	0	1	1	1.0	0	0	1	1	1	1	1	3.4
@ Ohio State	12-17-03		15	3-5	.600	3-5	.600	0-0	.000	1	0	1	1.0	1	0	1	1	0	1	9	4.1
HIGH POINT	12-20-03		18	1-5	.200	1-3	.333	0-0	.000	0	2	2	1.1	2	0	1	1	0	3	3	4.0
BETHUNE-COOKMAN	12-29-03		4	0-1	.000	0-1	.000	0-0	.000	0	1	1	1.1	0	0	0	0	0	0	0	3.6
LIPSCOMB	12-30-03		11	3-3	1.000	3-3	1.000	0-0	.000	0	1	1	1.1	2	0	0	2	0	0	9	4.1
EAST TENNESSEE STATE	1-05-04		4	0-1	.000	0-1	.000	0-0	.000	0	0	0	1.0	0	0	0	0	0	0	0	3.8
CHATTANOOGA	1-26-04		10	4-8	.500	2-5	.400	0-0	.000	1	2	3	1.2	2	0	0	2	0	0	10	4.2
APPALACHIAN STATE	1-31-04		14	3-5	.600	1-3	.333	0-0	.000	1	2	3	1.3	1	0	0	2	0	1	7	4.4
Totals		0	179	23-51	.451	12-33	.364	4-10	.400	5	13	18	1.3	15	0	5	13	1	7	62	4.4

#21 BEN EARLE'S SUPERLATIVES/CAREER STATISTICS


CATEGORY	SEASON
Points:	10 vs. vs. Chattanooga (1-26)
Field Goals Made:	4 vs. Chattanooga (1-26)
Field Goals Attempted:	8 vs. Chattanooga (1-26)
3-Point Field Goals Made:	3 vs. Ohio State (12-17), vs. Lipscomb (12-30)
3-Point Field Goals Attempted: ..	5 vs. three opponents
Free Throws Made:	2 vs. Greensboro (11-26)
Free Throws Attempted:	4 vs. UNC Asheville (12-14)
Rebounds:	3 vs. Chattanooga (1-26)
Assists:	1 vs. four opponents
Blocks:	1 vs. UNC Asheville (12-14)
Steals:	3 vs. High Point (12-20)
Minutes:	20 vs. Northern Iowa (12-6)

YEAR	GP-GS	MP-AVG	FGM-FGA	PCT	3P-3PA	PCT	FTM-FTA	PCT	REB-AVG	PF-D	A	TO	BK	ST	PTS	AVG
2003-04	14-0	179-12.8	23-51	.451	12-33	.364	4-10	.400	18-1.3	15-0	5	13	1	7	62	4.4

22 Gerad Punch

Guard/Forward, 6-4, 200, Freshman

Phoenix, Arizona ▲ Brophy Preparatory School



2003-04 SEASON SUMMARY

Opponent	Date	GS	Min	I---TOTAL---		I-----3-PTS-----I		FT-FTA		I---REBOUNDS---										Pts	Avg		
				FG-FGA	Pct	3PFG-FGA	Pct	Pct	Pct	Off	Def	Tot	Avg	PF	FO	A	TO	Blk	Stl				
@ James Madison	11-22-03		3	0-0	.000	0-0	.000	0-0	.000	0	2	2	2.0	0	0	0	0	0	0	0	0	0	0.0
SO. WESLEYAN	11-24-03		13	1-4	.250	0-2	.000	0-0	.000	1	3	4	3.0	0	0	2	1	0	1	2	1	2	1.0
GREENSBORO COLLEGE	11-26-03		11	0-3	.000	0-2	.000	0-0	.000	0	3	3	3.0	1	0	2	0	0	1	0	0	0	0.7
@ Minnesota	11-30-03		2	0-0	.000	0-0	.000	0-0	.000	0	0	0	2.3	1	0	0	0	0	1	0	0	0	0.5
@ UNC Greensboro	12-03-03		2	0-0	.000	0-0	.000	0-0	.000	0	0	0	0.0	0	0	0	1	0	0	1	0	0	0.4
@ Northern Iowa	12-06-03		2	0-0	.000	0-0	.000	2-2	1.000	1	2	3	2.0	2	0	0	0	0	0	0	0	2	0.7
@ UNC Asheville	12-14-03		2	0-0	.000	0-0	.000	0-0	.000	0	0	0	1.7	0	0	0	1	0	0	0	0	0	0.6
BETHUNE-COOKMAN	12-29-03		1	0-0	.000	0-0	.000	0-0	.000	0	0	0	1.5	0	0	0	0	0	0	0	0	0	0.5
LIPSCOMB	12-30-03		6	0-1	.000	0-0	.000	0-0	.000	0	3	3	1.7	0	0	0	0	0	1	0	0	0	0.4
ERSKINE	1-13-04		9	1-2	.500	1-2	.500	2-3	.667	1	0	1	1.6	0	0	1	0	0	0	0	0	5	0.9
@ The Citadel	1-19-04		1	0-0	.000	0-0	.000	0-0	.000	0	0	0	1.5	0	0	0	0	0	0	0	0	0	0.8
WOFFORD	1-24-04		16	2-4	.500	1-2	.500	0-1	.000	1	1	2	1.5	3	0	1	1	0	3	5	1	1.2	
CHATTANOOGA	1-26-04		12	1-2	.500	0-1	.000	3-4	.750	2	1	3	1.6	0	0	1	1	0	0	5	1	1.5	
APPALACHIAN STATE	1-31-04		9	1-2	.500	0-1	.000	0-0	.000	0	2	2	1.6	1	0	0	0	0	0	2	1	1.5	
Totals		0	89	6-18	.333	2-11	.182	7-10	.700	6	17	23	1.6	8	0	7	5	0	7	21	1	1.5	

#22 GERAD PUNCH SUPERLATIVES/CAREER STATISTICS


CATEGORY	SEASON
Points:	5 vs. Erskine (1-13), vs. Wofford (1-24)
Field Goals Made:	2 vs. Wofford (1-24)
Field Goals Attempted:	4 vs. So. Wesleyan (11-24), vs. Wofford (1-24)
3-Point Field Goals Made:	1 vs. Erskine (1-13), vs. Wofford (1-24)
3-Point Field Goals Attempted: ..	2 vs. four opponents
Free Throws Made:	3 vs. Chattanooga (1-26)
Free Throws Attempted:	4 vs. Chattanooga (1-26)
Rebounds:	4 vs. So. Wesleyan (11-24)
Assists:	2 vs. So. Wesleyan (11-24), vs. Greensboro (11-26)
Blocks:	None
Steals:	3 vs. Wofford (1-24)
Minutes:	16 vs. Wofford (1-24)

YEAR	GP-GS	MP-AVG	FGM-FGA	PCT	3P-3PA	PCT	FTM-FTA	PCT	REB-AVG	PF-D	A	TO	BK	ST	PTS	AVG
2003-04	14-0	89-6.4	6-18	.333	2-1	.182	7-10	.700	23-1.6	8-0	7	5	0	7	21	1.5

24 Ryan Carson

Guard, 6-3, 180, Junior

Charlotte, North Carolina ▲ Providence Day School



2003-04 SEASON SUMMARY

Opponent	Date	GS	Min	I---TOTAL---		I-----3-PTS-----I		FT-FTA		I---REBOUNDS---										Pts	Avg		
				FG-FGA	Pct	3PFG-FGA	Pct	Pct	Pct	Off	Def	Tot	Avg	PF	FO	A	TO	Blk	Stl				
SO. WESLEYAN	11-24-03		0	0-1	.000	0-1	.000	0-0	.000	0	0	0	0.0	0	0	0	0	0	0	0	0	0	0.0
GREENSBORO COLLEGE	11-26-03		4	1-2	.500	1-2	.500	0-0	.000	0	1	1	0.5	1	0	0	0	0	0	1	3	1.5	
LIPSCOMB	12-30-03		4	1-1	1.000	0-0	.000	2-2	1.000	0	0	0	0.3	0	0	0	0	0	0	0	4	2.3	
@ College of Charleston	1-10-04		1	0-0	.000	0-0	.000	0-0	.000	0	0	0	0.3	1	0	0	0	0	0	0	0	1.8	
ERSKINE	1-13-04		14	2-4	.500	1-3	.333	0-0	.000	0	2	2	0.6	1	0	3	1	0	2	5	2.4		
GA. SOUTHERN	1-17-04		+0	0-0	.000	0-0	.000	0-0	.000	0	0	0	0.5	0	0	0	0	0	0	0	0	2.0	
@ The Citadel	1-19-04		4	0-2	.000	0-2	.000	0-0	.000	0	0	0	0.4	0	0	0	0	0	0	0	0	1.7	
WOFFORD	1-24-04		7	1-3	.333	0-2	.000	2-2	1.000	0	0	0	0.4	0	0	1	2	0	0	4	2.0		
Totals		0	34	5-13	.385	2-10	.200	4-4	1.000	0	3	3	0.4	3	0	4	3	0	3	16	2.0		

#24 RYAN CARSON'S SUPERLATIVES/CAREER STATISTICS


CATEGORY	SEASON	CAREER
Points:	5 vs. Erskine (1-13)	5 vs. Erskine (1-13-04)
Field Goals Made:	2 vs. Erskine (1-13)	2 vs. Erskine (1-13-04)
Field Goals Attempted:	4 vs. Erskine (1-13)	4 vs. Erskine (1-13-04)
3-Point Field Goals Made:	1 vs. Greensboro (11-26), vs. Erskine (1-13)	1 vs. six opponents
3-Point Field Goals Attempted:	3 vs. Erskine (1-13)	3 vs. Erskine (1-13-04)
Free Throws Made:	2 vs. Lipscomb (12-30), vs. Wofford (1-24)	2 vs. Lipscomb (12-30-03), vs. Wofford (1-24-04)
Free Throws Attempted:	2 vs. Lipscomb (12-30), vs. Wofford (1-24)	2 vs. Lipscomb (12-30-03), vs. Wofford (1-24-04)
Rebounds:	2 vs. Erskine (1-13)	2 vs. Methodist (12-13-02), vs. Erskine (1-13-04)
Assists:	3 vs. Erskine (1-13)	3 vs. Erskine (1-13-04)
Blocks:	None	1 vs. Sewanee (12-19-02)
Steals:	2 vs. Erskine (1-13)	2 vs. Erskine (1-13-04)
Minutes:	14 vs. Erskine (1-13)	14 vs. Erskine (1-13-04)

YEAR	GP-GS	MP-AVG	FGM-FGA	PCT	3P-3PA	PCT	FTM-FTA	PCT	REB-AVG	PF-D	A	TO	BK	ST	PTS	AVG
2002-03	11-0	28-2.5	4-8	.500	4-7	.571	0-1	.000	2-0.2	2-0	2	3	1	0	12	1.1
2003-04	8-0	34-4.3	5-13	.385	2-10	.200	4-4	1.000	3-0.4	3-0	4	3	0	3	16	2.0
Totals	19-0	62-3.3	9-21	.429	6-17	.353	4-5	.800	5-0.3	5-0	6	6	1	3	28	1.5

32 Quan Prowell

Forward, 6-8, 210, Freshman

Columbus, Georgia ▲ Jordan High School



2003-04 SEASON SUMMARY

Opponent	Date	GS	I---TOTAL---		I-----3-PTS-----I		I---REBOUNDS---										Pts	Avg			
			Min	FG-FGA	Pct	3PFG-FGA	Pct	FT-FTA	Pct	Off	Def	Tot	Avg	PF	FO	A			TO	Blk	Stl
@ James Madison	11-22-03		12	2-4	.500	0-0	.000	0-0	.000	0	2	2	2.0	4	0	0	0	1	3	4	4.0
SO. WESLEYAN	11-24-03		27	5-8	.625	0-0	.000	101	1.000	3	3	6	4.0	4	0	1	3	0	1	11	7.5
GREENSBORO COLLEGE	11-26-03		22	6-11	.545	2-2	1.000	202	1.000	2	1	3	3.7	3	0	1	1	2	3	16	10.3
@ Minnesota	11-30-03		31	6-11	.545	0-1	.000	3-4	.750	2	1	3	3.4	4	1	1	1	1	0	15	11.5
@ UNC Greensboro	12-03-03		26	9-10	.900	1-1	1.000	3-5	.600	2	5	7	4.2	2	0	0	1	2	1	22	13.6
@ Northern Iowa	12-06-03		28	6-13	.462	1-2	.500	0-0	.000	1	4	5	4.3	3	0	1	2	0	0	13	13.5
@ UNC Asheville	12-14-03		24	3-5	.600	1-2	.500	2-3	.667	2	6	8	4.9	2	0	2	0	1	0	9	12.9
@ Ohio State	12-17-03	*	11	1-2	.000	0-0	.000	0-0	.000	0	3	3	4.6	4	0	0	0	1	0	2	11.5
HIGH POINT	12-20-03		23	2-4	.500	0-1	.000	3-3	1.000	0	1	1	4.2	4	0	0	3	1	1	7	11.0
BETHUNE-COOKMAN	12-29-03		21	4-6	.667	0-0	.000	6-6	1.000	3	5	8	4.6	3	0	1	5	1	1	14	11.3
LIPSCOMB	12-30-03		19	7-10	.700	4-6	.667	0-0	.000	1	2	3	4.5	2	0	1	4	1	1	18	11.9
EAST TENNESSEE STATE	1-05-04		21	4-7	.571	0-2	.000	0-0	.000	2	2	4	4.4	3	0	0	3	0	1	8	11.6
@ College of Charleston	1-10-04		25	2-9	.222	0-2	.000	4-4	1.000	2	4	6	4.5	5	1	0	0	0	1	8	11.3
ERSKINE	1-13-04		21	6-7	.857	1-2	.500	3-5	.600	1	8	9	4.9	3	0	0	1	5	1	16	11.6
GA. SOUTHERN	1-17-04		30	4-9	.444	0-2	.000	1-2	.5000	1	4	5	4.9	2	0	2	2	1	0	9	11.5
@ The Citadel	1-19-04		20	0-3	.000	0-2	.000	0-3	.000	1	3	4	4.8	2	0	0	2	0	1	0	10.8
Totals		1	361	67-119	.563	10-25	.400	28-38	.737	23	54	77	4.8	51	2	10	28	17	15	172	10.8

#32 QUAN PROWELL'S SUPERLATIVES/CAREER STATISTICS

CATEGORY	SEASON
Points:	22 vs. UNC Greensboro (12-03)
Field Goals Made:	9 vs. UNC Greensboro (12-03)
Field Goals Attempted:	11 vs. Greensboro (11-26), vs. Minnesota (11-30)
3-Point Field Goals Made:	4 vs. Lipscomb (12-30)
3-Point Field Goals Attempted: ..	6 vs. Lipscomb (12-30)
Free Throws Made:	6 vs. Bethune-Cookman (12-29)
Free Throws Attempted:	6 vs. Bethune-Cookman (12-29)
Rebounds:	9 vs. Erskine (1-13)
Assists:	2 vs. UNC Asheville (12-14), vs. Ga. Southern (1-17)
Blocks:	5 vs. Erskine (1-13)
Steals:	3 vs. Greensboro (11-26)
Minutes:	31 vs. Minnesota (11-30)

YEAR	GP-GS	MP-AVG	FGM-FGA	PCT	3P-3PA	PCT	FTM-FTA	PCT	REB-AVG	PF-D	A	TO	BK	ST	PTS	AVG
2003-04	16-1	361-22.5	67-119	.563	10-25	.400	28-38	.737	77-4.8	51-2	10	28	17	15	172	10.8

41 Nick Sanders

Forward, 6-7, 215, Junior

Leavenworth, Kansas ▲ Leavenworth High School



2003-04 SEASON SUMMARY

Opponent	Date	GS	Min	----TOTAL----		-----3-PTS-----		----REBOUNDS----															
				FG-FGA	Pct	3PFG-FGA	Pct	FT-FTA	Pct	Off	Def	Tot	Avg	PF	FO	A	TO	Blk	Stl	Pts	Avg		
@ James Madison	11-22-03	*	29	0-3	.000	0-1	.000	1-2	.500	2	4	6	6.0	3	0	0	1	0	0	1	1.0		
SO. WESLEYAN	11-24-03	*	25	2-3	.667	0-1	.000	2-2	1.000	2	6	9	7.5	4	0	2	1	0	1	6	3.5		
GREENSBORO COLLEGE	11-26-03	*	22	2-4	.500	0-0	.000	2-2	1.000	3	1	4	6.3	2	0	4	2	0	3	6	4.3		
@ Minnesota	11-30-03	*	34	5-8	.625	1-2	.500	0-0	.000	1	4	5	6.0	5	1	2	2	0	2	11	6.0		
@ UNC Greensboro	12-03-03	*	27	2-6	.333	1-2	.500	0-0	.000	1	2	3	5.4	5	1	3	2	0	1	5	5.8		
@ Northern Iowa	12-06-03	*	35	5-9	.556	0-1	.000	0-2	.000	4	7	11	6.3	2	0	3	1	1	3	10	6.5		
@ UNC Asheville	12-14-03	*	34	3-8	.375	0-0	.000	0-0	.000	1	4	5	6.1	2	0	0	0	0	2	6	6.4		
@ Ohio State	12-17-03	*	32	1-6	.167	0-1	.000	0-0	.000	1	4	5	6.0	3	0	3	2	0	1	2	5.9		
HIGH POINT	12-20-03	*	26	3-3	1.000	1-1	1.000	1-2	.500	3	1	4	5.8	4	0	2	2	0	0	8	6.1		
BETHUNE-COOKMAN	12-29-03	*	32	3-3	1.000	0-0	.000	4-6	.667	1	3	4	5.6	1	0	1	1	0	0	10	6.5		
LIPSCOMB	12-30-03	*	19	2-3	.667	1-1	1.000	0-0	.000	1	3	4	5.5	3	0	3	1	0	2	5	6.4		
EAST TENNESSEE STATE	1-05-04	*	27	2-3	.667	0-1	.000	6-6	1.000	3	8	11	5.9	3	0	4	2	1	0	10	6.7		
@ College of Charleston	1-10-04	*	35	4-6	.667	0-0	.000	3-3	1.000	3	6	9	6.2	2	0	1	1	0	2	11	7.0		
ERSKINE	1-13-04	*	21	1-3	.333	1-2	.500	4-6	.667	1	3	4	6.0	3	0	1	2	0	1	7	7.0		
GA. SOUTHERN	1-17-04	*	32	0-4	.000	0-1	.000	0-0	.000	0	2	2	5.7	0	0	2	2	0	1	0	6.5		
@ The Citadel	1-19-04	*	27	2-4	.500	0-2	.000	4-6	.667	4	7	11	6.1	2	0	4	0	2	1	8	6.6		
WOFFORD	1-24-04	*	22	5-7	.714	1-2	.500	0-0	.000	1	4	5	6.0	2	0	3	0	0	1	11	6.9		
CHATTANOOGA	1-26-04	*	34	2-6	.333	0-1	.000	2-3	.667	3	6	9	6.2	2	0	4	1	0	1	6	6.8		
APPALACHIAN STATE	1-31-04	*	27	3-6	.500	2-3	.667	1-3	.333	2	4	6	6.2	3	0	2	1	0	0	9	6.9		
Totals			19	540	47-95	.495	822	.364	30-43	.696	38	79	117	6.2	51	2	44	24	4	22	132	6.9	

#41 NICK SANDERS' SUPERLATIVES/CAREER STATISTICS

CATEGORY	SEASON	CAREER
Points:	11 vs. three opponents	11 vs. three opponents
Field Goals Made:	5 vs. three opponents	5 vs. four opponents
Field Goals Attempted:	9 vs. Northern Iowa (12-6)	9 vs. Northern Iowa (12-6-03)
3-Point Field Goals Made:	2 vs. Appalachian State (1-31)	2 vs. Appalachian State (1-31-04)
3-Point Field Goals Attempted:	3 vs. Appalachian State (1-31)	3 vs. Appalachian State (1-31-04)
Free Throws Made:	6 vs. E. Tenn. St. (1-5)	6 vs. E. Tenn. St. (1-5-04)
Free Throws Attempted:	6 vs. four opponents	6 vs. three opponents
Rebounds:	11 vs. three opponents	11 vs. three opponents
Assists:	4 vs. four opponents	4 vs. four opponents
Blocks:	2 vs. The Citadel (1-19)	2 vs. The Citadel (1-19-04)
Steals:	3 vs. Greensboro (11-26), vs. Northern Iowa (12-6)	3 vs. three opponents
Minutes:	35 vs. Northern Iowa (12-6), vs. College of Charleston (1-10)	35 vs. Northern Iowa (12-6-03), vs. College of Charleston (1-10-04)

YEAR	GP-GS	MP-AVG	FGM-FGA	PCT	3P-3PA	PCT	FTM-FTA	PCT	REB-AVG	PF-D	A	TO	BK	ST	PTS	AVG
2001-02	31-13	580-18.7	33-73	.452	0-0	.000	7-11	.636	106-3.4	74-1	25	24	4	16	73	2.4
2002-03	31-2	664-21.4	33-91	.363	0-4	.000	25-36	.694	124-4.0	86-1	35	35	8	21	91	2.9
2003-04	19-19	540-28.4	47-95	.495	8-22	.364	30-43	.698	117-6.2	51-2	44	24	4	22	132	6.9
Totals	81-34	1784-22.0	113-259	.436	8-26	.307	62-90	.689	347-4.3	211-4	104	83	16	59	296	3.6

43 Julius van de Laar

Forward, 6-7, 225, Freshman

Heidelberg, Germany ▲ Urspring High School



2003-04 SEASON SUMMARY

Opponent	Date	GS	Min	----TOTAL----		-----3-PTS-----			----REBOUNDS----												
				FG-FGA	Pct	3PFG-FGA	Pct	FT-FTA	Pct	Off	Def	Tot	Avg	PF	FO	A	TO	Blk	Stl	Pts	Avg
GREENSBORO COLLEGE	11-26-03		4	0-0	.000	0-0	.000	0-0	.000	2	1	3	3.0	0	0	0	2	0	1	0	0.0
LIPSCOMB	12-30-03		4	2-2	1.000	0-0	.000	0-0	.000	0	0	0	1.5	0	0	1	0	0	1	4	2.0
ERSKINE	1-13-04		4	0-0	.000	0-0	.000	0-0	.000	0	0	0	1.0	0	0	2	0	0	0	0	1.3
WOFFORD	1-24-03		4	0-0	.000	0-0	.000	1-2	.500	0	1	1	1.0	1	0	0	0	0	0	1	1.3
Totals		0	16	2-2	1.000	0-0	.000	1-2	.500	2	2	4	1.0	1	0	3	2	0	2	5	1.3

#43 JULIUS VAN DE LARR'S SUPERLATIVES/CAREER STATISTICS


CATEGORY	SEASON
Points:	4 vs. Lipscomb (12-30)
Field Goals Made:	2 vs. Lipscomb (12-30)
Field Goals Attempted:	2 vs. Lipscomb (12-30)
3-Point Field Goals Made:	None
3-Point Field Goals Attempted: ..	None
Free Throws Made:	1 vs. Wofford (1-24)
Free Throws Attempted:	2 vs. Wofford (1-24)
Rebounds:	3 vs. Greensboro (11-26)
Assists:	2 vs. Erskine (1-13)
Blocks:	None
Steals:	1 vs. Greensboro (11-26), vs. Lipscomb (12-30)
Minutes:	4 vs. four opponents

YEAR	GP-GS	MP-AVG	FGM-FGA	PCT	3P-3PA	PCT	FTM-FTA	PCT	REB-AVG	PF-D	A	TO	BK	ST	PTS	AVG
2003-04	4-0	16-4.0	2-2	1.000	0-0	.000	1-2	.500	4-1.0	1-0	3	2	0	2	5	1.3

45 Cedrick Price

Center, 6-9, 245, Junior

Savannah, Georgia ▲ A.E. Beach High School /
Fork Union Military Academy



2003-04 SEASON SUMMARY

Opponent	Date	GS	Min	I---TOTAL---		I-----3-PTS-----I			I----REBOUNDS----										Pts	Avg		
				FG-FGA	Pct	3PFG-FGA	Pct	FT-FTA	Pct	Off	Def	Tot	Avg	PF	FO	A	TO	Blk			Stl	
GREENSBORO COLLEGE	11-26-03		5	0-2	.000	0-0	.000	0-0	.000	0	1	1	1.0	0	0	0	1	0	0	0	0	0.0
@ Northern Iowa	12-6-03		0+	0-0	.000	0-0	.000	0-0	.000	0	0	0	0.5	0	0	0	0	0	0	0	0	0.0
@ Ohio State	12-17-03		11	0-1	.000	0-0	.000	0-0	.000	0	2	2	1.0	0	0	0	0	0	0	0	0	0.0
BETHUNE-COOKMAN	12-29-03		0+	0-0	.000	0-0	.000	0-0	.000	0	0	0	0.0	0	0	0	0	0	0	0	0	0.0
LIPSCOMB	12-30-03		6	1-3	.333	0-0	.000	0-0	.000	0	2	2	1.0	0	0	0	1	0	0	0	2	0.4
@ College of Charleston	1-10-04		1	0-0	.000	0-0	.000	0-0	.000	0	0	0	0.8	0	0	0	0	0	0	0	0	0.3
ERSKINE	1-13-04		6	2-2	1.000	0-0	.000	0-0	.000	0	1	1	0.9	1	0	1	0	0	0	0	4	0.9
GA. SOUTHERN	1-17-04		+0	0-0	.000	0-0	.000	0-0	.000	0	0	0	0.8	0	0	0	0	0	0	0	0	0.8
@ The Citadel	1-19-04		3	0-0	.000	0-0	.000	0-0	.000	0	0	0	0.7	0	0	0	0	0	0	0	0	0.7
WOFFORD	1-24-04		8	1-3	.333	0-0	.000	0-0	.000	0	1	1	0.7	3	0	0	1	0	1	2	0.8	
CHATTANOOGA	1-26-04		+0	0-1	.000	0-0	.000	0-0	.000	0	0	0	0.6	0	0	0	0	0	0	0	0	0.7
Totals		0	40	4-12	.333	0-0	.000	0-0	.000	0	7	7	0.6	4	0	1	3	0	1	8	0.7	

#45 CEDRICK PRICE'S SUPERLATIVES/CAREER STATISTICS

CATEGORY	SEASON	CAREER
Points:	4 vs. Erskine (1-13)	6 vs. Macalester (12-28-01)
Field Goals Made:	2 vs. Erskine (1-13)	2 vs. Macalester (12-28-01), vs. Erskine (1-13-04)
Field Goals Attempted:	3 vs. Lipscomb (12-30), vs. Wofford (1-24)	3 vs. Lipscomb (12-30-03), vs. Wofford (1-24-04)
3-Point Field Goals Made:	None	None
3-Point Field Goals Attempted:	None	None
Free Throws Made:	None	2 vs. Macalester (12-28-01)
Free Throws Attempted:	None	2 vs. Emory (12-8-01), vs. Macalester (12-28-01)
Rebounds:	2 vs. Ohio State (12-17), vs. Lipscomb (12-30)	2 vs. four opponents
Assists:	1 vs. Erskine (1-13)	1 vs. two opponents
Blocks:	None	None
Steals:	1 vs. Wofford (1-24)	1 vs. Emory (12-8-01), vs. Wofford (1-24-04)
Minutes:	11 vs. Ohio State (12-17)	11 vs. Ohio State (12-17-03)

YEAR	GP-GS	MP-AVG	FGM-FGA	PCT	3P-3PA	PCT	FTM-FTA	PCT	REB-AVG	PF-D	A	TO	BK	ST	PTS	AVG
2001-02	11-0	51-4.6	3-11	.273	0-0	.000	3-5	.600	9-0.8	15-0	1	7	0	1	9	0.8
2002-03	8-0	34-4.3	1-3	.333	0-0	.000	0-0	.000	4-0.5	5-0	0	4	0	0	2	0.3
2003-04	11-0	40-3.6	4-12	.333	0-0	.000	0-0	.000	7-0.6	4-0	1	3	0	1	8	0.7
Totals	30-0	125-4.2	8-26	.307	0-0	.000	3-5	.600	20-0.7	24-0	2	14	0	2	19	0.6

GAME 1 James Madison
November 22, 2003
Harrisonburg, Va.
Attendance: 3,784

Furman	26	46	—	72
James Madison	38	48	—	78

FURMAN (72)...0-1

	MIN	FG-FGA	3P-3PA	FT-FTA	REB	F	A	TO	BK	ST	PTS
Ndoye, f.....	35	8-16	2-6	14-18	4	2	1	2	1	1	32
Sanders, f.....	29	0-3	0-1	1-2	6	3	0	1	0	0	1
Pojatina, c.....	16	0-4	0-0	1-2	7	1	1	2	1	0	1
Carter, g.....	39	4-8	2-5	2-2	3	3	4	2	0	3	12
Bostain, g.....	24	3-14	2-8	3-4	5	1	4	3	0	3	11
Webb.....	23	2-9	2-7	0-0	2	1	0	5	0	0	6
Earle.....	19	2-4	1-2	0-0	1	2	0	0	0	0	5
Punch.....	3	0-0	0-0	0-0	2	0	0	0	0	0	0
Prowell.....	12	2-4	0-0	0-0	2	4	0	0	1	3	4
Team.....		(.33.9%)	(.31.0%)	(.75.0%)	+4						
Totals.....	200	21-62	9-29	21-28	36	17	10	15	3	10	72

JAMES MADISON (78)...1-0

	MIN	FG-FGA	3P-3PA	FT-FTA	REB	F	A	TO	BK	ST	PTS
Cooper, f.....	31	4-6	0-0	1-3	7	4	1	4	1	1	9
Broyles, f.....	27	5-8	2-3	2-3	5	4	2	2	0	0	14
Cathlin, c.....	20	1-6	0-0	0-0	4	2	0	1	1	0	2
Naparlo, g.....	18	0-2	0-1	0-0	1	2	2	2	1	1	0
Williams, g.....	36	5-12	0-1	3-6	3	4	7	4	0	4	13
Kossekpa.....	7	1-1	1-1	0-0	0	1	0	2	0	0	3
Greene-Long.....	9	1-1	0-0	0-0	6	1	0	1	0	0	2
Freeman.....	15	3-5	0-2	1-1	3	2	1	2	0	0	7
Clark.....	1	0-0	0-0	0-0	0	0	0	0	0	0	0
Barbosa.....	28	11-15	4-5	2-3	2	0	1	1	0	0	28
Johnson.....	8	0-1	0-0	0-0	0	1	0	1	1	0	0
Team.....		(.54.4%)	(.53.8%)	(.56.3%)	+5						
Totals.....	200	31-57	7-13	9-16	36	21	14	20	4	6	78

Officials: Bob Pennington, Scott Smith, Ed Corbett. **Technical Fouls:** None. **Deadball Rebounds:** Furman 5, James Madison 4.

GAME 2 Southern Wesleyan
November 24, 2003
Greenville, S.C.
Attendance: 1,032

Furman	35	42	—	77
Southern Wesleyan	23	30	—	53

FURMAN (77)...1-1

	MIN	FG-FGA	3P-3PA	FT-FTA	REB	F	A	TO	BK	ST	PTS
Ndoye, f.....	22	3-9	1-2	1-2	2	3	0	4	1	1	8
Sanders, f.....	25	2-3	0-1	2-2	9	4	2	1	9	1	6
Pojatina, c.....	24	3-7	0-1	5-9	7	3	2	4	4	1	11
Carter, g.....	25	2-4	1-3	2-5	3	0	5	6	0	3	7
Bostain, g.....	28	5-12	0-2	2-3	6	1	3	1	1	0	12
Webb.....	25	5-9	4-8	3-4	3	0	3	2	0	1	17
Earle.....	10	1-3	1-3	0-0	0	2	0	2	0	0	3
Punch.....	13	1-4	0-2	0-0	4	0	2	1	0	1	2
Prowell.....	27	5-8	0-0	1-1	5	4	1	3	0	1	11
Team.....		(.45.0%)	(.30.4%)	(.61.5%)	+5						
Totals.....	200	27-60	7-23	16-26	45	17	18	24	5	12	77

SOUTHERN WESLEYAN (53)...2-2

	MIN	FG-FGA	3P-3PA	FT-FTA	REB	F	A	TO	BK	ST	PTS
Pendgraff, f.....	30	6-19	0-3	3-5	3	2	0	2	1	2	15
Brinston, f.....	25	2-5	0-0	2-4	5	4	1	3	0	0	6
Allen, c.....	34	2-15	1-6	0-0	8	4	1	2	0	4	5
Rapley, g.....	17	2-6	0-1	1-2	3	0	2	5	0	1	5
Marshall, g.....	33	0-0	0-0	2-2	3	3	4	7	0	4	2
Woods.....	19	0-4	0-0	0-0	4	2	1	4	0	3	0
Williams.....	1	0-0	0-0	0-0	0	0	0	0	0	0	0
Reeder.....	14	2-5	1-4	0-0	2	2	0	1	0	0	5
Eubanks.....	2	1-1	0-0	0-0	1	0	0	1	0	0	2
Johnson.....	1	0-0	0-0	0-0	1	1	0	0	0	0	0
Donlon.....	14	4-5	0-0	2-5	2	2	0	0	0	1	10
Callahan.....	10	1-3	0-0	1-2	0	0	0	0	0	0	3
Team.....		(.31.7%)	(.14.3%)	(.55.0%)	+4						
Totals.....	200	20-63	2-14	11-20	36	20	9	25	1	15	53

Officials: Robert James, Nathan Quick, Tony Whisnant. **Technical Fouls:** Pojatina. **Deadball Rebounds:** Furman 7, Southern Wesleyan 7.

GAME 3 Greensboro College
November 26, 2003
Greenville, S.C.
Attendance: 1,053

Furman	41	33	—	74
Greensboro College.....	14	35	—	49

FURMAN (74)...2-1

	MIN	FG-FGA	3P-3PA	FT-FTA	REB	F	A	TO	BK	ST	PTS
Ndoye, f.....	26	5-12	2-5	3-3	7	1	0	0	0	1	15
Sanders, f.....	22	2-4	0-0	2-2	4	2	4	2	0	3	6
Pojatina, c.....	20	2-9	0-0	0-1	4	3	0	2	3	0	4
Carter, g.....	21	2-7	1-4	3-8	0	1	2	3	0	2	8
Bostain, g.....	23	1-6	1-2	1-2	7	0	6	0	0	2	4
Webb.....	24	4-6	2-4	2-2	4	1	3	3	0	2	12
Sperry.....	3	0-2	0-0	0-0	1	0	0	0	0	0	0
Earle.....	15	2-3	0-1	2-2	1	0	1	1	0	1	6
Punch.....	11	0-3	0-2	0-0	3	1	2	0	0	1	0
Carson.....	4	1-2	1-2	0-0	1	1	0	0	0	1	3
Prowell.....	22	6-11	2-2	2-2	3	3	1	1	2	3	16
Van De Laar.....	4	0-0	0-0	0-0	3	0	0	2	0	1	0
Price.....	5	0-2	0-0	0-0	1	0	0	1	0	0	0
Team.....		(.37.3%)	(.40.9%)	(.68.2%)	+2						
Totals.....	200	25-67	9-22	15-22	41	13	19	15	5	17	74

GREENSBORO COLLEGE (49)...0-3

	MIN	FG-FGA	3P-3PA	FT-FTA	REB	F	A	TO	BK	ST	PTS
Bryant, f.....	28	1-2	0-0	0-0	1	2	1	4	0	1	2
Montrell, f.....	33	1-7	0-0	4-4	6	1	1	3	0	1	6
Schoetz, c.....	27	2-7	0-0	2-3	6	3	2	6	1	1	6
T. Williams, g.....	31	0-7	0-4	1-2	2	2	4	5	0	2	1
J. Williams, g.....	25	4-7	4-6	2-2	5	2	1	3	0	1	14
Newman.....	9	1-1	0-0	2-2	2	2	0	3	0	0	4
Harris.....	12	0-1	0-0	0-0	2	2	0	1	0	1	0
Jackson.....	5	3-5	2-4	0-0	1	0	0	0	1	0	8
William.....	11	0-2	0-0	1-2	3	3	0	2	0	0	1
Battle.....	7	1-1	0-0	0-0	4	0	0	1	0	0	2
Wood.....	10	2-2	1-1	0-0	0	2	0	1	0	1	5
Parrish.....	2	0-0	0-0	0-0	0	0	0	0	0	0	0
Team.....		(.35.7%)	(.46.7%)	(.80.0%)	+1						
Totals.....	200	15-42	7-15	12-15	33	19	9	29	2	8	49

Officials: Rick Ridenhour, Timothy Nestor, Charles Bridwell. **Technical Fouls:** None. **Deadball Rebounds:** Furman 4, Greensboro College 1.

GAME 4 Minnesota
November 30, 2003
Greenville, S.C.
Attendance: 11,850

Furman	39	39	6	—	84
Minnesota	41	37	13	—	91

FURMAN (84)...2-2

	MIN	FG-FGA	3P-3PA	FT-FTA	REB	F	A	TO	BK	ST	PTS
Ndoye, f.....	38	14-21	2-5	2-3	9	5	1	0	1	2	32
Sanders, f.....	34	5-8	1-2	0-0	5	5	2	2	0	2	11
Pojatina, c.....	18	3-3	0-0	0-1	1	5	1	2	2	0	6
Carter, g.....	38	4-9	0-3	0-2	3	0	9	1	0	5	8
Bostain, g.....	21	2-6	0-1	1-2	5	2	2	2	0	0	5
Webb.....	34	1-8	1-7	4-4	3	1	4	3	0	1	7
Earle.....	9	0-0	0-0	0-0	1	0	0	1	0	0	0
Punch.....	2	0-0	0-0	0-0	0	1	0	0	0	1	0
Prowell.....	31	6-11	0-1	3-4	3	5	1	1	1	1	15
Team.....		(.53.0%)	(.21.1%)	(.62.5%)	+3						
Totals.....	225	35-66	4-19	10-16	33	24	20	12	4	11	84

MINNESOTA (91)...2-1

	MIN	FG-FGA	3P-3PA	FT-FTA	REB	F	A	TO	BK	ST	PTS
Humphries, f.....	37	7-8	1-1	11-16	7	2	2	4	1	1	26
Bauer, f.....	32	2-5	0-2	2-2	6	3	2	3	1	2	6
Hargrow, g.....	27	2-10	0-1	2-2	2	1	1	2	0	0	6
Johnson, g.....	40	12-19	2-3	6-6	9	2	5	2	0	2	32
Boone.....	36	6-10	4-5	1-2	5	3	4	2	0	2	17
Robinson.....	14	1-4	1-4	0-0	1	1	1	0	1	1	3
Kane.....	2	0-1	0-0	0-1	1	1	0	1	0	0	0
Gaines.....	32	0-1	0-0	1-4	5	3	3	2	0	0	1
Lawson.....	5	0-1	0-0	0-0	2	2	0	0	0	0	0
Team.....		(.50.8%)	(.50.0%)	(.69.7%)	+1						
Totals.....	225	30-59	8-16	23-33	39	18	18	16	3	8	91

Officials: Gene Monje, Paul Janssen, John Yorkovich. **Technical Fouls:** None. **Deadball Rebounds:** Furman 2, Minnesota 2.

GAME 5 UNC Greensboro
December 3, 2003
Greensboro, N.C.
Attendance: 1,090

Furman	30	35	—	65
UNC Greensboro	34	39	—	73

FURMAN (65)...2-3, 0-1 SoCon

	MIN	FG-FGA	3P-3PA	FT-FTA	REB	F	A	TO	BK	ST	PTS
Ndoye, f	37	6-11	2-3	2-2	4	2	1	2	0	0	16
Sanders, f	27	2-6	1-2	0-0	3	5	3	2	0	1	5
Pojatina, c	12	0-1	0-0	0-0	3	0	0	0	1	0	0
Carter, g	34	2-6	0-2	1-2	3	1	4	1	0	0	5
Bostain, g	17	1-7	0-2	0-0	4	0	3	2	0	1	2
Webb	29	4-10	2-7	0-0	3	2	3	4	0	2	10
Earle	16	2-6	0-3	1-2	2	1	0	0	0	0	5
Punch	2	0-0	0-0	0-0	0	0	0	1	0	0	0
Prowell	26	9-10	1-1	3-5	7	2	0	1	2	1	22
Team		(45.6%)	(30.0%)	(63.6%)	+1						1
Totals	200	26-57	6-20	7-11	30	13	14	14	3	5	65

UNC GREENSBORO (73)...3-1, 1-0 SoCon

	MIN	FG-FGA	3P-3PA	FT-FTA	REB	F	A	TO	BK	ST	PTS
Gross, f	20	4-9	0-0	0-0	5	2	1	2	0	0	8
Clifton, f	17	3-4	0-0	1-1	3	4	0	1	0	1	7
Burrell, c	32	6-9	0-0	3-4	8	3	0	2	0	2	15
Taylor, g	29	1-5	0-2	0-0	4	1	3	3	0	1	2
Joseph, g	31	4-12	2-8	2-2	3	0	1	1	0	0	12
Blackstock	23	4-9	0-3	3-7	6	3	1	1	0	4	11
Hickman	10	0-1	0-1	2-2	2	0	3	0	0	1	2
Wilson	4	0-1	0-0	0-0	0	0	0	0	1	0	0
Bristow	10	5-7	4-5	0-0	1	1	0	1	0	1	14
Johnson	9	0-1	0-0	0-0	2	0	1	1	0	0	0
Lawrence	7	0-0	0-0	0-0	1	3	0	1	0	0	0
McCarthy	8	0-1	0-0	2-2	2	1	0	0	0	0	2
Team		(45.8%)	(31.6%)	(72.2%)	+1						1
Totals	200	27-59	6-19	13-18	38	18	10	14	1	10	73

Officials: Raymond Styons, Jimmy Spears, Mike Eades . Technical Fouls: None. Deadball Rebounds: UNC Greensboro 3, Furman 1.

GAME 6 Northern Iowa
December 6, 2003
Cedar Falls, Iowa
Attendance: 1,282

Furman	30	34	—	64
Northern Iowa	29	26	—	55

FURMAN (64)...2-3

	MIN	FG-FGA	3P-3PA	FT-FTA	REB	F	A	TO	BK	ST	PTS
Ndoye, f	28	1-5	0-1	0-0	3	2	0	1	0	3	2
Sanders, f	35	5-9	0-1	0-2	11	2	3	1	1	3	10
Pojatina, c	13	1-2	0-0	0-0	2	4	3	0	1	0	2
Carter, g	13	0-3	0-1	2-5	4	5	2	2	0	1	2
Bostain, g	30	6-12	0-2	6-7	4	0	0	0	0	1	18
Webb	31	3-8	1-5	4-6	6	2	5	2	0	1	11
Earle	20	2-5	0-1	0-2	1	2	1	0	0	0	4
Punch	2	0-0	0-0	2-2	3	2	0	0	0	0	2
Prowell	28	6-13	1-2	0-0	5	3	1	2	0	0	13
Price	+0	0-0	0-0	0-0	0	0	0	0	0	0	0
Team		(42.1%)	(15.4%)	(58.3%)	+4						
Totals	200	24-57	2-13	14-24	43	22	15	8	2	9	64

NORTHERN IOWA (55)...3-3

	MIN	FG-FGA	3P-3PA	FT-FTA	REB	F	A	TO	BK	ST	PTS
Crawford, f	28	2-5	1-4	2-4	6	4	1	2	0	1	7
Schneiderman, f	32	3-12	1-6	3-4	11	3	1	2	0	0	10
Gruber, c	29	4-7	0-0	1-2	9	2	0	3	0	0	9
Jacobson, g	34	6-17	0-5	1-1	6	2	4	1	0	0	13
McKowen, g	16	0-4	0-4	8-9	1	4	0	1	0	2	8
Tutt	+0	0-0	0-0	0-0	0	0	0	0	0	0	0
Bennett	4	0-3	0-3	0-0	1	0	0	0	0	0	0
Little	13	0-0	0-0	0-0	1	2	0	1	0	0	0
Foster	21	2-8	2-7	0-1	1	3	0	1	0	0	6
Schmit	7	0-1	0-1	0-1	0	1	1	0	0	0	0
Stout	7	0-2	0-1	0-0	1	0	0	1	0	1	0
Godfred	9	1-2	0-0	0-0	2	1	0	0	1	0	2
Team		(29.5%)	(12.9%)	(68.2%)	+3						
Totals	200	18-61	4-31	15-22	42	22	7	12	1	4	55

Officials: David Warfal, Brad Gaston, Mike Litzelfelner . Technical Fouls: None. Deadball Rebounds: Furman 5, Northern Iowa 3

GAME 7 UNC Asheville
December 14, 2003
Asheville, N.C.
Attendance: 750

Furman	28	32	—	60
UNC Asheville	30	26	—	56

FURMAN (60)...4-3

	MIN	FG-FGA	3P-3PA	FT-FTA	REB	F	A	TO	BK	ST	PTS
Ndoye, f	37	4-15	1-7	0-0	8	1	2	0	0	1	9
Sanders, f	34	3-8	0-0	0-0	5	2	0	0	0	2	6
Pojatina, c	9	1-3	0-0	0-0	1	4	0	1	1	1	2
Carter, g	31	3-10	1-6	4-8	6	0	3	3	0	1	11
Bostain, g	28	3-10	1-3	4-4	4	1	1	2	0	1	11
Webb	21	4-11	3-10	0-0	2	1	1	3	0	1	11
Earle	14	0-2	0-2	1-4	1	0	1	1	1	1	1
Punch	2	0-0	0-0	0-0	0	0	0	1	0	0	0
Prowell	24	3-5	1-2	2-3	8	2	2	0	1	0	9
Team		(32.8%)	(23.5%)	(57.9%)	+4						
Totals	200	21-64	7-30	11-19	39	11	10	11	3	8	60

UNC ASHEVILLE (56)...1-6

	MIN	FG-FGA	3P-3PA	FT-FTA	REB	F	A	TO	BK	ST	PTS
Mohn, f	31	4-8	0-1	4-6	6	3	2	3	0	2	12
Barber, f	30	7-13	0-1	0-0	7	2	1	5	0	0	14
Walker, c	18	1-1	0-0	2-4	5	1	1	2	2	0	4
Garland, g	14	0-4	0-3	0-0	1	0	1	1	0	1	0
Holmes, g	38	1-6	0-0	0-0	6	1	2	3	1	1	2
Collington	26	4-11	2-5	0-0	3	2	2	1	0	0	10
McCullough	15	2-3	1-3	0-0	3	1	2	2	0	1	5
Rush	6	1-3	1-3	0-0	0	1	0	0	0	0	3
Creasman	20	3-4	0-0	0-0	7	3	1	1	1	0	6
Harrell	2	0-0	0-0	0-0	0	1	1	1	0	0	0
Team		(43.4%)	(25.0%)	(60.0%)	+2						
Totals	200	23-53	4-16	6-10	40	15	13	19	4	5	56

Officials: Jamie Luckie, William Humes, Mark Schnurr. Technical Fouls: None. Deadball Rebounds: Furman 3, UNC Asheville 3.

GAME 8 Ohio State
December 17, 2003
Columbus, Ohio
Attendance: 12,248

Furman	36	32	—	68
Ohio State	32	38	—	70

FURMAN (68)...4-4

	MIN	FG-FGA	3P-3PA	FT-FTA	REB	F	A	TO	BK	ST	PTS
Ndoye, f	26	3-8	1-2	4-4	7	3	0	4	0	0	11
Sanders, f	32	1-6	0-1	0-0	5	3	3	2	0	1	2
Prowell, f	11	1-2	0-0	0-0	3	4	0	0	1	0	2
Carter, g	32	3-4	2-3	2-2	2	4	6	3	0	0	10
Bostain, g	17	4-8	0-2	1-2	1	2	1	2	0	2	9
Diagne	26	2-6	0-1	1-2	2	2	2	3	1	1	5
Webb	30	7-9	6-8	0-1	4	1	2	1	0	0	20
Earle	15	3-5	3-5	0-0	1	1	1	1	0	1	9
Price	11	0-1	0-0	0-0	2	0	0	0	0	0	0
Team		(49.0%)	(54.5%)	(72.7%)	+1						
Totals	200	24-49	12-22	8-11	28	20	15	16	2	5	68

OHIO STATE (70)...5-3

	MIN	FG-FGA	3P-3PA	FT-FTA	REB	F	A	TO	BK	ST	PTS
Dials, f	24	6-9	0-0	0-0	7	2	0	1	1	1	12
Radinovic, f	37	3-7	0-0	3-5	7	1	0	2	0	2	9
Sullinger, c	33	6-8	0-0	0-2	6	4	2	1	0	0	12
Fuss-Cheatham, g	34	4-8	0-1	5-6	3	2	4	3	0	2	13
Billings, g	7	0-2	0-1	1-2	3	1	1	0	0	0	1
Harris	4	0-0	0-0	0-0	1	1	0	0	0	0	0
Stockman	35	7-18	2-6	5-6	0	1	2	1	0	4	21
Sylvester	16	1-5	0-3	0-0	2	2	2	2	0	0	2
Jenkins	10	0-0	0-0	0-0	2	1	0	0	0	0	0
Team		(47.4%)	(18.2%)	(66.7%)	+3						
Totals	200	27-57	2-11	14-21	34	15	11	10	1	9	70

Officials: Reggie Greenwood, Frank DeMayo, Fran Connolly. Technical Fouls: None. Deadball Rebounds: Ohio State 2, Furman 1.

GAME 9 High Point
December 20, 2003
Greenville, S.C.
Attendance: 1,259

Furman	51	47	—	98
High Point	34	53	—	87

FURMAN (98)...5-4

MIN	FG-FGA	3P-3PA	FT-FTA	REB	F	A	TO	BK	ST	PTS	
Ndoye, f	32	9-14	4-6	5-6	7	0	2	2	0	3	27
Sanders, f	26	3-3	1-1	1-2	4	4	2	2	0	8	
Pojatina, f	10	0-2	0-0	0-0	2	4	0	2	0	0	
Carter, g	24	7-10	2-5	2-3	4	0	2	2	0	18	
Bostain, g	32	4-10	0-3	13-16	8	2	5	4	0	1	21
Diagne	10	0-1	0-1	0-0	1	4	0	1	0	0	0
Webb	25	3-4	3-4	5-6	4	2	3	4	0	14	
Earle	18	1-5	1-3	0-0	2	2	1	1	0	3	3
Prnowell	23	2-4	0-1	3-3	1	4	0	3	1	1	7
Team		(54.7%)	(45.8%)	(80.6%)	+2					1	
Totals	200	29-53	11-24	29-36	35	22	15	22	1	8	98

HIGH POINT (87)...5-4

MIN	FG-FGA	3P-3PA	FT-FTA	REB	F	A	TO	BK	ST	PTS	
Chambers, f	22	0-2	0-1	0-0	4	3	6	2	0	1	0
Gathings, f	34	8-16	0-2	3-4	7	4	0	3	1	5	19
Echenique, c	31	5-12	0-0	11-12	8	4	1	4	0	1	21
Allen, g	25	4-4	1-1	0-0	1	5	1	2	0	2	9
White, g	33	8-17	3-7	1-4	4	3	2	0	1	4	20
Palacios	18	2-3	1-2	1-2	1	3	2	1	0	1	6
Meeks	18	2-5	0-1	0-0	2	4	1	0	0	0	4
Quick	5	0-2	0-1	2-2	0	0	0	2	0	1	2
Konare	4	0-1	0-0	0-0	1	1	0	1	0	0	0
Halsch	2	0-1	0-0	0-0	0	1	0	0	0	0	0
Hillman	8	2-3	0-0	2-3	2	1	0	2	0	2	6
Team		(47.0%)	(33.3%)	(74.1%)	+3						
Totals	200	31-66	5-15	20-27	33	29	13	17	2	17	87

Officials: John Corio, Tim Nestor, Sean Wright. Technical Fouls: Gathings. Deadball Rebounds: Furman 3, High Point 2.

GAME 10 Bethune-Cookman
December 29, 2003
Greenville, S.C.
Attendance: 1,142

Furman	23	39	—	62
Bethune-Cookman	27	22	—	49

FURMAN (62)...6-4

MIN	FG-FGA	3P-3PA	FT-FTA	REB	F	A	TO	BK	ST	PTS	
Ndoye, f	30	5-12	1-3	0-0	6	0	1	4	0	0	11
Sanders, f	32	3-3	0-0	4-6	4	1	1	1	0	0	10
Pojatina, f	15	0-3	0-0	1-2	2	0	1	0	2	0	1
Carter, g	32	3-9	3-5	2-2	9	2	3	0	0	2	11
Bostain, g	20	3-7	0-3	1-2	1	0	1	3	0	1	7
Diagne	18	2-4	0-0	2-4	3	4	1	2	0	1	7
Webb	18	0-6	0-4	2-2	3	0	2	1	0	0	2
Earle	27	0-1	0-1	0-0	1	0	0	0	0	0	0
Punch	1	0-0	0-0	0-0	0	0	0	0	0	0	0
Prowell	21	4-6	0-0	6-6	8	3	1	5	1	1	14
Price	+0	0-0	0-0	0-0	0	0	0	0	0	0	0
Team		(39.2%)	(25.0%)	(75.0%)	+2					1	
Totals	200	20-51	4-16	18-24	39	10	11	17	3	5	62

BETHUNE-COOKMAN (49)...0-7

MIN	FG-FGA	3P-3PA	FT-FTA	REB	F	A	TO	BK	ST	PTS	
Ba, f	30	1-8	0-0	0-0	9	1	4	0	0	1	2
Williams, f	25	1-3	0-0	1-2	6	5	0	3	0	3	3
Taylor, g	27	3-7	2-4	0-0	3	1	0	1	0	0	8
Carter, g	28	4-13	0-1	1-1	3	4	3	5	1	1	9
Picard, g	26	1-5	0-4	0-0	2	1	2	6	0	2	2
Frink	15	2-7	1-5	1-2	1	2	0	1	0	0	6
Calyton	22	2-9	1-5	0-0	4	3	0	1	0	1	5
Larmond	27	5-6	3-4	1-1	4	1	0	1	0	3	14
Team		(32.8%)	(30.4%)	(66.7%)	+3						
Totals	200	19-58	7-23	4-6	35	18	9	18	1	11	49

Officials: Ted Valentine, Doug Simons, William Covington. Technical Fouls: None. Deadball Rebounds: Furman 2, Furman 2.

GAME 11 Lipscomb
December 30, 2003
Greenville, S.C.
Attendance: 1,622

Furman	26	30	—	56
Lipscomb	46	46	—	92

FURMAN (92)...7-4

MIN	FG-FGA	3P-3PA	FT-FTA	REB	F	A	TO	BK	ST	PTS	
Ndoye, f	24	2-5	0-2	3-5	5	1	1	3	1	1	7
Sanders, f	19	2-3	1-1	0-0	4	3	3	1	0	2	5
Pojatina, f	15	3-4	0-0	2-3	4	3	0	0	3	0	8
Carter, g	32	0-3	0-2	1-2	4	1	6	3	0	1	1
Bostain, g	19	5-9	3-4	4-6	6	1	4	0	0	0	17
Diagne	18	5-7	1-2	1-1	5	2	0	0	1	1	12
Webb	21	2-3	1-2	0-0	2	2	9	4	0	2	5
Sperry	2	0-0	0-0	0-0	0	0	0	0	0	0	0
Earle	11	3-3	3-3	0-0	1	2	0	2	0	0	9
Punch	6	0-1	0-1	0-0	3	0	0	0	0	1	0
Carson	4	1-1	0-0	2-2	0	0	0	0	0	0	4
Prowell	19	7-10	4-6	0-0	3	2	1	4	1	1	18
Van De Laar	4	2-2	0-0	0-0	0	0	1	0	0	1	4
Price	6	1-3	0-0	0-0	2	0	0	1	0	0	2
Team		(61.1%)	(56.5%)	(68.4%)	+2						
Totals	200	33-54	13-23	13-19	41	17	25	18	6	10	92

LIPSCOMB (56)...2-7

MIN	FG-FGA	3P-3PA	FT-FTA	REB	F	A	TO	BK	ST	PTS	
Hacker, f	16	1-6	0-0	2-2	7	3	0	1	1	0	4
Hartman, f	22	3-6	0-0	3-6	6	2	1	1	0	1	9
Fisk, c	28	6-15	1-2	3-5	2	4	2	4	0	2	16
Poindexter, g	28	1-10	0-4	0-0	1	0	2	1	0	0	2
Jackson, g	21	0-3	0-1	0-2	1	2	1	1	0	0	0
Robinson	7	0-0	0-0	0-0	3	2	1	1	0	0	0
King	12	0-0	0-0	0-0	2	0	0	1	0	0	0
Bolt	9	2-6	1-5	0-0	1	1	1	0	0	1	5
Hankins	18	4-7	2-5	0-0	1	2	0	1	0	2	10
Mays	5	0-0	0-0	0-0	0	0	0	0	0	0	0
Jarboe	27	3-9	0-3	2-2	0	0	2	1	0	3	8
Jenney	7	0-0	0-0	2-4	1	2	1	1	0	0	2
Team		(32.3%)	(20.0%)	(57.1%)	+3						
Totals	200	20-62	4-20	12-21	28	18	11	13	1	9	56

Officials: Gary Wall, Greg Fogleman, Michael Drummond. Technical Fouls: None. Deadball Rebounds: Lipscomb 6, Furman 3.

GAME 12 East Tennessee State
January 5, 2004
Greenville, S.C.
Attendance: 2,261

Furman	29	39	—	68
East Tennessee State	28	41	—	69

FURMAN (68)...7-5, 0-2 SoCon

MIN	FG-FGA	3P-3PA	FT-FTA	REB	F	A	TO	BK	ST	PTS	
Ndoye, f	34	5-12	1-4	0-0	6	1	3	0	0	1	11
Sanders, f	27	2-3	0-1	6-6	11	3	4	2	1	0	10
Pojatina, c	20	2-5	0-0	1-4	4	2	2	1	1	0	5
Carter, g	33	4-9	2-3	2-3	6	1	3	7	0	4	12
Bostain, g	28	3-10	1-4	2-2	3	0	1	4	0	2	9
Diagne	14	3-6	0-0	0-0	1	4	0	2	2	0	6
Webb	19	2-5	1-3	2-2	0	1	2	3	0	1	7
Earle	4	0-1	0-1	0-0	0	0	0	0	0	0	0
Prowell	21	4-7	0-2	0-0	4	3	0	3	0	1	8
Team		(43.1%)	(27.8%)	(76.5%)	+3						
Totals	200	25-58	5-18	13-17	38	15	15	22	4	9	68

EAST TENNESSEE STATE (69)...9-4, 2-0 SoCon

MIN	FG-FGA	3P-3PA	FT-FTA	REB	F	A	TO	BK	ST	PTS	
Fields, f	38	5-12	1-2	1-2	11	4	3	3	0	3	12
Wadood, f	30	7-16	0-0	6-9	8	4	0	6	1	3	20
Rhoda, g	30	1-7	0-0	2-2	2	2	2	2	0	0	4
Smith, g	38	10-15	2-4	0-0	4	3	2	5	0	3	22
Anthony, g	30	2-6	1-5	0-0	7	4	4	1	0	1	5
Oatman	8	0-3	0-1	0-0	0	2	2	0	0	1	0
Scott	7	0-0	0-0	0-0	0	0	0	1	0	0	0
Strong	7	1-2	1-1	0-0	0	1	0	0	0	0	3
Nuckles	12	1-3	1-1	0-2	1	1	0	0	1	0	3
Team		(42.2%)	(42.9%)	(60.0%)	+4						
Totals	200	27-64	6-14	9-15	37	21	13	18	2	13	69

Officials: Tony Greene, Karl Hess, Mike Eades. Technical Fouls: None. Deadball Rebounds: East Tennessee State 4, Furman 1.

GAME 13 College of Charleston
January 10, 2004
Charleston, S.C.
Attendance: 3,468

Furman	29	36	—	65
College of Charleston .	35	35	—	70

FURMAN (65)...7-6, 0-3 SoCon

	MIN	FG-FGA	3P-3PA	FT-FTA	REB	F	A	TO	BK	ST	PTS
Ndoye, f.....	23	1-6	0-0	0-0	0	3	0	3	2	0	2
Sanders, f.....	35	4-6	0-0	3-3	9	2	1	1	0	2	11
Pojatina, c.....	14	3-5	0-0	0-0	2	2	1	1	0	0	6
Carter, g.....	36	2-6	2-4	3-6	4	5	1	4	0	1	9
Bostain, g.....	23	5-13	0-3	3-3	4	1	3	0	1	2	13
Diagne.....	22	6-14	0-1	0-0	5	4	0	1	0	2	12
Webb.....	20	1-3	0-2	2-2	1	2	6	3	0	1	4
Carson.....	1	0-0	0-0	0-0	0	1	0	0	0	0	0
Prowell.....	25	2-9	0-2	4-4	6	5	0	0	0	1	8
Price.....	1	0-0	0-0	0-0	0	0	0	0	0	0	0
Team.....		(38.7%)	(16.7%)	(83.3%)	+5						
Totals.....	200	24-62	2-12	15-18	36	25	12	13	3	9	65

COLLEGE OF CHARLESTON (70)...11-2, 3-0 SoCon

	MIN	FG-FGA	3P-3PA	FT-FTA	REB	F	A	TO	BK	ST	PTS
Mobley, f.....	34	5-13	4-8	2-2	3	3	0	3	0	1	16
Benton, c.....	32	3-5	0-0	5-8	10	3	0	3	3	1	11
Mitchell, g.....	29	6-10	3-7	0-0	4	2	5	2	0	1	15
Swain, g.....	12	2-3	2-3	0-0	3	2	0	0	0	0	6
S. Jackson, g.....	24	1-5	0-2	2-5	1	1	3	5	1	1	4
Hollis.....	14	1-1	0-0	4-4	2	0	0	2	0	1	6
Draper.....	29	0-3	0-2	2-4	3	3	3	1	1	2	2
B. Jackson.....	8	2-2	0-0	1-3	1	3	0	3	0	1	5
Weurding.....	18	0-1	0-0	5-6	6	2	0	0	0	1	5
Team.....		(46.5%)	(40.9%)	(65.6%)	+1						
Totals.....	200	20-43	9-22	21-32	34	19	11	19	5	9	70

Officials: Zelton Steed, John Corio, Sean Casady. Technical Fouls: None. Deadball Rebounds: College of Charleston 4, Furman 1.

GAME 14 Erskine
January 13, 2004
Greenville, S.C.
Attendance: 1,813

Furman	49	40	—	89
Erskine	26	25	—	51

FURMAN (89)...8-6

	MIN	FG-FGA	3P-3PA	FT-FTA	REB	F	A	TO	BK	ST	PTS
Ndoye, f.....	21	1-6	1-2	0-0	5	1	2	0	1	0	3
Sanders, f.....	21	1-3	1-2	4-6	4	3	1	2	0	1	7
Pojatina, c.....	15	3-3	0-0	1-3	6	3	0	2	1	0	7
Carter, g.....	24	2-6	1-3	0-0	1	1	3	1	0	2	5
Bostain, g.....	20	5-10	0-2	3-3	5	2	1	2	0	1	13
Diagne.....	18	5-7	0-2	3-3	4	2	1	2	0	1	13
Webb.....	24	4-9	3-5	0-0	1	1	3	0	0	3	11
Sperry.....	3	0-0	0-0	0-2	2	2	0	1	0	0	0
Punch.....	9	1-2	1-2	2-3	1	0	1	0	0	0	5
Carson.....	14	2-4	1-3	0-0	2	1	3	1	0	2	5
Prowell.....	21	6-7	1-2	3-5	9	3	0	1	5	1	16
Van De Laar.....	4	0-0	0-0	0-0	0	0	2	0	0	0	0
Price.....	6	2-2	0-0	0-0	1	1	1	0	0	0	4
Team.....		(54.2%)	(39.1%)	(64.0%)	+5						
Totals.....	200	32-59	9-23	16-25	44	20	18	12	7	11	89

ERSKINE (51)...4-4

	MIN	FG-FGA	3P-3PA	FT-FTA	REB	F	A	TO	BK	ST	PTS
Williams, f.....	12	1-3	0-0	0-0	1	5	2	0	0	1	2
Mayo, f.....	30	5-9	1-2	0-0	1	2	3	5	1	1	11
Isom, g.....	31	4-16	2-5	4-7	1	0	1	1	0	1	14
Odum, g.....	27	3-6	3-6	0-0	5	4	1	5	0	0	9
Parker, g.....	33	4-6	2-3	1-3	2	4	2	4	0	1	11
Waring.....	9	0-2	0-1	0-0	3	0	0	2	0	0	0
Brock.....	15	0-2	0-2	0-0	0	2	0	1	0	0	0
Winecoff.....	3	0-0	0-0	0-0	0	0	0	0	0	0	0
Wallace.....	+0	0-0	0-0	0-0	0	0	0	0	0	0	0
White.....	9	0-3	0-0	0-0	1	1	0	0	0	0	0
Gibadlo.....	4	2-2	0-0	0-1	3	1	0	0	0	1	4
Sibankulu.....	12	0-1	0-0	0-2	3	0	1	0	0	0	0
Team.....		(36.5%)	(40.0%)	(33.3%)	+5						
Totals.....	200	20-43	9-22	21-32	34	19	11	19	5	9	70

Officials: Charles Bridwell, Bruce Bell, Tony Whisnant. Technical Fouls: None. Deadball Rebounds: Furman 4, Erskine 4.

GAME 15 Georgia Southern
January 17, 2004
Greenville, S.C.
Attendance: 2,121

Furman	32	35	—	67
Georgia Southern	30	41	—	71

FURMAN (67)...8-7, 0-4 SoCon

	MIN	FG-FGA	3P-3PA	FT-FTA	REB	F	A	TO	BK	ST	PTS
Ndoye, f.....	32	6-10	1-3	2-2	5	2	3	0	1	1	15
Sanders, f.....	32	0-4	0-1	0-0	2	0	2	2	0	1	0
Pojatina, c.....	7	1-2	0-0	0-0	1	2	1	2	1	0	2
Carter, g.....	29	5-7	0-1	3-7	5	3	3	4	0	4	13
Bostain, g.....	27	4-9	1-4	1-1	6	0	3	2	0	1	10
Diagne.....	20	5-10	0-0	0-0	5	3	0	1	1	0	10
Webb.....	23	3-6	2-4	0-0	1	1	1	5	0	0	8
Carson.....	+0	0-0	0-0	0-0	0	0	0	0	0	0	0
Prowell.....	30	4-9	0-2	1-2	5	2	2	2	1	0	9
Price.....	+0	0-0	0-0	0-0	0	0	0	0	0	0	0
Team.....		(49.1%)	(26.7%)	(58.3%)	+3						
Totals.....	200	28-47	4-15	7-12	33	13	15	18	4	7	67

GEORGIA SOUTHERN (71)...12-3, 3-1 SoCon

	MIN	FG-FGA	3P-3PA	FT-FTA	REB	F	A	TO	BK	ST	PTS
Olivier, f.....	13	1-3	0-0	0-0	1	0	1	1	0	0	2
Bennett, f.....	30	6-7	0-0	2-2	3	4	1	1	0	0	14
Nesbit, g.....	34	4-14	2-8	4-5	7	2	6	2	0	2	14
Williams, g.....	28	2-7	1-6	0-0	1	2	5	2	0	3	5
Fleming, g.....	21	2-8	0-2	0-0	7	0	2	3	0	1	4
Gennie.....	7	1-2	0-0	0-0	0	0	1	1	0	0	2
Mobley.....	12	0-2	0-1	0-0	0	1	1	1	0	1	0
Gibson.....	18	5-8	4-6	0-0	3	3	0	1	0	1	14
Francois.....	23	7-10	0-0	2-2	6	3	0	1	0	0	16
Byams.....	14	0-2	0-0	0-2	3	2	2	0	0	0	0
Team.....		(44.4%)	(30.4%)	(72.7%)	+4						
Totals.....	200	28-63	7-23	8-11	35	17	19	13	0	8	71

Officials: Doug Simons, Rick Ridenhour, Antonio Petty. Technical Fouls: None. Deadball Rebounds: Georgia Southern 2, Furman 2.

GAME 16 The Citadel
January 19, 2004
Charleston, S.C.
Attendance: 1,190

Furman	35	41	—	76
The Citadel	31	30	—	61

FURMAN (76)...9-7, 1-4 SoCon

	MIN	FG-FGA	3P-3PA	FT-FTA	REB	F	A	TO	BK	ST	PTS
Ndoye, f.....	31	9-13	6-8	3-4	2	3	1	1	0	1	27
Sanders, f.....	27	2-4	0-2	4-6	11	2	4	0	2	1	8
Pojatina, c.....	7	0-1	0-0	0-0	0	4	0	0	1	0	0
Carter, g.....	32	5-8	1-2	4-5	7	0	2	1	0	3	15
Bostain, g.....	25	2-5	0-2	2-4	3	2	5	2	0	3	6
Diagne.....	25	5-8	0-0	0-2	4	1	0	1	0	3	10
Webb.....	25	2-8	1-4	5-6	3	2	1	4	0	2	10
Punch.....	1	0-0	0-0	0-0	0	0	0	0	0	0	0
Carson.....	4	0-2	0-2	0-0	0	0	0	0	0	0	0
Prowell.....	20	0-3	0-2	0-3	4	2	0	2	0	1	0
Price.....	3	0-0	0-0	0-0	0	0	0	0	0	0	0
Team.....		(48.1%)	(36.4%)	(60.0%)	+2						
Totals.....	200	25-52	8-22	18-30	36	16	13	12	3	14	76

THE CITADEL (61)...4-12, 0-5 SoCon

	MIN	FG-FGA	3P-3PA	FT-FTA	REB	F	A	TO	BK	ST	PTS
Everhart, f.....	36	3-7	0-0	3-4	7	0	2	2	0	0	9
Mombollet, f.....	38	5-8	1-2	6-6	1	4	1	0	0	2	17
Davis, f.....	30	0-4	0-3	0-0	5	5	2	4	1	1	0
Terry, g.....	30	4-15	3-8	0-3	4	3	4	3	0	1	11
Hammack, g.....	26	3-8	0-2	2-2	6	4	2	4	0	0	8
Wilson.....	25	5-9	4-7	0-0	0	4	0	3	0	2	14
Miller.....	9	1-3	0-0	0-0	2	2	0	0	0	0	2
Thompson.....	3	0-0	0-0	0-0	0	0	0	1	0	0	0
Xia.....	3	0-0	0-0	0-0	1	2	0	1	0	0	0
Team.....		(38.9%)	(36.4%)	(73.3%)	+8						
Totals.....	200	21-54	8-22	11-15	34	24	11	19	1	6	61

Officials: Donnie Gray, Doug Simons. Technical Fouls: None. Deadball Rebounds: Furman 5, The Citadel 1.

GAME 17 Wofford
January 24, 2004
Greenville, S.C.
Attendance: 2,564

Furman 49 42 — 91
Wofford 25 30 — 55

FURMAN (91)...10-7, 2-4 SoCon

	MIN	FG-FGA	3P-3PA	FT-FTA	REB	F	A	TO	BK	ST	PTS
Ndoye, f	31	11-17	2-3	4-5	6	1	2	1	1	1	28
Sanders, f	22	5-7	1-2	0-0	5	2	3	0	0	1	11
Pojatina, c	13	2-5	0-0	3-4	3	2	3	0	0	0	7
Carter, g	26	3-5	3-3	1-3	2	2	6	0	0	4	10
Bostain, g	23	2-2	1-1	3-4	5	1	4	1	0	1	8
Diagne	21	2-5	0-1	2-2	5	3	0	2	0	2	6
Webb	27	3-7	1-3	2-4	1	1	4	4	0	2	9
Sperry	2	0-0	0-0	0-0	0	1	0	0	0	1	0
Punch	16	2-4	1-2	0-1	2	3	1	1	0	3	5
Carson	7	1-3	0-2	2-2	0	0	1	2	0	0	4
Van De Laar	4	0-0	0-0	1-2	1	1	0	0	0	0	1
Price	8	1-3	0-0	0-0	1	3	0	1	0	1	2
Team		(55.2%)	(52.9%)	(66.7%)							+6
Totals	200	32-58	9-17	18-27	37	20	24	12	1	16	91

WOFFORD (55)...6-11, 2-4 SoCon

	MIN	FG-FGA	3P-3PA	FT-FTA	REB	F	A	TO	BK	ST	PTS
Wikerson, f	23	3-5	0-2	1-2	7	3	0	3	0	0	7
Berg, f	22	6-10	0-1	2-5	6	0	0	3	0	0	14
Eaton, g	23	0-4	0-2	0-0	2	3	0	1	0	0	0
Fields, g	12	1-3	0-0	0-1	0	1	1	2	0	3	2
Marshall, g	24	2-4	1-3	0-0	0	3	0	3	1	0	5
Ingram	12	0-1	0-1	0-0	1	1	0	0	0	0	0
Borders	11	1-4	0-1	0-0	1	3	2	5	0	0	2
Sheehan	6	1-2	1-2	0-0	0	0	0	1	0	0	3
Tarr	11	0-0	0-0	0-0	2	1	0	0	0	0	0
Taylor	16	4-5	1-2	1-5	2	0	2	2	2	0	10
Belton	16	0-1	0-1	2-2	0	1	3	1	0	0	2
Daniels	18	2-5	2-4	0-0	3	4	1	4	1	1	6
Team		(46.7%)	(26.3%)	(42.1%)							+3
Totals	200	21-45	5-19	8-19	28	23	9	25	4	4	55

Officials: Allan Hawkins, William Cheek, Jerry Hill. Technical Fouls: None. Deadball Rebounds: Furman 3, Wofford 2.

GAME 18 Chattanooga
January 26, 2004
Greenville, S.C.
Attendance: 1,413

Furman 33 35 — 68
Chattanooga 31 46 — 77

FURMAN (68)...10-8, 2-5 SoCon

	MIN	FG-FGA	3P-3PA	FT-FTA	REB	F	A	TO	BK	ST	PTS
Ndoye, f	28	2-8	1-6	3-4	2	4	0	1	1	0	8
Sanders, f	34	2-6	0-1	2-3	9	2	4	1	0	1	6
Pojatina, c	18	2-7	0-0	0-0	6	2	2	3	4	0	4
Carter, g	26	4-7	2-4	0-0	7	2	2	4	0	1	10
Bostain, g	28	3-11	0-4	4-5	5	2	2	1	0	2	10
Diagne	18	1-6	0-1	2-2	4	2	1	0	0	0	4
Webb	26	4-11	3-9	0-0	4	2	3	5	0	0	11
Earle	10	4-8	2-5	0-0	3	2	0	2	0	0	10
Punch	12	1-2	0-1	3-4	3	0	1	1	0	0	5
Price	+0	0-1	0-0	0-0	0	0	0	0	0	0	0
Team		(34.3%)	(25.8%)	(77.8%)							+5
Totals	200	23-67	8-31	14-18	48	18	15	18	5	4	68

CHATTANOOGA (77)...12-7, 5-3 SoCon

	MIN	FG-FGA	3P-3PA	FT-FTA	REB	F	A	TO	BK	ST	PTS
Champion, f	37	6-14	2-3	6-6	10	2	1	1	0	3	20
Katelynas, f	14	2-3	0-0	0-0	3	1	0	0	0	2	4
Brown, f	21	2-7	1-4	0-0	4	3	0	0	1	2	5
Trowell, g	35	5-9	0-2	4-5	2	5	6	2	0	0	14
Rogan, g	31	5-13	0-2	1-1	4	0	1	3	0	3	11
Pugh	26	6-14	1-3	3-4	8	1	1	1	2	2	16
Richardson	12	2-3	1-2	0-0	1	1	0	1	0	0	5
Matthews	15	1-3	0-0	0-0	3	2	2	1	0	0	2
Long	5	0-0	0-0	0-0	0	0	0	0	0	0	0
Walton	+0	0-0	0-0	0-0	0	0	0	0	0	0	0
Anderson	4	0-0	0-0	0-0	1	2	0	0	0	0	2
Team		(43.9%)	(31.3%)	(87.5%)							+3
Totals	200	29-66	5-16	14-16	39	17	11	9	3	12	77

Officials: Sean Hull, Orlandis Poole, Tony Greene. Technical Fouls: None. Deadball Rebounds: Furman 0, Chattanooga 0

GAME 19 Appalachian State
January 31, 2004
Greenville, S.C.
Attendance: 2,582

Furman 46 39 — 85
Appalachian State 23 51 — 74

FURMAN (85)...11-8, 3-5 SoCon

	MIN	FG-FGA	3P-3PA	FT-FTA	REB	F	A	TO	BK	ST	PTS
Ndoye, f	32	4-8	2-5	2-2	7	3	3	5	0	0	12
Sanders, f	27	3-6	2-3	1-3	6	3	2	1	0	0	9
Pojatina, c	20	2-3	0-0	0-0	5	1	0	2	3	0	4
Carter, g	33	6-12	2-5	6-8	1	2	4	3	0	1	20
Bostain, g	29	3-9	0-0	10-11	5	2	4	3	0	3	16
Diagne	24	2-4	0-0	5-6	9	1	1	4	1	0	9
Webb	12	2-3	2-3	0-0	1	4	3	3	0	1	6
Earle	14	3-5	1-3	0-0	3	1	0	2	0	1	7
Punch	9	1-2	0-1	0-0	2	1	0	0	0	0	2
Team		(50.0%)	(45.0%)	(80.0%)							+3
Totals	200	26-52	9-20	24-30	42	18	17	23	4	6	85

APPALACHIAN STATE (74)...8-13, 3-5 SoCon

	MIN	FG-FGA	3P-3PA	FT-FTA	REB	F	A	TO	BK	ST	PTS
Mitchell, f	26	2-5	0-0	3-4	4	3	0	1	0	1	7
H. Jones, f	17	7-10	0-0	0-0	7	1	0	0	1	0	14
McFarland, f	22	5-14	0-2	1-1	1	2	0	1	0	3	11
Davis, g	23	4-12	2-6	2-2	5	3	3	6	0	1	12
Brown, g	12	1-4	0-1	0-0	0	2	0	0	0	2	2
Scott	16	2-2	0-0	1-1	1	1	0	1	0	0	5
Smith	13	1-2	0-0	0-1	5	3	0	1	0	0	2
Cranford	8	1-2	1-2	0-0	2	0	1	1	0	0	3
Thompson	20	3-7	0-4	1-1	1	1	3	2	0	5	7
M. Jones	27	5-11	1-6	0-0	0	3	1	1	0	1	11
Thomas	7	0-2	0-0	0-0	2	1	0	0	0	0	0
Deas	9	0-1	0-0	0-0	1	4	0	1	0	0	0
Team		(43.1%)	(19.0%)	(80.0%)							+3
Totals	200	31-72	4-21	8-10	32	24	8	15	1	13	74

Officials: Gary Wall, Raymond Styons, Dave Davis. Technical Fouls: None. Deadball Rebounds: Appalachian State 1, Furman, 0