



Game 12 — Monday, January 5, 2004
Furman Paladins (7-4, 0-1 SoCon) vs. East Tennessee State Buccaneers (8-4, 1-0 SoCon)
Timmons Arena (5,000), Greenville, South Carolina, 7:00 EST
WGOG-FM 96.3 (Walhalla), WCSZ-AM 1070 (Greenville), YahooBroadcast.com



Furman Paladins (146 Sagarin/219 RPI as of 1/2/04)		ppg	rpg	Notes
G 3	Tony Carter 6-0 .. 170 .. So..... Burlington, N.C.	8.5	*4.2	FU assists (46), steals (18) leader; 7x15 3PFs (.467) last 4 games
G 4	Robby Bostain 6-3 .. 185 .. R-Fr. Duluth, Ga.	10.6	4.6	13.8 ppg, 25x56 FGs (.446) last 6 games; 17 pts. (3x4 3PFs) vs. Lipscomb
F 5	Maleye Ndoye 6-8 .. 205 .. Sr..... Dakar, Senegal	15.5	5.6	27 pts, 7 reb. vs. High Point; career high 32 pts. vs. J. Madison & Minnesota
F 41	Nick Sanders 6-7 .. 215 .. Jr..... Leavenworth, Kan. ..	6.4	5.5	10 pts., 4 rebs., vs. Bethune-Cookman; career high 11 rebs. vs. N. Iowa
C 10	Marijan Pojatina 6-11 205 .. Sr..... Zagreb, Croatia	3.5	3.3	92 career blocks; 8 pts., 4 rebs., 3 blk., in 15 min vs. Lipscomb
G 13	Eric Webb 6-2 .. 185 .. Fr..... Grand Rapids, Minn. 10.5	3.3		12x22 FGs (10x18 3PFs, .556) last 4 games; 9 ast. vs. Lipscomb; 20 pts. vs. OSU
F 32	Quan Prowell 6-8 .. 210 .. Fr..... Columbus, Ga.	11.9	4.5	JITB Classic MVP; 18 pts., 4x6 3PFs vs. Lipscomb; .607 FG%, 9x15 3PF (.600)

* Assists *Larry Davis (Asbury '78), 83-105 (7th Year at FU), 83-105 (7th Year Overall), 4-2 vs. East Tennessee State*

FURMAN-EAST TENNESSEE STATE SERIES INFORMATION
(Furman leads 22-20)

Monday's Furman-East Tennessee State game will mark the 43rd meeting between the Paladins and Buccaneers in a series that got its start with a 60-58 Furman victory in Greenville during the 1961-62 season. The Paladins hold a slight 22-20 advantage and have won six of the last eight clashes with the Buccaneers, including last year's 84-71 triumph in Johnson City. ETSU posted a 78-67 win in Greenville two years ago. Overall the Paladins sport an 11-8 record versus the Buccaneers in Greenville. Furman, which is 2-1 against ETSU in Timmons Arena, recorded its first SoCon victory in the facility with a 46-44 verdict over the Buccaneers on Jan. 5, 1998.

2003-04 SOUTHERN CONFERENCE STANDINGS/SCHEDULE

North Division	Conference	Overall
East Tennessee State	1 - 0 1.000	8 - 4 .667
Western Carolina	1 - 0 1.000	6 - 4 .600
Appalachian State	1 - 0 1.000	6 - 7 .462
Elon	1 - 0 1.000	4 - 7 .364
UNC Greensboro	1 - 0 1.000	4 - 7 .364
Chattanooga	0 - 1 .000	7 - 5 .583
South Division	Conference	Overall
Coll. of Charleston	1 - 0 1.000	9 - 1 .900
Georgia Southern	0 - 1 .000	7 - 3 .700
Furman	0 - 1 .000	7 - 4 .636
Davidson	0 - 1 .000	4 - 7 .364
Wofford	0 - 1 .000	3 - 7 .300
The Citadel	0 - 1 .000	3 - 8 .273

Friday, January 2

Appalachian State at South Carolina, 7:30
 Fort Valley State at Georgia Southern, 7:30

Saturday, January 3

Iona at Davidson, 1:00
 Army at The Citadel, 2:00
 College of Charleston at Wisconsin, 2:00
 North Greenville at Western Carolina, 7:00

Sunday, January 4

Wofford at Minnesota, 2:00

2003-04 FURMAN PALADINS RESULTS/SCHEDULE
(7-4, 0-1 SoCon South)

Date	Opponent (TV)	Time
Nov. 22	@ James Madison	L 72-78
Nov. 24	SOUTHERN WESLEYAN	W 77-53
Nov. 26	GREENSBORO COLLEGE	W 74-49
Nov. 30	@ Minnesota	(ot) L 84-91
Dec. 3	@ UNC Greensboro*	L 65-73
Dec. 6	@ Northern Iowa	W 64-55
Dec. 14	@ UNC Asheville	W 60-56
Dec. 17	@ Ohio State (ESPN)	L 68-70
Dec. 20	HIGH POINT	W 98-87
FURMAN HOLIDAY CLASSIC		
Dec. 29	BETHUNE-COOKMAN	W 62-49
Dec. 30	LIPSCOMB	W 92-56
Jan. 5	EAST TENNESSEE STATE*	7:00
Jan. 10	@ College of Charleston* (CSS) ...	6:00
Jan. 13	ERSKINE	7:00
Jan. 17	GA. SOUTHERN* (FOXSS)	Noon
Jan. 19	@ The Citadel*	7:15
Jan. 24	WOFFORD*	1:00
Jan. 26	CHATTANOOGA*	7:00
Jan. 31	APPALACHIAN STATE* (CSS) ..	4:00
Feb. 2	@ Elon*	7:00
Feb. 7	@ Georgia Southern*	7:30
Feb. 10	DAVIDSON*	7:00
Feb. 14	@ Wofford*	7:00
Feb. 16	@ Western Carolina*	7:00
Feb. 21	THE CITADEL*	4:00
Feb. 25	COLL. OF CHARLESTON* (CSS) ...	7:00
Feb. 28	@ Davidson*	7:00
Mar. 3-6	SoCon Tourney	TBA

* Southern Conference Game

NOTING THE PALADINS...Furman returns to Southern Conference play on Monday when it entertains defending league tournament champion East Tennessee State under new head coach **Murry Bartow**. The Buccaneers sport an 8-4 overall record and claimed a 91-85 win over Georgia Southern in Johnson City on Dec. 5 in the league season opener. ETSU dropped two of three games at Hawaii's Rainbow Classic last week, including a 71-66 setback to American on Dec. 30. The Buccaneers sport a balanced attack with four double figure scorers: forwards **Zakee Wadood** (14.4 ppg), **Jerald Fields** (12.2 ppg), and **Ben Rhoda** (12.6 ppg), and guard **Tim Smith** (12.4 ppg). Last year Furman knocked off the Buccaneers 81-74 in Johnson City behind a 32-performance by **Karim Souchu**. On this date in 1998 Furman notched its first Southern Conference win in Timmons Arena with a 46-44 victory over East Tennessee State. Paladin head coach **Larry Davis**, who spent three seasons on the coaching staff at ETSU (1980-82), is 4-2 versus the Buccaneers. Furman heads into Monday's game having won three straight and five of its last six games. The Paladins' 92-56 triumph over Lipscomb on Dec. 30 gave the program the Jack In The Box Furman Holiday Classic title — the program's first tournament championship of any kind since Furman knocked off Marshall 80-62 in Roanoke, Va., to win the 1980 Southern Conference title. The victory over the Bison also marked the Paladins' record eighth-straight win in Timmons Arena dating back to last season. The 92-point performance versus Lipscomb represented the second time in the last three games Furman had topped the 90-point plateau. On Dec. 20 the Paladins rolled up High Point 98-87 for the highest tally versus an NCAA Division I opponent since the 1993-94 season when Furman downed Charleston Southern 103-98 in North Charleston. The 98 points also represented the highest output by a Paladin squad versus a Division I foe in Greenville since a 103-94 win over nationally 10th-ranked East Tennessee State during the 1990-91 campaign. Furman is currently averaging 74.2 ppg, which is significantly higher than last year's 66.2 ppg figure. The Paladins went 5-2 in December, including a 64-55 win at Northern Iowa (Dec. 6). One of the two losses was a narrow 70-68 setback at Ohio State (Dec. 17). Furman also came close against another Big Ten foe it dropped a 91-84 overtime decision to Minnesota (Nov. 30). The Paladins shot a season high 61.1 percent from the field (33x54) in the win over Lipscomb, including another season high 54.8 percent from three-point range (13x19). The .611 percent mark was the highest since the 1998-99 season when the Paladins shot .639 percent (39x61) in a 97-75 win over Coastal Carolina, and the .565 percent effort from three-point range was the highest against a Division I foe since a .615 percent display (8x13) in a 70-52 win over UNC Greensboro during the 2001-01 campaign. Furman's 13 made three-pointers versus Lipscomb also tied a school single game record: 13x30 vs. Marshall, 1993-94 (83-64 win) and 13x32 vs. James Madison, 1994-95 (79-72 OT win). The Paladins made 12-of-22 treys (.545) in the 70-68 loss to Ohio State on Dec. 17. In its last four games (3-1), Furman has converted .512 percent of its field goal attempts (106x207), .471 percent of its three-point shots (40x85), and .755 percent of its free throw opportunities (68x90). Furman shot just .282 from three-point range over its first seven games but is now hitting on .349 on the season beyond the arc. In its 62-49 victory over Bethune-Cookman, the Paladins didn't attempt a free throw in the first half and trailed 27-23 at intermission; in the second half Furman knocked down 18-of-24 attempts from the charity stripe. Freshman forward **Quan**

Prowell earned Jack In The Box Furman Holiday Classic MVP honors after scoring a game high 18 points in 19 minutes of action in the 92-56 win over Lipscomb. A Columbus, Ga., product who helps comprise a very talented Paladin freshman class, he converted 7-of-10 field goal attempts against the Bison, including 4-of-6 treys. Currently the Paladins' second leading scorer (11.9 ppg), he also paces the squad in field goal percentage (.607), three-point field goal percentage (.600, 9x15), and free throw percentage (.833, 20x24). In the Paladins' 73-65 loss at UNC Greensboro on Dec. 3, he almost single handedly kept Furman in the game with a season high 22-point outing (9-x10 FGs). He heads into the ETSU game having knocked down his last nine free throw attempts. **Maleye Ndoye** continues to lead Furman in scoring (15.5 ppg) thanks, in part, to a pair of career high 32-point performances. He opened the season with a 32-point effort in the Paladins' 78-72 loss at James Madison, and on Nov. 30 matched it (14x21 FGs) in a 91-84 overtime loss at Minnesota. He scored a game high 27 points in the Paladins' 98-87 triumph over High Point (Dec. 20). Last year he averaged 5.2 ppg. His 32 points versus Minnesota was the most by an opponent at Williams Arena since Michigan's **Louis Bullock** tallied 33 versus the Gophers on Jan. 20, 1999. This past summer Ndoye helped his native Senegal to a fourth place finish in the African Championships, including a 27-point performance in a 92-77 win over Morocco. Redshirt freshman guard **Robby Bostain** also earned Jack In The Box Furman Holiday Classic all-tournament honors with a solid 17-point, 6-rebound, 4-assist performance in only 19 minutes versus Lipscomb. Included in the outing against the Bison was fine work from three-point range (3x4). Over the last six games, he has averaged a solid 13.8 ppg and shot .446 from the field. In the Paladins' 98-87 victory over High Point (Dec. 20), he cashed in on 13-of-16 free throw attempts on the way to a season high 21 points. He's also only been whistled for 10 fouls in 259 minutes of action. Sophomore guard **Tony Carter** has averaged 10.2 ppg over the past five games, included in which was a season high 18-point outing versus High Point. He's shot .500 (13x26) from the field in the last four contests and 7-of-15 from three-point range (.467). After knocking down only 14 of his first 32 free throw attempts (.438), he has also improved from the line, where he has made 7 of his last nine (.778) to raise his season percentage to .512. Carter also leads Furman in assists (46) and steals (18). Another key performer in Furman's impressive freshman class is guard **Eric Webb**, who has blistered the nets from three-point range over the last four games (10x18, .556). In the Paladins' 92-56 rout of Lipscomb on Wednesday, he came off the bench to register a season high nine assists, a pair of steals, and five points in only 21 minutes of action. In the Paladins' 70-68 loss at Ohio State on Dec. 17, he tallied a season high 20 points on the strength of 6-of-8 shooting from three-point range. He ranks second only to Quan Prowell at the free throw line, having cashed in on 20-of-25 attempts (.800). Junior forward **Nick Sanders** also earned all-tournament honors last week after contributing 10 points and four rebounds in the victory over Bethune-Cookman. He recorded his first career double-double with 10 points and a career high 11 rebounds in the 64-55 victory over Northern Iowa on Dec. 6. Sanders took four stitches following the Ohio State game after receiving a flagrant elbow to the face in the second half from the Buckeyes' **Matt Sylvester**,

who was subsequently suspended for one game by the OSU coaching staff. Ironically, Sanders, who suffered a broken nose in the preseason, was whistled for a blocking foul after receiving the flagrant elbow, falling to the floor, and covering his head. Freshman forward **Moussa Diagne** (pronounced "Jine") contributed a season high 12 points, five rebounds, a block and a steal in 18 minutes against Lipscomb. Senior center **Marijan Pojatina** enjoyed a fine game against Lipscomb, scoring eight points and collecting four rebounds and three blocks in 15 minutes of action. He now has 92 blocks in his career, which ranks him fifth on Furman's all-time ledger. Heading into Monday's game versus East Tennessee State, 48.3 percent (394 points) of Furman's scoring and 40.2 percent of the team's rebounding (165 rebounds) is coming from its freshman class, which currently boasts three of the team's top four scorers. Of the 13 active players in Furman's program, nine count a year or less of collegiate experience, and five are freshmen. Furman announced the signing of 6-foot-2 wing guard **Jadee Jones** from Apple Valley, Minn., in November. As a junior at DeLaSalle (Minn.) High School, he averaged 18.0 ppg, shot 45.0 percent from three-point range, and earned all-state honors. This year he is attending Hopkins High School in Minneapolis. Last year's 8-8 Southern Conference South Division mark represented the program's first .500 conference campaign since the 1991-92 season (9-5) and first non-losing league record since the SoCon went to divisional play in 1994-95. Furman's biggest win a year ago was an 84-71 triumph over eventual league tournament champion East Tennessee State in Johnson City. Furman was a consensus preseason No. 5 pick in separate polls by league head coaches and media in the six-team south division. The Paladins lost their top four scorers and three leading rebounders from a year ago, including forward **Karim Souchu** (19.5 ppg/4.5 rpg), who completed his career with 2,014 points, good for fourth place on Furman's all-time scoring chart. Furman also graduated point guard **Guilherme Da Luz** (11.4 ppg/4.2 rpg/1.49 assists), who last year became the first player in SoCon history to tally 1,000 points (1,253), 600 assists (668), 500 rebounds (512), and 200 steals (205). In addition, the Paladins graduated forward **Kenny Zeigler** (8.3 ppg/7.8 rpg). This year Furman will celebrate the 50th anniversary of Paladin All-American **Frank Selvy's** senior season with ceremonies at the Paladins' home game versus The Citadel (Feb. 21). A native of Corbin, Ky., who currently lives just outside Greenville, Selvy led the nation in scoring (41.7 ppg), tallied an NCAA record 100 points in a 149-95 win over Newberry College on Feb. 13, 1954 at Greenville's Textile Hall, and was named NCAA Player-of-the-Year in 1954 after helping Furman to a 21-6 season that featured wins over South Carolina, Clemson, Virginia Tech, Georgia Tech, and Manhattan, among others. The NBA's No. 1 Draft pick in 1954 by the Baltimore Bullets, he played nine seasons in the NBA, including five with the Los Angeles Lakers, where he played alongside future Hall-of-Famers **Jerry West** and **Elgin Baylor**. He still holds five NCAA records, 10 Southern Conference standards, and 17 school records, and is a member of both the Furman and South Carolina Athletic Halls of Fame. His jersey No. 28 is one of only four retired numbers in Furman basketball history. Selvy was also recently ranked (No. 50) by *Street & Smith's Magazine* among the 100 greatest players in college basketball history.

2003-04 FURMAN PALADINS ROSTER

No.	Name	Pos.	Ht.	Wt.	Yr.	Hometown	Last School
1	Moussa Diagne	F	6-8	210	Fr.	Thies, Senegal	Mount Olive (Ga.) Preparatory School
3	Tony Carter	G	6-0	170	So.	Burlington, N.C.	Williams High School
4	Robby Bostain	G/F	6-3	185	R-Fr.	Duluth, Ga.	Brookwood High School
5	Maleye Ndoye	F	6-8	205	Sr.	Dakar, Senegal	Washington (Tenn.) Academy
10	Marijan Pojatina	C	6-11	205	Sr.	Zagreb, Croatia	XI School
13	Eric Webb	G	6-2	185	Fr.	Grand Rapids, Minn.	Grand Rapids High School
15	Daniel Sperry	F	6-6	200	So.	St. Simons Island, Ga.	Glynn Academy
21	Ben Earle	G/F	6-5	190	R-So.	Standish, Me.	Gordon (Mass.) College
22	Gerad Punch	G/F	6-4	200	Fr.	Phoenix, Ariz.	Brophy Preparatory School
24	Ryan Carson	G	6-3	180	Jr.	Charlotte, N.C.	Providence Day School
32	Quan Prowell	F	6-8	210	Fr.	Columbus, Ga.	Jordan High School
41	Nick Sanders	F	6-7	215	Jr.	Leavenworth, Kan.	Leavenworth High School
43	Julius van de Laar	F	6-7	225	Fr.	Heidelberg, Germany	Urspring High School
45	Cedrick Price	C	6-9	245	Jr.	Savannah, Ga.	Fork Union (Va.) Military Academy

Head Coach: Larry Davis (Asbury '78)

Assistant Coaches: Ken Potosnak (Randolph-Macon '90), Niko Medved (Minnesota '97), Mike Shedd (Purdue '97)

THE LARRY DAVIS FILE

PERSONAL

Full Name: Larry Allen Davis
 Born: June 3, 1956, in Mount Sterling, Ky.
 Wife: The former Treva Baird of Kingsport, Tenn.
 Married: September 3, 1977, in Wilmore, Ky.
 Children: Morgan (17) and Jordan (12)

EDUCATION

Wapahani High School (Ind.), 1974
 Asbury College (Ky.), B.A., Education, 1978
 East Tennessee State University, M.A., Physical Education, 1982

PLAYING CAREER

Wapahani High School (Ind.)
 ✎ Basketball (two letters, team captain)
 ✎ Baseball (four letters, team captain)
 ✎ Outstanding Athlete, 1974
 Asbury College (Ky.)
 ✎ Soccer (four letters)
 ✎ Track & Field (four letters)



COACHING CAREER

Year	School	Responsibility	Overall Record	Conf. Record	Conf. Finish	Conf.
1979-80	East Tennessee State	Graduate Assistant Coach	15-13	8-7	(4th)	SoCon
1980-81	East Tennessee State	Graduate Assistant Coach	13-14	9-7	(4th)	SoCon
1981-82	East Tennessee State	Graduate Assistant Coach	13-15	8-8	(4th)	SoCon
1982-83	Cloverport High School (Ky.)	Head Coach	15-13			...
1983-84	Oak Hill Academy (Va.)	Head Coach	25-5			...
1984-85	Oak Hill Academy (Va.)	Head Coach	26-4			...
1985-86	Delaware	Assistant Coach	11-16	4-10	(8th)	East Coast
1986-87	Delaware	Assistant Coach	12-16	3-11	(8th)	East Coast
1987-88	Delaware	Assistant Coach	19-9	9-5	(T2nd)	East Coast
1988-89	Delaware	Assistant Coach	14-14	6-8	(6th)	East Coast
1989-90	Wake Forest	Assistant Coach	12-16	3-11	(8th)	ACC
1990-91	Wake Forest	Assistant Coach	*19-11	8-6	(3rd)	ACC
1991-92	Wake Forest	Assistant Coach	*17-12	7-9	(6th)	ACC
1992-93	Wake Forest	Assistant Coach	*21-9	10-6	(3rd)	ACC
1993-94	Ball State	Assistant Coach	16-12	11-7	(4th)	MAC
1994-95	Minnesota	Assistant Coach	*19-12	10-8	(T5th)	Big Ten
1995-96	Minnesota	Assistant Coach	#19-13	10-8	(T5th)	Big Ten
1996-97	Minnesota	Assistant Coach	*31-4	16-2	(1st)	Big Ten
1997-98	Furman	Head Coach	9-20	5-9	(4th)	Southern
1998-99	Furman	Head Coach	12-16	5-11	(5th)	Southern
1999-00	Furman	Head Coach	14-18	5-10	(6th)	Southern
2000-01	Furman	Head Coach	10-16	5-11	(6th)	Southern
2001-02	Furman	Head Coach	17-14	7-9	(5th)	Southern
2002-03	Furman	Head Coach	14-17	8-8	(3rd)	Southern
2003-04	Furman	Head Coach	7-4			

* NCAA Tournament
 # National Invitation Tournament

COLLEGIATE HEAD COACHING RECORD

Furman — 83-105, 7th Year (.441)

**2004 Southern Conference
Men's Basketball Championship
North Charleston Coliseum, North Charleston, S.C.
March 3-6, 2004**



#4 seed South

Session 1, Game 1
March 3, noon
#5 seed North

Session 3, Game 5
March 4, noon
#1 seed North

#2 seed South

Session 3, Game 6
March 4, 30 minutes after
Game 5

#3 seed North

Session 1, Game 2
March 3, 30 minutes
after Game 1
#6 seed South

#4 seed North

Session 2, Game 3
March 3, 6:00 p.m.
#5 seed South

Session 4, Game 7
March 4, 6:00 p.m.
#1 seed South

#2 seed North

Session 4, Game 8
March 4, 30 minutes
after Game 7

#3 seed South

Session 2, Game 4
March 3, 30 minutes
after Game 3
#6 seed North

Session 5, Game 9
March 5, 6:00 p.m.
LIVE ON CSS

CHAMPIONSHIP GAME
Session 6, Game 11
March 6, 1:00 p.m.
LIVE ON ESPN

Session 5, Game 10
March 5, 30 minutes after
Game 9
LIVE ON CSS

**2003-04 FURMAN PALADINS BASKETBALL
SEASON BOX SCORE
ALL GAMES**

RECORD:	OVERALL	HOME	AWAY	NEUTRAL
ALL GAMES.....	(7-4)	(5-0)	(2-4)	(0-0)
CONFERENCE.....	(0-1)	(0-0)	(0-1)	(0-0)
NON-CONFERENCE.....	(7-3)	(5-0)	(2-3)	(0-0)

DATE	TIME	OPPONENT	SCORE	ATTEND	HIGH POINTS	HIGH REBOUNDS
11/22/03	7:00 p.m.	at James Madison	72-78 L	3784	(32)NDOYE, Maleye	(7)POJATINA, Marijan
11/24/03	7:00 p.m.	SOUTHERN WESLEYAN	W 77-53	1032	(17)WEBB, Eric	(9)SANDERS, Nick
11/26/03	7:00 p.m.	GREENSBORO COLLEGE	W 74-49	1053	(16)PROWELL, Quan	(7)NDOYE, Maleye
11/30/03	1:00 p.m.	at Minnesota	84-91 LOT	11850	(32)NDOYE, Maleye	(9)NDOYE, Maleye
12/03/03	7:35 p.m.	* at UNCG	65-73 L	1090	(22)PROWELL, Quan	(7)PROWELL, Quan
12/06/03	1:05 p.m.	at UNI	W 64-55	1282	(18)BOSTAIN, Robby	(11)SANDERS, Nick
12/14/03	2:00 p.m.	at UNC Asheville	W 60-56	750	(11)WEBB, Eric (11)BOSTAIN, Robby (11)CARTER, Tony	(8)NDOYE, Maleye (8)PROWELL, Quan
12/17/03	8:00 p.m.	at Ohio State	68-70 L	12248	(20)WEBB, Eric	(7)NDOYE, Maleye
12/20/03	2:30 p.m.	HIGH POINT	W 98-87	1259	(27)NDOYE, Maleye	(8)BOSTAIN, Robby
12/29/03	8:00 p.m.	BETHUNE-COOKMAN	W 62-49	1142	(14)PROWELL, Quan	(9)CARTER, Tony
12/30/03	7:45 p.m.	LIPSCOMB	W 92-56	1622	(18)PROWELL, Quan	(6)BOSTAIN, Robby

* Conference game

ATTENDANCE SUMMARY	GAMES	TOTALS	AVG/GAME
HOME.....	5	6108	1222
AWAY.....	6	31004	5167
NEUTRAL.....	0	0	0
TOTAL.....	11	37112	3374

## Player	GP-GS	---TOTAL---		---3-PTS---		---REBOUNDS---														
		Min--Avg	FG-FGA	Pct	3FG-FGA	Pct	FT-FTA	Pct	Off	Def	Tot	Avg	PF	FO	A	TO	Blk	Stl	Pts	Avg
05 NDOYE, Maleye.....	11-11	335 30.5	60-128	.469	16-42	.381	34-43	.791	15	47	62	5.6	20	1	9	22	4	13	170	15.5
32 PROWELL, Quan.....	11-1	244 22.2	51-84	.607	9-15	.600	20-24	.833	16	33	49	4.5	36	1	8	20	11	11	131	11.9
04 BOSTAIN, Robby....	11-11	259 23.5	37-101	.366	7-32	.219	36-48	.750	18	33	51	4.6	10	0	30	19	0	15	117	10.6
13 WEBB, Eric.....	11-0	291 26.5	35-83	.422	25-66	.379	20-25	.800	9	27	36	3.3	13	0	35	32	0	10	115	10.5
03 CARTER, Tony.....	11-11	321 29.2	30-73	.411	12-39	.308	21-41	.512	11	30	41	3.7	17	1	46	26	0	18	93	8.5
41 SANDERS, Nick.....	11-11	315 28.6	28-56	.500	4-10	.400	10-16	.625	21	39	60	5.5	34	2	23	15	1	15	70	6.4
01 DIAGNE, Moussa....	4-0	72 18.0	9-18	.500	1-4	.250	4-7	.571	4	7	11	2.8	12	0	3	6	2	3	23	5.8
21 EARLE, Ben.....	11-0	151 13.7	16-37	.432	9-24	.375	4-10	.400	3	9	12	1.1	12	0	5	9	1	6	45	4.1
10 POJATINA, Marijan..	10-10	152 15.2	13-38	.342	0-1	.000	9-18	.500	7	26	33	3.3	27	1	8	13	18	2	35	3.5
24 CARSON, Ryan.....	3-0	8 2.7	2-4	.500	1-3	.333	2-2	1.000	0	1	1	0.3	1	0	0	0	0	1	7	2.3
43 VAN DE LAAR, Julius	2-0	8 4.0	2-2	1.000	0-0	.000	0-0	.000	2	1	3	1.5	0	0	1	2	0	2	4	2.0
22 PUNCH, Gerad.....	9-0	42 4.7	1-8	.125	0-5	.000	2-2	1.000	2	13	15	1.7	4	0	4	3	0	4	4	0.4
45 PRICE, Cedrick.....	5-0	22 4.4	1-6	.167	0-0	.000	0-0	.000	0	5	5	1.0	0	0	0	2	0	0	2	0.4
15 SPERRY, Daniel.....	2-0	5 2.5	0-2	.000	0-0	.000	0-0	.000	1	0	1	0.5	0	0	0	0	0	0	0	0.0
TEAM.....																				

Total.....	11	2225	285-640	.445	84-241	.349	162-236	.686	123	287	410	37.3	186	6	172	172	37	100	816	74.2
Opponents.....	11	2225	261-637	.410	56-193	.290	139-209	.665	125	269	394	35.8	213	-	124	193	21	102	717	65.2

SCORE BY PERIODS:	1st	2nd	OT	Total
Furman.....	385	425	6	- 816
Opponents.....	328	376	13	- 717

DEADBALL REBOUNDS:	OFF	DEF	TOTAL
Furman.....	35	1	36
Opponents.....	35	0	35

2003-04 FURMAN PALADINS BASKETBALL
 FURMAN TEAM GAME-BY-GAME
 ALL GAMES

Opponent	Date	Score	W/L	---TOTAL---		--3-PTRS--		FT-FTA		Pct		----REBOUNDS----				PF		A		TO		Blk		Stl		Pts---Avg	
				FG-FGA	Pct	3FG-FGA	Pct	Off	Def	Tot	Avg	PF	A	TO	Blk	Stl	Pts	Avg									
at James Madison	11/22/03	72-78	L	21-62	.339	9-29	.310	21-28	.750	15	21	36	36.0	17	10	15	3	10	72	72.0							
SOUTHERN WESLEYAN	11/24/03	77-53	W	27-60	.450	7-23	.304	16-26	.615	15	30	45	40.5	17	18	24	5	12	77	74.5							
GREENSBORO COLLEGE	11/26/03	74-49	W	25-67	.373	9-22	.409	15-22	.682	19	22	41	40.7	13	19	15	5	17	74	74.3							
at Minnesota	11/30/03	84-91	Lot	35-66	.530	4-19	.211	10-16	.625	9	24	33	38.8	24	20	12	4	11	84	76.8							
at UNC-Greensboro	12/03/03	65-73	L	26-57	.456	6-20	.300	7-11	.636	8	22	30	37.0	13	14	14	3	5	65	74.4							
at Northern Iowa	12/06/03	64-55	W	24-57	.421	2-13	.154	14-24	.583	9	34	43	38.0	22	15	8	2	9	64	72.7							
at UNC Asheville	12/14/03	60-56	W	21-64	.328	7-30	.233	11-19	.579	15	24	39	38.1	11	10	11	3	8	60	70.9							
at Ohio State	12/17/03	68-70	L	24-49	.490	12-22	.545	8-11	.727	4	24	28	36.9	20	15	16	2	5	68	70.5							
HIGH POINT	12/20/03	98-87	W	29-53	.547	11-24	.458	29-36	.806	9	26	35	36.7	22	15	22	1	8	98	73.6							
BETHUNE-COOKMAN	12/29/03	62-49	W	20-51	.392	4-16	.250	18-24	.750	12	27	39	36.9	10	11	17	3	5	62	72.4							
LIPSCOMB	12/30/03	92-56	W	33-54	.611	13-23	.565	13-19	.684	8	33	41	37.3	17	25	18	6	10	92	74.2							

Furman		816		285-640	.445	84-241	.349	162-236	.686	123	287	410	37.3	186	172	172	37	100	816	74.2							
Opponents		717		261-637	.410	56-193	.290	139-209	.665	125	269	394	35.8	213	124	193	21	102	717	65.2							

Games played: 11
 Points/game: 74.2
 FG Pct: 44.5
 3FG Pct: 34.9
 FT Pct: 68.6

Rebounds/game: 37.3
 Assists/game: 15.6
 Turnovers/game: 15.6
 Assist/turnover ratio: 1.0
 Steals/game: 9.1
 Blocks/game: 3.4

2003-04 FURMAN PALADINS BASKETBALL
 OPPONENT GAME-BY-GAME
 ALL GAMES

Opponent	Date	Score	W/L	---TOTAL---		--3-PTRS--		FT-FTA		Pct		----REBOUNDS----				PF		A		TO		Blk		Stl		Pts---Avg	
				FG-FGA	Pct	3FG-FGA	Pct	Off	Def	Tot	Avg	PF	A	TO	Blk	Stl	Pts	Avg									
at James Madison	11/22/03	72-78	L	31-57	.544	7-13	.538	9-16	.563	7	29	36	36.0	21	14	20	4	6	78	78.0							
SOUTHERN WESLEYAN	11/24/03	77-53	W	20-63	.317	2-14	.143	11-20	.550	15	21	36	36.0	20	9	25	1	15	53	65.5							
GREENSBORO COLLEGE	11/26/03	74-49	W	15-42	.357	7-15	.467	12-15	.800	7	26	33	35.0	19	9	29	2	8	49	60.0							
at Minnesota	11/30/03	84-91	Lot	30-59	.508	8-16	.500	23-33	.697	13	26	39	36.0	18	18	16	3	8	91	67.8							
at UNC-Greensboro	12/03/03	65-73	L	27-59	.458	6-19	.316	13-18	.722	12	26	38	36.4	18	10	14	1	10	73	68.8							
at Northern Iowa	12/06/03	64-55	W	18-61	.295	4-31	.129	15-22	.682	13	29	42	37.3	22	7	12	1	4	55	66.5							
at UNC Asheville	12/14/03	60-56	W	23-53	.434	4-16	.250	6-10	.600	9	31	40	37.7	15	13	19	4	5	56	65.0							
at Ohio State	12/17/03	68-70	L	27-57	.474	2-11	.182	14-21	.667	11	23	34	37.2	15	11	10	1	9	70	65.6							
HIGH POINT	12/20/03	98-87	W	31-66	.470	5-15	.333	20-27	.741	14	19	33	36.8	29	13	17	2	17	87	68.0							
BETHUNE-COOKMAN	12/29/03	62-49	W	19-58	.328	7-23	.304	4-6	.667	12	23	35	36.6	18	9	18	1	11	49	66.1							
LIPSCOMB	12/30/03	92-56	W	20-62	.323	4-20	.200	12-21	.571	12	16	28	35.8	18	11	13	1	9	56	65.2							

Opponents		717		261-637	.410	56-193	.290	139-209	.665	125	269	394	35.8	213	124	193	21	102	717	65.2							
Furman		816		285-640	.445	84-241	.349	162-236	.686	123	287	410	37.3	186	172	172	37	100	816	74.2							

Games played: 11
 Points/game: 65.2
 FG Pct: 41.0
 3FG Pct: 29.0
 FT Pct: 66.5

Rebounds/game: 35.8
 Assists/game: 11.3
 Turnovers/game: 17.5
 Assist/turnover ratio: 0.6
 Steals/game: 9.3
 Blocks/game: 1.9

2003-04 FURMAN PALADINS BASKETBALL
FURMAN HIGH/LOW ANALYSIS
ALL GAMES

FURMAN - GAME HIGHS

POINTS.....	98	vs High Point (12/20/03)
FIELD GOALS MADE.....	35	at Minnesota (11/30/03)
FIELD GOAL ATTEMPTS.....	67	vs Greensboro College (11/26/03)
FIELD GOAL PERCENTAGE.....	.611 (33-54)	vs Lipscomb (12/30/03)
3 PT FIELD GOALS MADE.....	13	vs Lipscomb (12/30/03)
3 PT FG ATTEMPTS.....	30	at UNC Asheville (12/14/03)
3 PT FG PERCENTAGE.....	.565 (13-23)	vs Lipscomb (12/30/03)
FREE THROWS MADE.....	29	vs High Point (12/20/03)
FREE THROW ATTEMPTS.....	36	vs High Point (12/20/03)
FREE THROW PERCENTAGE.....	.806 (29-36)	vs High Point (12/20/03)
REBOUNDS.....	45	vs Southern Wesleyan (11/24/03)
ASSISTS.....	25	vs Lipscomb (12/30/03)
STEALS.....	17	vs Greensboro College (11/26/03)
BLOCKED SHOTS.....	6	vs Lipscomb (12/30/03)
TURNOVERS.....	24	vs Southern Wesleyan (11/24/03)
FOULS.....	24	at Minnesota (11/30/03)

FURMAN - GAME LOWS

POINTS.....	60	at UNC Asheville (12/14/03)
FIELD GOALS MADE.....	20	vs Bethune-Cookman (12/29/03)
FIELD GOAL ATTEMPTS.....	49	at Ohio State (12/17/03)
FIELD GOAL PERCENTAGE.....	.328 (21-64)	at UNC Asheville (12/14/03)
3 PT FIELD GOALS MADE.....	2	at Northern Iowa (12/06/03)
3 PT FG ATTEMPTS.....	13	at Northern Iowa (12/06/03)
3 PT FG PERCENTAGE.....	.154 (2-13)	at Northern Iowa (12/06/03)
FREE THROWS MADE.....	7	at UNC-Greensboro (12/03/03)
FREE THROW ATTEMPTS.....	11	at UNC-Greensboro (12/03/03)
	11	at Ohio State (12/17/03)
FREE THROW PERCENTAGE.....	.579 (11-19)	at UNC Asheville (12/14/03)
REBOUNDS.....	28	at Ohio State (12/17/03)
ASSISTS.....	10	at James Madison (11/22/03)
	10	at UNC Asheville (12/14/03)
STEALS.....	5	at UNC-Greensboro (12/03/03)
	5	at Ohio State (12/17/03)
	5	vs Bethune-Cookman (12/29/03)
BLOCKED SHOTS.....	1	vs High Point (12/20/03)
TURNOVERS.....	8	at Northern Iowa (12/06/03)
FOULS.....	10	vs Bethune-Cookman (12/29/03)

FURMAN - INDIVIDUAL GAME HIGHS

POINTS.....	32	NDOYE, Maleye at Minnesota (11/30/03)
	32	NDOYE, Maleye at James Madison (11/22/03)
FIELD GOALS MADE.....	14	NDOYE, Maleye at Minnesota (11/30/03)
FIELD GOAL ATT.....	21	NDOYE, Maleye at Minnesota (11/30/03)
FG PCT (min 5 made).....	.900 (9-10)	PROWELL, Quan at UNC-Greensboro (12/03/03)
3 PT FG MADE.....	6	WEBB, Eric at Ohio State (12/17/03)
3 PT FG ATTEMPTS.....	10	WEBB, Eric at UNC Asheville (12/14/03)
3-PT FG PCT (min 2 made).....	1.000 (3-3)	EARLE, Ben vs Lipscomb (12/30/03)
	1.000 (2-2)	PROWELL, Quan vs Greensboro College (11/26/03)
FREE THROWS MADE.....	14	NDOYE, Maleye at James Madison (11/22/03)
FREE THROW ATT.....	18	NDOYE, Maleye at James Madison (11/22/03)
FT PCT (min 3 made).....	1.000 (6-6)	PROWELL, Quan vs Bethune-Cookman (12/29/03)
	1.000 (4-4)	NDOYE, Maleye at Ohio State (12/17/03)
	1.000 (4-4)	BOSTAIN, Robby at UNC Asheville (12/14/03)
	1.000 (4-4)	WEBB, Eric at Minnesota (11/30/03)
	1.000 (3-3)	PROWELL, Quan vs High Point (12/20/03)
	1.000 (3-3)	NDOYE, Maleye vs Greensboro College (11/26/03)
REBOUNDS.....	11	SANDERS, Nick at Northern Iowa (12/06/03)
ASSISTS.....	9	WEBB, Eric vs Lipscomb (12/30/03)
	9	CARTER, Tony at Minnesota (11/30/03)
STEALS.....	5	CARTER, Tony at Minnesota (11/30/03)
BLOCKED SHOTS.....	4	POJATINA, Marijan vs Southern Wesleyan (11/24/03)
TURNOVERS.....	6	NDOYE, Maleye vs Southern Wesleyan (11/24/03)
FOULS.....	5	CARTER, Tony at Northern Iowa (12/06/03)
	5	SANDERS, Nick at UNC-Greensboro (12/03/03)
	5	NDOYE, Maleye at Minnesota (11/30/03)
	5	SANDERS, Nick at Minnesota (11/30/03)
	5	POJATINA, Marijan at Minnesota (11/30/03)
	5	PROWELL, Quan at Minnesota (11/30/03)

**2003-04 FURMAN PALADINS BASKETBALL
 FURMAN HIGH/LOW ANALYSIS
 ALL GAMES**


			OPPONENT - GAME HIGHS
POINTS.....	91		at Minnesota (11/30/03)
FIELD GOALS MADE.....	31		vs High Point (12/20/03)
	31		at James Madison (11/22/03)
FIELD GOAL ATTEMPTS.....	66		vs High Point (12/20/03)
FIELD GOAL PERCENTAGE.....	.544	(31-57)	at James Madison (11/22/03)
3 PT FIELD GOALS MADE.....	8		at Minnesota (11/30/03)
3 PT FG ATTEMPTS.....	31		at Northern Iowa (12/06/03)
3 PT FG PERCENTAGE.....	.538	(7-13)	at James Madison (11/22/03)
FREE THROWS MADE.....	23		at Minnesota (11/30/03)
FREE THROW ATTEMPTS.....	33		at Minnesota (11/30/03)
FREE THROW PERCENTAGE.....	.800	(12-15)	vs Greensboro College (11/26/03)
REBOUNDS.....	42		at Northern Iowa (12/06/03)
ASSISTS.....	18		at Minnesota (11/30/03)
STEALS.....	17		vs High Point (12/20/03)
BLOCKED SHOTS.....	4		at UNC Asheville (12/14/03)
	4		at James Madison (11/22/03)
TURNOVERS.....	29		vs Greensboro College (11/26/03)
FOULS.....	29		vs High Point (12/20/03)

			OPPONENT - GAME LOWS
POINTS.....	49		vs Greensboro College (11/26/03)
	49		vs Bethune-Cookman (12/29/03)
FIELD GOALS MADE.....	15		vs Greensboro College (11/26/03)
FIELD GOAL ATTEMPTS.....	42		vs Greensboro College (11/26/03)
FIELD GOAL PERCENTAGE.....	.295	(18-61)	at Northern Iowa (12/06/03)
3 PT FIELD GOALS MADE.....	2		vs Southern Wesleyan (11/24/03)
	2		at Ohio State (12/17/03)
3 PT FG ATTEMPTS.....	11		at Ohio State (12/17/03)
3 PT FG PERCENTAGE.....	.129	(4-31)	at Northern Iowa (12/06/03)
FREE THROWS MADE.....	4		vs Bethune-Cookman (12/29/03)
FREE THROW ATTEMPTS.....	6		vs Bethune-Cookman (12/29/03)
FREE THROW PERCENTAGE.....	.550	(11-20)	vs Southern Wesleyan (11/24/03)
REBOUNDS.....	28		vs Lipscomb (12/30/03)
ASSISTS.....	7		at Northern Iowa (12/06/03)
STEALS.....	4		at Northern Iowa (12/06/03)
BLOCKED SHOTS.....	1		vs Southern Wesleyan (11/24/03)
	1		at UNC-Greensboro (12/03/03)
	1		at Northern Iowa (12/06/03)
	1		at Ohio State (12/17/03)
	1		vs Bethune-Cookman (12/29/03)
	1		vs Lipscomb (12/30/03)
TURNOVERS.....	10		at Ohio State (12/17/03)
FOULS.....	15		at UNC Asheville (12/14/03)
	15		at Ohio State (12/17/03)

I Moussa Diagne

Forward, 6-8, 210, Freshman

Thies, Senegal ▲ Mount Olive (Ga.) Preparatory School



2003-04 SEASON SUMMARY

Opponent	Date	GS	Min	----TOTAL----			-----3-PTS-----			----REBOUNDS----											
				FG-FGA	.Pct	3PTG-FGA	.Pct	FT-FTA	.Pct	Off	Def	Tot	Avg	PF	FO	A	TO	Bk	Stl	Pts.	Avg
@ Ohio State	12-17-03		26	2-6	.333	0-1	.000	1-2	.500	0	2	2	2.0	2	0	2	3	1	1	5	5.0
High Point	12-20-03		10	0-1	.000	0-1	.000	0-0	.000	0	1	1	1.5	4	0	0	1	0	0	0	2.5
Bethune-Cookman	12-29-03		18	2-4	.500	0-0	.000	2-4	.500	2	1	3	2.0	4	0	1	2	0	1	6	3.7
LIPSCOMB	12-30-03		18	5-7	.714	1-2	.500	1-1	1.000	2	3	5	2.8	2	0	0	0	1	1	12	5.8
Totals		0	72	9-18	.500	1-4	.250	4-7	.571	4	7	11	2.8	12	0	3	6	2	3	23	5.8

#04 ROBBY BOSTAIN'S SUPERLATIVES/CAREER STATISTICS


CATEGORY	SEASON
Points:	12 vs. Lipscomb (12-30)
Field Goals Made:	5 vs. Lipscomb (12-30)
Field Goals Attempted:	7 vs. Lipscomb (12-30)
3-Point Field Goals Made:	1 vs. Lipscomb (12-30)
3-Point Field Goals Attempted: ..	2 vs. Lipscomb (12-30)
Free Throws Made:	2 vs. Bethune-Cookman (12-29)
Free Throws Attempted:	4 vs. Bethune-Cookman (12-29)
Rebounds:	5 vs Lipscomb (12-30)
Assists:	2 vs. Ohio State (12-17)
Blocks:	1 vs. Ohio State (12-17), vs. Lipscomb (12-30)
Steals:	1 vs. three opponents
Minutes:	26 vs. Ohio State (12-17)

YEAR	GP-GS	MP-AVG	FGM-FGA	PCT	3P-3PA	PCT	FTM-FTA	PCT	REB-AVG	PF-D	A	TO	BK	ST	PTS	AVG
2003-04	4-0	72-18.0	9-18	.500	1-4	.250	4-7	.571	11-2.8	12-0	3	6	2	3	23	5.8

3 Tony Carter

Guard, 6-0, 170, Sophomore

Burlington, North Carolina ▲ Williams High School



2003-04 SEASON SUMMARY

Opponent	Date	GS	Min	----TOTAL----		-----3-PTS-----		FT-FTA		----REBOUNDS----		PF	FO	A	TO	Blk	Stl	Pts.	Avg			
				FG-FGA	.Pct	3PFG-FGA	.Pct	Off	Def	Tot	Avg											
@ James Madison	11-22-03	*	39	4-8	.500	2-5	.400	2-2	1.000	2	1	3	3.0	3	0	4	2	0	3	12	12.0	
SO. WESLEYAN	11-24-03	*	25	2-4	.500	1-3	.333	2-5	.400	0	3	3	3.0	0	0	5	6	0	3	7	9.5	
GREENSBORO COLLEGE	11-26-03	*	21	2-7	.286	1-4	.250	3-8	.375	0	0	0	2.0	1	0	2	3	0	2	8	9.0	
@ Minnesota	11-30-03	*	38	4-9	.444	0-3	.000	0-2	.000	0	3	3	2.3	0	0	9	1	0	5	8	8.8	
@ UNC Greensboro	12-03-03	*	34	2-6	.333	0-2	.000	1-2	.500	0	3	3	2.4	1	0	4	1	0	0	5	8.0	
@ Northern Iowa	12-06-03	*	13	0-3	.000	0-1	.000	2-5	.400	1	3	4	2.7	5	1	2	2	0	1	2	7.0	
@ UNC Asheville	12-14-03	*	31	3-10	.300	1-6	.167	4-8	.500	3	3	6	2.7	0	0	3	3	0	1	11	7.6	
@ Ohio State	12-17-03	*	32	3-4	.750	2-3	.667	2-2	1.000	0	2	2	2.6	4	0	6	3	0	0	10	7.9	
High Point	12-20-03	*	24	7-10	.700	2-5	.400	2-3	.667	2	2	4	2.8	0	0	2	2	0	0	18	9.0	
Bethune-Cookman	12-29-03	*	32	3-9	.333	3-5	.600	2-2	1.000	3	6	9	3.4	2	0	3	0	0	2	11	9.2	
LIPSCOMB	12-30-03	*	32	0-3	.000	0-2	.000	1-2	.500	0	4	4	3.5	1	0	6	3	0	1	1	8.5	
Totals			11	321	30-73	.411	12-39	.308	21-41	.512	11	30	41	3.7	17	1	46	26	0	18	93	8.5

#03 TONY CARTER'S SUPERLATIVES/CAREER STATISTICS


CATEGORY	SEASON	CAREER
Points:	18 vs. High Point (12-20)	20 vs. Western Carolina (1-13-03)
Field Goals Made:	7 vs. High Point (12-20)	7 vs. High Point (12-20-03)
Field Goals Attempted:	10 vs. UNC Asheville (12-14), vs. High Point (12-20)	11 vs. East Tennessee State (2-24-03)
3-Point Field Goals Made:	2 vs. three opponents	3 vs. Western Carolina (1-13-03), vs. Chattanooga (1-25-03)
3-Point Field Goals Attempted:	6 vs. UNC Asheville (12-14)	6 vs. three opponents
Free Throws Made:	4 vs. UNC Asheville (12-14)	9 vs. Western Carolina (1-13-03)
Free Throws Attempted:	8 vs. Greensboro (11-26), vs. UNC Asheville (12-14)	11 vs. Western Carolina (1-13-03)
Rebounds:	9 vs. Bethune-Cookman (12-29)	9 vs. Bethune-Cookman (12-29)
Assists:	9 vs. Minnesota (11-30)	11 vs. Minnesota (11-30-03)
Blocks:	None	1 vs. Chattanooga (12-16-02), vs. New Hampshire (12-28-02)
Steals:	5 vs. Minnesota (11-30)	5 vs. Minnesota (11-30)
Minutes:	39 vs. James Madison (11-22)	39 vs. James Madison (11-22-03)

YEAR	GP-GS	MP-AVG	FGM-FGA	PCT	3P-3PA	PCT	FTM-FTA	PCT	REB-AVG	PF-D	A	TO	BK	ST	PTS	AVG
2002-03	31-18	739-23.8	52-158	.329	23-81	.284	29-43	.674	95-3.1	45-0	52	37	2	35	156	5.0
2003-04	11-11	321-29.2	30-73	.411	12-39	.308	21-41	.512	41-3.7	17-1	46	26	0	18	93	8.5
Totals	42-29	1060-25.2	82-231	.355	35-120	.292	50-84	.595	136-3.2	62-1	98	63	2	53	249	5.9

4 Robby Bostain

Guard/Forward, 6-3, 185, R-Freshman

Duluth, Georgia ▲ Brookwood High School



2003-04 SEASON SUMMARY

Opponent	Date	GS	Min	----TOTAL----			-----3-PTS-----			----REBOUNDS----												
				FG-FGA	.Pct	3PTG-FGA	.Pct	FT-FTA	.Pct	Off	Def	Tot	Avg	PF	FO	A	TO	Bk	Stl	Pts.	Avg	
@ James Madison	11-22-03	*	24	3-14	.214	2-8	.250	3-4	.750	1	4	5	5.0	1	0	4	3	0	3	11	11.0	
SO. WESLEYAN	11-24-03	*	28	5-12	.417	0-2	.000	2-3	.667	3	3	6	5.5	1	0	3	1	0	3	12	11.5	
GREENSBORO COLLEGE	11-26-03	*	23	1-6	.167	1-2	.500	1-2	.500	3	4	7	6.0	0	0	6	0	0	2	4	9.0	
@ Minnesota	11-30-03	*	21	2-6	.333	0-1	.000	1-2	.500	0	5	5	5.8	2	0	2	2	0	0	5	8.0	
@ UNC Greensboro	12-03-03	*	17	1-7	.143	0-2	.000	0-0	.000	1	3	4	5.4	0	0	3	2	0	1	2	6.8	
@ Northern Iowa	12-06-03	*	30	6-12	.500	0-2	.000	6-7	.857	2	2	4	5.2	0	0	0	0	0	1	18	8.7	
@ UNC Asheville	12-14-03	*	28	3-10	.300	1-3	.333	4-4	1.000	3	1	4	5.0	1	0	1	2	0	1	11	9.0	
@ Ohio State	12-17-03	*	17	4-8	.500	0-2	.000	1-2	.500	0	1	1	4.5	2	0	1	2	0	2	9	9.0	
High Point	12-20-03	*	32	4-10	.400	0-3	.000	13-16	.813	1	7	8	4.9	2	0	5	4	0	1	21	10.3	
Bethune-Cookman	12-29-03	*	20	3-7	.429	0-3	.000	1-2	.500	1	0	1	4.5	0	0	1	3	0	1	7	10.0	
LIPSCOMB	12-30-03	*	19	5-9	.556	3-4	.750	4-6	.667	3	3	6	4.6	1	0	4	0	0	0	17	10.6	
Totals			11	259	37-101	.366	7-32	.219	36-48	.750	18	33	51	4.6	10	0	30	19	0	15	117	10.6

#04 ROBBY BOSTAIN'S SUPERLATIVES/CAREER STATISTICS


CATEGORY	SEASON
Points:	21 vs. High Point (12-20)
Field Goals Made:	6 vs. Northern Iowa (12-6)
Field Goals Attempted:	14 vs. James Madison (11-22)
3-Point Field Goals Made:	3 vs. Lipscomb (12-30)
3-Point Field Goals Attempted: ..	8 vs. James Madison (11-22)
Free Throws Made:	13 vs. High Point (12-20)
Free Throws Attempted:	16 vs. High Point (12-20)
Rebounds:	8 vs. High Point (12-20)
Assists:	6 vs. Greensboro (11-26)
Blocks:	None
Steals:	3 vs. James Madison (11-22), vs. So. Wesleyan (11-24)
Minutes:	32 vs. High Point (12-20)

YEAR	GP-GS	MP-AVG	FGM-FGA	PCT	3P-3PA	PCT	FTM-FTA	PCT	REB-AVG	PF-D	A	TO	BK	ST	PTS	AVG
2003-04	11-11	259-23.5	37-101	.366	7-32	.219	36-48	.750	51-4.6	10-0	30	19	0	15	117	10.6

5 Maleye Ndoye

Forward, 6-8, 205, Senior

Dakar, Senegal ▲ Washington (Tenn.) Academy



2003-04 SEASON SUMMARY

Opponent	Date	GS	Min	----TOTAL----		-----3-PTS-----			----REBOUNDS----											Pts.	Avg	
				FG-FGA	.Pct	3PFG-FGA	.Pct	FT-FTA	.Pct	Off	Def	Tot	Avg	PF	FO	A	TO	Blk	Stl			
@ James Madison	11-22-03	*	35	8-16	.500	2-6	.333	14-18	.778	1	3	4	4.0	2	0	1	2	1	1	32	32.0	
SO. WESLEYAN	11-24-03	*	22	3-9	.333	1-2	.500	1-2	.500	0	2	2	3.0	3	0	0	4	1	1	8	20.0	
GREENSBORO COLLEGE	11-26-03	*	26	5-12	.417	2-5	.400	3-3	1.000	5	2	7	4.3	1	0	0	0	0	1	15	18.3	
@ Minnesota	11-30-03	*	38	14-21	.667	2-5	.400	2-3	.667	2	7	9	5.5	5	1	1	0	1	2	32	21.8	
@ UNC Greensboro	12-03-03	*	37	6-11	.545	2-3	.667	2-2	1.000	1	3	4	5.2	2	0	1	2	0	0	16	20.6	
@ Northern Iowa	12-06-03	*	28	1-5	.200	0-1	.000	0-0	.000	0	3	3	4.8	2	0	0	1	0	3	2	17.5	
@ UNC Asheville	12-14-03	*	37	4-15	.267	1-7	.143	0-0	.000	3	5	8	5.4	1	0	2	0	0	1	9	16.1	
@ Ohio State	12-17-03	*	26	3-8	.375	1-2	.500	4-4	1.000	1	6	7	5.6	3	0	0	4	0	0	11	15.5	
High Point	12-20-03	*	32	9-14	.643	4-6	.677	5-6	.833	2	5	7	5.8	0	0	2	2	0	3	27	16.8	
Bethune-Cookman	12-29-03	*	30	5-12	.417	1-3	.333	0-0	.000	0	6	6	5.8	0	0	1	4	0	0	11	16.2	
LIPSCOMB	12-30-03	*	24	2-5	.400	0-2	.000	3-5	.600	0	5	5	5.7	1	0	1	3	1	1	7	15.4	
Totals			11	335	60-128	.469	16-42	.381	34-43	.791	15	47	62	5.6	20	1	9	22	4	13	170	15.5

#05 MALEYE NDOYE'S SUPERLATIVES/CAREER STATISTICS

CATEGORY	SEASON	CAREER
Points:	32 vs. James Madison (11-22), vs. Minnesota (11-30)	32 vs. James Madison (11-22-03), vs. Minnesota (11-30-03)
Field Goals Made:	14 vs. Minnesota (11-30)	14 vs. Minnesota (11-30-03)
Field Goals Attempted:	21 vs. Minnesota (11-30)	21 vs. Minnesota (11-30-03)
3-Point Field Goals Made:	4 vs. High Point (12-20)	4 vs. High Point (12-20)
3-Point Field Goals Attempted:	7 vs. UNC Asheville (12-14)	7 vs. UNC Asheville (12-14-03)
Free Throws Made:	14 vs. James Madison (11-22)	14 vs. James Madison (11-22-03)
Free Throws Attempted:	18 vs. James Madison (11-22)	18 vs. James Madison (11-22-03)
Rebounds:	9 vs. Minnesota (11-30)	11 vs. Atlanta Christian (11-18-01), vs. St. Mary's (11-27-02)
Assists:	5 vs. So. Wesleyan (11-24)	5 vs. UNC Asheville (12-4-01), vs. So. Wesleyan (11-24)
Blocks:	1 vs. James Madison (11-22), vs. So. Wesleyan (11-24)	2 vs. seven opponents
Steals:	3 vs. Northern Iowas (12-6)	4 vs. St. Mary's (11-27-02)
Minutes:	38 vs. Minnesota (11-30)	38 vs. Minnesota (11-30)

YEAR	GP-GS	MP-AVG	FGM-FGA	PCT	3P-3PA	PCT	FTM-FTA	PCT	REB-AVG	PF-D	A	TO	BK	ST	PTS	AVG
2000-01	26-6	387-14.9	39-81	.481	0-4	.000	12-21	.571	72-2.8	71-2	12	28	10	12	90	3.5
2001-02	30-4	507-16.9	79-163	.485	0-7	.000	24-36	.667	120-4.0	72-2	32	43	16	12	182	6.1
2002-03	25-16	447-17.9	51-123	.415	5-11	.455	22-37	.595	68-2.7	58-0	21	41	10	20	129	5.2
2003-04	11-11	335-30.5	60-128	.469	16-42	.381	34-43	.791	62-5.6	20-1	9	22	4	13	170	15.5
Totals	92-37	1676-18.2	229-495	.463	21-64	.328	92-137	.672	322-3.5	221-2.4	74	134	40	57	571	6.2

10 Marijan Pojatina

Center, 6-11, 205, Senior
Zagreb, Croatia ▲ XI School



2003-04 SEASON SUMMARY

Opponent	Date	GS	Min	----TOTAL----		-----3-PTS-----			----REBOUNDS----													
				FG-FGA	.Pct	3PFG-FGA	.Pct	FT-FTA	.Pct	Off	Def	Tot	Avg	PF	FO	A	TO	Blk	Stl	Pts.	Avg	
@ James Madison	11-22-03	*	16	0-4	.000	0-0	.000	1-2	.500	4	3	7	7.0	1	0	1	2	1	0	1	1.0	
SO. WESLEYAN	11-24-03	*	24	3-7	.429	0-1	.000	5-9	.556	1	6	7	7.0	3	0	2	4	4	1	11	6.0	
GREENSBORO COLLEGE	11-26-03	*	20	2-9	.222	0-0	.000	0-1	.000	1	3	4	6.0	3	0	0	2	3	0	4	5.3	
@ Minnesota	11-30-03	*	18	3-3	1.000	0-0	.000	0-1	.000	1	0	1	4.8	5	1	1	2	2	0	6	5.5	
@ UNC Greensboro	12-03-03	*	12	0-1	.000	0-0	.000	0-0	.000	0	3	3	4.4	0	0	0	0	1	0	0	4.4	
@ Northern Iowa	12-06-03	*	13	1-2	.500	0-0	.000	0-0	.000	0	2	2	4.0	4	0	3	0	1	0	2	4.0	
@ UNC Asheville	12-06-03	*	9	1-3	.333	0-0	.000	0-0	.000	0	1	1	3.6	4	0	0	1	1	1	2	3.7	
High Point	12-20-03	*	10	0-2	.000	0-0	.000	0-0	.000	0	2	2	3.4	4	0	0	2	0	0	0	3.3	
Bethune-Cookman	12-29-03	*	15	0-3	.000	0-0	.000	1-2	.500	0	2	2	3.2	0	0	1	0	2	0	1	3.0	
LIPSCOMB	12-30-03	*	15	3-4	.750	0-0	.000	2-3	.667	0	4	4	3.3	3	0	0	0	3	0	8	3.5	
Totals			10	152	13-38	.342	0-1	.000	9-18	.500	7	26	33	3.3	27	1	8	13	18	2	35	3.5

#10 MARIJAN POJATINA'S SUPERLATIVES/CAREER STATISTICS


CATEGORY	SEASON	CAREER
Points:	11 vs. So. Wesleyan (11-24)	11 vs. So. Wesleyan (11-24-03)
Field Goals Made:	3 vs. three opponents	4 vs. Davidson (2-3-01), vs. St. Mary's (11-27-02)
Field Goals Attempted:	9 vs. Greensboro (11-26)	9 vs. Greensboro (11-26)
3-Point Field Goals Made:	None	None
3-Point Field Goals Attempted:	1 vs. So. Wesleyan (11-24)	1 vs. So. Wesleyan (11-24-03)
Free Throws Made:	5 vs. So. Wesleyan (11-24)	5 vs. So. Wesleyan (11-24-03)
Free Throws Attempted:	9 vs. So. Wesleyan (11-24)	9 vs. So. Wesleyan (11-24-03)
Rebounds:	7 vs. James Madison (11-22), vs. So. Wesleyan (11-22)	8 vs. New Hampshire (12-28-02)
Assists:	3 vs. Northern Iowa (12-6)	3 vs. College of Charleston (2-8-03), vs. N. Iowa (12-6-03)
Blocks:	4 vs. So. Wesleyan (11-24)	5 vs. Georgia Southern (2-19-01)
Steals:	1 vs. So. Wesleyan (11-24), vs. UNC Asheville (12-14)	2 vs. Emory (12-8-01)
Minutes:	24 vs. So. Wesleyan (11-24)	30 vs. Chattanooga (2-5-01)

YEAR	GP-GS	MP-AVG	FGM-FGA	PCT	3P-3PA	PCT	FTM-FTA	PCT	REB-AVG	PF-D	A	TO	BK	ST	PTS	AVG
2000-01	20-5	278-13.9	19-44	.432	0-0	.000	3-10	.300	42-2.1	45-3	3	15	21	5	41	2.1
2001-02	22-1	155-7.0	16-29	.552	0-0	.000	3-4	.750	28-1.3	22-0	10	16	14	5	35	1.6
2002-03	30-21	419-14.0	45-83	.542	0-0	.000	11-16	.688	84-2.8	64-1	19	36	39	8	101	3.4
2003-04	10-10	152-15.2	13-38	.342	0-1	.000	9-18	.500	33-3.3	27-1	8	13	18	2	35	3.5
Totals	82-37	1004-12.2	93-194	.479	0-1	.000	26-48	.541	187-2.3	158-5	40	80	92	20	212	2.6

13 Eric Webb

Guard, 6-2, 185, Freshman

Grand Rapids, Minnesota ▲ Grand Rapids High School



2003-04 SEASON SUMMARY

Opponent	Date	GS	Min	----TOTAL----		-----3-PTS-----		----REBOUNDS----													
				FG-FGA	Pct	3PFG-FGA	Pct	FT-FTA	Pct	Off	Def	Tot	Avg	PF	FO	A	TO	Blk	Stl	Pts	Avg
@ James Madison	11-22-03		23	2-9	.222	2-7	.286	0-0	.000	1	1	2	2.0	1	0	0	5	0	0	6	6.0
SO. WESLEYAN	11-24-03		26	5-9	.556	4-8	.500	3-4	.750	1	2	3	2.5	0	0	3	2	0	1	17	11.5
GREENSBORO COLLEGE	11-26-03		24	4-6	.667	2-4	.500	2-2	1.000	1	3	4	3.0	1	0	3	3	0	2	12	11.7
@ Minnesota	11-30-03		34	1-8	.125	1-7	.143	4-4	1.000	0	3	3	3.0	1	0	4	3	0	1	7	10.5
@ UNC Greensboro	12-03-03		29	4-10	.400	2-7	.286	0-0	.000	2	1	3	3.0	2	0	3	4	0	2	10	10.4
@ Northern Iowa	12-06-03		31	3-8	.375	1-5	.200	4-6	.667	0	6	6	3.5	2	0	5	2	0	1	11	10.5
@ UNC Asheville	12-14-03		21	4-11	.364	3-10	.300	0-0	.000	1	1	2	3.3	1	0	1	3	0	1	11	10.6
@ Ohio State	12-17-03		30	7-9	.778	6-8	.750	0-1	.000	1	3	4	3.4	1	0	2	1	0	0	20	11.8
High Point	12-20-03		25	3-4	.750	3-4	.750	5-6	.833	0	4	4	3.4	2	0	3	4	0	0	14	12.0
Bethune-Cookman	12-29-03		27	0-6	.000	0-4	.000	2-2	1.000	2	1	3	3.4	0	0	2	1	0	0	2	11.0
LIPSCOMB	12-30-03		21	2-3	.667	1-2	.500	0-0	.000	0	2	2	3.3	2	0	9	4	0	2	5	10.5
Totals		0	291	35-83	.422	25-66	.379	20-25	.800	9	27	36	3.3	13	0	35	32	0	10	115	10.5

#13 ERIC WEBB'S SUPERLATIVES/CAREER STATISTICS


CATEGORY	SEASON
Points:	20 vs. Ohio State (12-17)
Field Goals Made:	7 vs. Ohio State (12-17)
Field Goals Attempted:	11 vs. UNC Asheville (12-14)
3-Point Field Goals Made:	6 vs. Ohio State (12-17)
3-Point Field Goals Attempted: ..	10 vs. UNC Asheville (12-14)
Free Throws Made:	5 vs. High Point (12-20)
Free Throws Attempted:	6 vs. Northern Iowa (12-6), vs. High Point (12-20)
Rebounds:	6 vs. Northern Iowa (12-6)
Assists:	9 vs. Lipscomb (12-30)
Blocks:	None
Steals:	2 vs. three opponents
Minutes:	34 vs. Minnesota (11-30)

YEAR	GP-GS	MP-AVG	FGM-FGA	PCT	3P-3PA	PCT	FTM-FTA	PCT	REB-AVG	PF-D	A	TO	BK	ST	PTS	AVG
2003-04	11-0	291-26.5	35-83	.422	25-66	.379	20-25	.800	36-3.3	13-0	35	32	0	10	115	10.5

15 Daniel Sperry

Forward, 6-6, 200, Sophomore

St. Simmons Island, Georgia ▲ Glynn Academy



2003-04 SEASON SUMMARY

Opponent	Date	GS	Min	----TOTAL----		-----3-PTS-----			----REBOUNDS----													
				FG-FGA	Pct	3PFG-FGA	Pct	FT-FTA	Pct	Off	Def	Tot	Avg	PF	FO	A	TO	Blk	Stl	Pts	Avg	
GREENSBORO COLLEGE	11-26-03		3	0-2	.000	0-0	.000	0-0	.000	1	0	1	1.5	0	0	0	0	0	0	0	0	0.0
LIPSCOMB	12-30-03		2	0-0	.000	0-0	.000	0-0	.000	0	0	0	1.0	0	0	0	0	0	0	0	0	0.0
Totals		0	5	0-2	.000	0-0	.000	0-0	.000	1	0	1	0.5	0	0	0	0	0	0	0	0	0.0


#15 DANIEL SPERRY'S SUPERLATIVES/CAREER STATISTICS

CATEGORY	SEASON	CAREER
Points:	None	4 vs. St. Mary's (11-27-02)
Field Goals Made:	None	2 vs. St. Mary's (11-27-02)
Field Goals Attempted:	2 vs. Greensboro (11-26)	2 vs. St. Mary's (11-27-02), vs. Greensboro (11-26-03)
3-Point Field Goals Made:	None	None
3-Point Field Goals Attempted: ..	None	None
Free Throws Made:	None	None
Free Throws Attempted:	None	None
Rebounds:	1 vs. Greensboro (11-26)	1 vs. St. Mary's (11-27-02), 1 vs. Greensboro (11-26-03)
Assists:	None	None
Blocks:	None	None
Steals:	None	1 vs. St. Mary's (11-27-02)
Minutes:	3 vs. Greensboro (11-26)	3 vs. Greensboro (11-26-03)

YEAR	GP-GS	MP-AVG	FGM-FGA	PCT	3P-3PA	PCT	FTM-FTA	PCT	REB-AVG	PF-D	A	TO	BK	ST	PTS	AVG
2002-03	3-0	3-1.0	2-2	1.000	0-0	.000	0-0	.000	1-0.3	0-0	0	1	0	1	4	1.3
2003-04	2-0	5-2.5	0-2	.000	0-0	.000	0-0	.000	1-0.5	0-0	0	0	0	0	0	0.0
Totals	5-0	8-1.6	2-4	.500	0-0	.000	0-0	.000	2-0.4	0-0	0	1	0	1	4	0.8

22 Ben Earle

Guard/Forward, 6-5, 190, R-Sophomore
Standish, Maine ▲ Windham Christian Academy



2003-04 SEASON SUMMARY

Opponent	Date	GS	I---TOTAL----			I-----3-PTS-----I			I----REBOUNDS----										Pts	Avg	
			Min	FG-FGA	Pct	3PFG-FGA	Pct	FT-FTA	Pct	Off	Def	Tot	Avg	PF	FO	A	TO	Blk			Stl
@ James Madison	11-22-03		19	2-4	.500	1-2	.500	0-0	.000	1	0	1	1.0	2	0	0	0	0	0	5	5.0
SO. WESLEYAN	11-24-03		10	1-3	.333	1-3	.333	0-0	.000	0	0	0	0.5	2	0	0	2	0	0	3	4.0
GREENSBORO COLLEGE	11-26-03		15	2-3	.667	0-1	.000	2-2	1.000	0	1	1	0.7	0	0	1	1	0	1	6	4.7
@ Minnesota	11-30-03		9	0-0	.000	0-0	.000	0-0	.000	0	1	1	0.8	0	0	0	1	0	0	0	3.5
@ UNC Greensboro	12-03-03		16	2-6	.333	0-3	.000	1-2	.500	1	1	2	1.0	0	0	0	0	0	0	5	3.8
@ Northern Iowa	12-06-03		20	2-5	.400	0-1	.000	0-2	.000	0	1	1	1.0	2	0	1	0	0	0	4	3.8
@ UNC Asheville	12-14-03		14	0-2	.000	0-2	.000	1-4	.250	0	1	1	1.0	0	0	1	1	1	1	1	3.4
@ Ohio State	12-17-03		15	3-5	.600	3-5	.600	0-0	.000	1	0	1	1.0	1	0	1	1	0	1	9	4.1
High Point	12-20-03		18	1-5	.200	1-3	.333	0-0	.000	0	2	2	1.1	2	0	1	1	0	3	3	4.0
Bethune-Cookman	12-29-03		4	0-1	.000	0-1	.000	0-0	.000	0	1	1	1.1	0	0	0	0	0	0	0	3.6
LIPSCOMB	12-30-03		11	3-3	1.000	3-3	1.000	0-0	.000	0	1	1	1.1	2	0	0	2	0	0	9	4.1
Totals		0	151	16-37	.432	9-24	.375	4-10	.400	3	9	12	1.1	12	0	5	9	1	6	45	4.1

#21 BEN EARLE'S SUPERLATIVES/CAREER STATISTICS


CATEGORY	SEASON
Points:	9 vs. Ohio State (12-17), vs. Lipscomb (12-30)
Field Goals Made:	3 vs. Ohio State (12-17), vs. Lipscomb (12-30)
Field Goals Attempted:	6 vs. UNC Greensboro (12-03)
3-Point Field Goals Made:	3 vs. Ohio State (12-17), vs. Lipscomb (12-30)
3-Point Field Goals Attempted: ..	5 vs. Ohio State (12-17), vs. Lipscomb (12-30)
Free Throws Made:	2 vs. Greensboro (11-26)
Free Throws Attempted:	4 vs. UNC Asheville (12-14)
Rebounds:	2 vs. UNC Greensboro (12-03), vs. High Point (12-20)
Assists:	1 vs. four opponents
Blocks:	1 vs. UNC Asheville (12-14)
Steals:	3 vs. High Point (12-20)
Minutes:	20 vs. Northern Iowa (12-6)

YEAR	GP-GS	MP-AVG	FGM-FGA	PCT	3P-3PA	PCT	FTM-FTA	PCT	REB-AVG	PF-D	A	TO	BK	ST	PTS	AVG
2003-04	11-0	151-13.7	16-37	.432	9-24	.375	4-10	.400	12-1.1	12-0	5	9	1	6	45	4.1

22 Gerad Punch

Guard/Forward, 6-4, 200, Freshman

Phoenix, Arizona ▲ Brophy Preparatory School



2003-04 SEASON SUMMARY

Opponent	Date	GS	Min	I---TOTAL---		I-----3-PTS-----I		FT-FTA	Pct	I---REBOUNDS---					PF	FO	A	TO	Blk	Stl	Pts	Avg
				FG-FGA	Pct	3PFG-FGA	Pct			Off	Def	Tot	Avg									
@ James Madison	11-22-03		3	0-0	.000	0-0	.000	0-0	.000	0	2	2	2.0	0	0	0	0	0	0	0	0	0.0
SO. WESLEYAN	11-24-03		13	1-4	.250	0-2	.000	0-0	.000	1	3	4	3.0	0	0	2	1	0	1	2	1.0	
GREENSBORO COLLEGE	11-26-03		11	0-3	.000	0-2	.000	0-0	.000	0	3	3	3.0	1	0	2	0	0	1	0	0.7	
@ Minnesota	11-30-03		2	0-0	.000	0-0	.000	0-0	.000	0	0	0	2.3	1	0	0	0	0	1	0	0.5	
@ UNC Greensboro	12-03-03		2	0-0	.000	0-0	.000	0-0	.000	0	0	0	0.0	0	0	0	1	0	0	0	0.4	
@ Northern Iowa	12-06-03		2	0-0	.000	0-0	.000	2-2	1.000	1	2	3	2.0	2	0	0	0	0	0	2	0.7	
@ UNC Asheville	12-14-03		2	0-0	.000	0-0	.000	0-0	.000	0	0	0	1.7	0	0	0	1	0	0	0	0.6	
Bethune-Cookman	12-29-03		1	0-0	.000	0-0	.000	0-0	.000	0	0	0	1.5	0	0	0	0	0	0	0	0.5	
LIPSCOMB	12-30-03		6	0-1	.000	0-0	.000	0-0	.000	0	3	3	1.7	0	0	0	0	0	1	0	0.4	
Totals		0	42	1-8	.125	0-5	.000	2-2	1.000	2	13	15	1.7	4	0	4	3	0	4	4	0.4	

#22 GERAD PUNCH SUPERLATIVES/CAREER STATISTICS


CATEGORY	SEASON
Points:	2 vs. So. Wesleyan (11-24), vs. Northern Iowa (12-6)
Field Goals Made:	1 vs. So. Wesleyan (11-24)
Field Goals Attempted:	4 vs. So. Wesleyan (11-24)
3-Point Field Goals Made:	None
3-Point Field Goals Attempted: ..	2 vs. So. Wesleyan (11-24), vs. Greensboro (11-26)
Free Throws Made:	2 vs. Northern Iowa (12-6)
Free Throws Attempted:	2 vs. Northern Iowa (12-6)
Rebounds:	4 vs. So. Wesleyan (11-24)
Assists:	2 vs. So. Wesleyan (11-24), vs. Greensboro (11-26)
Blocks:	None
Steals:	1 vs. four opponents
Minutes:	13 vs. So. Wesleyan (11-24)

YEAR	GP-GS	MP-AVG	FGM-FGA	PCT	3P-3PA	PCT	FTM-FTA	PCT	REB-AVG	PF-D	A	TO	BK	ST	PTS	AVG
2003-04	9-0	42-4.7	1-8	.125	0-5	.000	2-2	1.000	15-1.7	4-0	4	3	0	4	4	0.4

24 Ryan Carson

Guard, 6-3, 180, Junior

Charlotte, North Carolina ▲ Providence Day School



2003-04 SEASON SUMMARY

Opponent	Date	GS	Min	I---TOTAL---		I-----3-PTS-----I		FT-FTA		I---REBOUNDS---							Pts	Avg				
				FG-FGA	Pct	3PFG-FGA	Pct	Pct	Off	Def	Tot	Avg	PF	FO	A	TO			Blk	Stl		
SO. WESLEYAN	11-24-03		0	0-1	.000	0-1	.000	0-0	.000	0	0	0	0.0	0	0	0	0	0	0	0	0	0.0
GREENSBORO COLLEGE	11-26-03		4	1-2	.500	1-2	.500	0-0	.000	0	1	1	0.5	1	0	0	0	0	0	1	3	1.5
LIPSCOMB	12-30-03		4	1-1	1.000	0-0	.000	2-2	1.000	0	0	0	0.3	0	0	0	0	0	0	0	4	2.3
Totals		0	8	2-4	.500	1-3	.333	2-2	1.000	0	1	1	0.3	1	0	0	0	0	0	1	7	2.3

#24 RYAN CARSON'S SUPERLATIVES/CAREER STATISTICS


CATEGORY	SEASON	CAREER
Points:	4 vs. Lipscomb (12-30)	4 vs. Lipscomb (12-30-03)
Field Goals Made:	1 vs. Greensboro (11-26), vs. Lipscomb (12-30)	1 vs. six opponents
Field Goals Attempted:	2 vs. Greensboro (11-26)	2 vs. Wofford (1-11-03), vs. Greensboro (11-26-03)
3-Point Field Goals Made:	1 vs. Greensboro (11-26)	1 vs. five opponents
3-Point Field Goals Attempted:	2 vs. Greensboro (11-26)	2 vs. Wofford (1-11-03), vs. Greensboro (11-26-03)
Free Throws Made:	2 vs. Lipscomb (12-30)	2 vs. Lipscomb (12-30-03)
Free Throws Attempted:	2 vs. Lipscomb (12-30)	2 vs. Lipscomb (12-30-03)
Rebounds:	1 vs. Greensboro (11-26)	2 vs. Methodist (12-13-02)
Assists:	None	1 vs. Methodist (12-13-02), Wofford (1-11-03)
Blocks:	None	1 vs. Sewanee (12-19-02)
Steals:	1 vs. Greensboro (11-26)	1 vs. Greensboro (11-26-03)
Minutes:	4 vs. Greensboro (11-26)	9 vs. Wofford (1-11-03)

YEAR	GP-GS	MP-AVG	FGM-FGA	PCT	3P-3PA	PCT	FTM-FTA	PCT	REB-AVG	PF-D	A	TO	BK	ST	PTS	AVG
2002-03	11-0	28-2.5	4-8	.500	4-7	.571	0-1	.000	2-0.2	2-0	2	3	1	0	12	1.1
2003-04	3-0	8-2.7	2-4	.500	1-3	.333	2-2	1.000	1-0.3	1-0	0	0	0	0	4	2.3
Totals	14-0	36-2.6	6-12	.500	5-10	.500	2-3	.667	3-0.2	3-0	2	3	1	0	16	1.1

32 Quan Prowell

Forward, 6-8, 210, Freshman

Columbus, Georgia ▲ Jordan High School



2003-04 SEASON SUMMARY

Opponent	Date	GS	Min	I---TOTAL---		I-----3-PTS-----I		FT-FTA		I---REBOUNDS---										Pts	Avg	
				FG-FGA	Pct	3PFG-FGA	Pct	Pct	Pct	Off	Def	Tot	Avg	PF	FO	A	TO	Blk	Stl			
@ James Madison	11-22-03		12	2-4	.500	0-0	.000	0-0	.000	0	2	2	2.0	4	0	0	0	0	1	3	4	4.0
SO. WESLEYAN	11-24-03		27	5-8	.625	0-0	.000	101	1.000	3	3	6	4.0	4	0	1	3	0	1	11	7.5	
GREENSBORO COLLEGE	11-26-03		22	6-11	.545	2-2	1.000	202	1.000	2	1	3	3.7	3	0	1	1	2	3	16	10.3	
@ Minnesota	11-30-03		31	6-11	.545	0-1	.000	3-4	.750	2	1	3	3.4	4	1	1	1	1	0	15	11.5	
@ UNC Greensboro	12-03-03		26	9-10	.900	1-1	1.000	3-5	.600	2	5	7	4.2	2	0	0	1	2	1	22	13.6	
@ Northern Iowa	12-06-03		28	6-13	.462	1-2	.500	0-0	.000	1	4	5	4.3	3	0	1	2	0	0	13	13.5	
@ UNC Asheville	12-14-03		24	3-5	.600	1-2	.500	2-3	.667	2	6	8	4.9	2	0	2	0	1	0	9	12.9	
@ Ohio State	12-17-03	*	11	1-2	.000	0-0	.000	0-0	.000	0	3	3	4.6	4	0	0	0	1	0	2	11.5	
High Point	12-20-03		23	2-4	.500	0-1	.000	3-3	1.000	0	1	1	4.2	4	0	0	3	1	1	7	11.0	
Bethune-Cookman	12-29-03		21	4-6	.667	0-0	.000	6-6	1.000	3	5	8	4.6	3	0	1	5	1	1	14	11.3	
LIPSCOMB	12-30-03		19	7-10	.700	4-6	.667	0-0	.000	1	2	3	4.5	2	0	1	4	1	1	18	11.9	
Totals		1	244	51-84	.607	9-15	.600	20-24	.833	16	33	49	4.5	36	1	8	20	11	11	131	11.9	

#32 QUAN PROWELL'S SUPERLATIVES/CAREER STATISTICS

CATEGORY	SEASON
Points:	22 vs. UNC Greensboro (12-03)
Field Goals Made:	9 vs. UNC Greensboro (12-03)
Field Goals Attempted:	11 vs. Greensboro (11-26), vs. Minnesota (11-30)
3-Point Field Goals Made:	4 vs. Lipscomb (12-30)
3-Point Field Goals Attempted: ..	6 vs. Lipscomb (12-30)
Free Throws Made:	3 vs. Minnesota (11-30), vs. UNC Greensboro (12-03)
Free Throws Attempted:	5 vs. UNC Greensboro (12-03)
Rebounds:	8 vs. UNC Asheville (12-14), vs. Bethune-Cookman (12-29)
Assists:	2 vs. UNC Asheville (12-14)
Blocks:	2 vs. Greensboro (11-26), vs. UNC Greensboro (12-03)
Steals:	3 vs. Greensboro (11-26)
Minutes:	31 vs. Minnesota (11-30)

YEAR	GP-GS	MP-AVG	FGM-FGA	PCT	3P-3PA	PCT	FTM-FTA	PCT	REB-AVG	PF-D	A	TO	BK	ST	PTS	AVG
2003-04	11-1	244-22.2	51-84	.607	9-15	.600	20-24	.833	49-4.5	36-1	8	20	11	11	131	11.9

41 Nick Sanders

Forward, 6-7, 215, Junior

Leavenworth, Kansas ▲ Leavenworth High School



2003-04 SEASON SUMMARY

Opponent	Date	GS	Min	----TOTAL----		-----3-PTS-----		----REBOUNDS----		PF	FO	A	TO	Blk	Stl	Pts	Avg					
				FG-FGA	Pct	3PFG-FGA	Pct	FT-FTA	Pct									Off	Def	Tot	Avg	
@ James Madison	11-22-03	*	29	0-3	.000	0-1	.000	1-2	.500	2	4	6	6.0	3	0	0	1	0	0	1	1.0	
SO. WESLEYAN	11-24-03	*	25	2-3	.667	0-1	.000	2-2	1.000	2	6	9	7.5	4	0	2	1	0	1	6	3.5	
GREENSBORO COLLEGE	11-26-03	*	22	2-4	.500	0-0	.000	2-2	1.000	3	1	4	6.3	2	0	4	2	0	3	6	4.3	
@ Minnesota	11-30-03	*	34	5-8	.625	1-2	.500	0-0	.000	1	4	5	6.0	5	1	2	2	0	2	11	6.0	
@ UNC Greensboro	12-03-03	*	27	2-6	.333	1-2	.500	0-0	.000	1	2	3	5.4	5	1	3	2	0	1	5	5.8	
@ Northern Iowa	12-06-03	*	35	5-9	.556	0-1	.000	0-2	.000	4	7	11	6.3	2	0	3	1	1	3	10	6.5	
@ UNC Asheville	12-14-03	*	34	3-8	.375	0-0	.000	0-0	.000	1	4	5	6.1	2	0	0	0	0	2	6	6.4	
@ Ohio State	12-17-03	*	32	1-6	.167	0-1	.000	0-0	.000	1	4	5	6.0	3	0	3	2	0	1	2	5.9	
High Point	12-20-03	*	26	3-3	1.000	1-1	1.000	1-2	.500	3	1	4	5.8	4	0	2	2	0	0	8	6.1	
Bethune-Cookman	12-29-03	*	32	3-3	1.000	0-0	.000	4-6	.667	1	3	4	5.6	1	0	1	1	0	0	10	6.5	
LIPSCOMB	12-30-03	*	19	2-3	.667	1-1	1.000	0-0	.000	1	3	4	5.5	3	0	3	1	0	2	5	6.4	
Totals			11	315	28-56	.500	4-10	.400	10-16	.625	21	39	60	5.5	34	2	23	15	1	15	70	6.4

#41 NICK SANDERS' SUPERLATIVES/CAREER STATISTICS

CATEGORY	SEASON	CAREER
Points:	11 vs. Minnesota (11-30)	11 vs. Minnesota (11-30-03)
Field Goals Made:	5 vs. Minnesota (11-30), vs. Northern Iowa (12-6)	5 vs. three opponents
Field Goals Attempted:	9 vs. Northern Iowa (12-6)	9 vs. Northern Iowa (12-6)
3-Point Field Goals Made:	1 vs. four opponents	1 vs. four opponents
3-Point Field Goals Attempted:	2 vs. Minnesota (11-30)	2 vs. Minnesota (11-30-03)
Free Throws Made:	4 vs. Bethune-Cookman (12-29)	4 vs. three opponents
Free Throws Attempted:	6 vs. Bethune-Cookman (12-29)	6 vs. Bethune-Cookman (12-29-03)
Rebounds:	11 vs. Northern Iowa (12-6)	11 vs. Northern Iowa (12-6)
Assists:	4 vs. Greensboro (11-26)	4 vs. Georgia State (12-4-02), vs. Greensboro (11-26-03)
Blocks:	None	1 vs. 13 opponents
Steals:	3 vs. Greensboro (11-26), vs. Northern Iowa (12-6)	3 vs. three opponents
Minutes:	35 vs. Northern Iowa (12-6)	35 vs. Northern Iowa (12-6)

YEAR	GP-GS	MP-AVG	FGM-FGA	PCT	3P-3PA	PCT	FTM-FTA	PCT	REB-AVG	PF-D	A	TO	BK	ST	PTS	AVG
2001-02	31-13	580-18.7	33-73	.452	0-0	.000	7-11	.636	106-3.4	74-1	25	24	4	16	73	2.4
2002-03	31-2	664-21.4	33-91	.363	0-4	.000	25-36	.694	124-4.0	86-1	35	35	8	21	91	2.9
2003-04	11-11	315-28.6	28-56	.500	4-10	.400	10-16	.625	60-5.5	34-2	23	15	1	15	70	6.4
Totals	73-26	1559-21.3	94-220	.427	4-14	.286	42-63	.667	290-4.0	194-4	83	74	13	52	234	3.2

43 Julius van de Laar

Forward, 6-7, 225, Freshman

Heidelberg, Germany ▲ Urspring High School



2003-04 SEASON SUMMARY

Opponent	Date	GS	Min	I---TOTAL---		I-----3-PTS-----I			I---REBOUNDS---												
				FG-FGA	Pct	3PFG-FGA	Pct	FT-FTA	Pct	Off	Def	Tot	Avg	PF	FO	A	TO	Blk	Stl	Pts	Avg
GREENSBORO COLLEGE	11-26-03		4	0-0	.000	0-0	.000	0-0	.000	2	1	3	3.0	0	0	0	2	0	1	0	0.0
LIPSCOMB	12-30-03		4	2-2	1.000	0-0	.000	0-0	.000	0	0	0	1.5	0	0	1	0	0	1	4	2.0
Totals		0	8	2-2	1.000	0-0	.000	0-0	.000	2	1	3	1.5	0	0	1	2	0	2	4	2.0

#43 JULIUS VAN DA LARR'S SUPERLATIVES/CAREER STATISTICS


CATEGORY	SEASON
Points:	4 vs. Lipscomb (12-30)
Field Goals Made:	2 vs. Lipscomb (12-30)
Field Goals Attempted:	2 vs. Lipscomb (12-30)
3-Point Field Goals Made:	None
3-Point Field Goals Attempted: ..	None
Free Throws Made:	None
Free Throws Attempted:	None
Rebounds:	3 vs. Greensboro (11-26)
Assists:	1 vs. Lipscomb (12-30)
Blocks:	None
Steals:	1 vs. Greensboro (11-26), vs. Lipscomb (12-30)
Minutes:	4 vs. Greensboro (11-26), vs. Lipscomb (12-30)

YEAR	GP-GS	MP-AVG	FGM-FGA	PCT	3P-3PA	PCT	FTM-FTA	PCT	REB-AVG	PF-D	A	TO	BK	ST	PTS	AVG
2003-04	2-0	8-4.0	2-2	1.000	0-0	.000	0-0	.000	3-1.5	0-0	1	2	0	2	4	2.0

45 Cedrick Price

Center, 6-9, 245, Junior

Savannah, Georgia ▲ A.E. Beach High School /
Fork Union Military Academy



2003-04 SEASON SUMMARY

Opponent	Date	GS	Min	----TOTAL----		-----3-PTS-----			----REBOUNDS----										Pts	Avg		
				FG-FGA	Pct	3PFG-FGA	Pct	FT-FTA	Pct	Off	Def	Tot	Avg	PF	FO	A	TO	Blk			Stl	
GREENSBORO COLLEGE	11-26-03		5	0-2	.000	0-0	.000	0-0	.000	0	1	1	1.0	0	0	0	1	0	0	0	0	0.0
@ Northern Iowa	12-6-03		0+	0-0	.000	0-0	.000	0-0	.000	0	0	0	0.5	0	0	0	0	0	0	0	0	0.0
@ Ohio State	12-17-03		11	0-1	.000	0-0	.000	0-0	.000	0	2	2	1.0	0	0	0	0	0	0	0	0	0.0
Bethune-Cookman	12-29-03		0+	0-0	.000	0-0	.000	0-0	.000	0	0	0	0.0	0	0	0	0	0	0	0	0	0.0
LIPSCOMB	12-30-03		6	1-3	.333	0-0	.000	0-0	.000	0	2	2	1.0	0	0	0	1	0	0	0	2	0.4
Totals		0	22	1-6	.167	0-0	.000	0-0	.000	0	5	5	1.0	0	0	0	2	0	0	0	2	0.4

#45 CEDRICK PRICE'S SUPERLATIVES/CAREER STATISTICS

CATEGORY	SEASON	CAREER
Points:	2 vs. Lipscomb (12-30)	6 vs. Macalester (12-28-01)
Field Goals Made:	1 vs. Lipscomb (12-30)	2 vs. Macalester (12-28-01)
Field Goals Attempted:	3 vs. Lipscomb (12-30)	3 vs. Lipscomb (12-30-03)
3-Point Field Goals Made:	None	None
3-Point Field Goals Attempted:	None	None
Free Throws Made:	None	2 vs. Macalester (12-28-01)
Free Throws Attempted:	None	2 vs. Emory (12-8-01), vs. Macalester (12-28-01)
Rebounds:	2 vs. Ohio State (12-17), vs. Lipscomb (12-30)	2 vs. four opponents
Assists:	None	1 vs. Methodist (11-28-01)
Blocks:	None	None
Steals:	None	1 vs. Emory (12-8-01)
Minutes:	11 vs. Ohio State (12-17)	11 vs. Ohio State (12-17-03)

YEAR	GP-GS	MP-AVG	FGM-FGA	PCT	3P-3PA	PCT	FTM-FTA	PCT	REB-AVG	PF-D	A	TO	BK	ST	PTS	AVG
2001-02	11-0	51-4.6	3-11	.273	0-0	.000	3-5	.600	9-0.8	15-0	1	7	0	1	9	0.8
2002-03	8-0	34-4.3	1-3	.333	0-0	.000	0-0	.000	4-0.5	5-0	0	4	0	0	2	0.3
2003-04	5-0	22-4.4	1-6	.167	0-0	.000	0-0	.000	5-1.0	0-0	0	2	0	0	2	0.4
Totals	24-0	107-4.5	5-20	.400	0-0	.000	3-5	.600	18-0.8	20-0	1	13	0	1	13	0.5

Official Basketball Box Score

Furman vs James Madison

11-22-03 7:00 p.m. at Harrisonburg, Va.

VISITORS: Furman

##	Player Name	TOT-FG		3-PT	REBOUNDS			PF	TP	A	TO	BLK	S	MIN	
		FG-FGA	FG-FGA	FT-FTA	OF	DE	TOT								
05	NDOYE, Maleye.....	f	8-16	2-6	14-18	1	3	4	2	32	1	2	1	1	35
41	SANDERS, Nick.....	f	0-3	0-1	1-2	2	4	6	3	1	0	1	0	0	29
10	POJATINA, Marijan...	c	0-4	0-0	1-2	4	3	7	1	1	1	2	1	0	16
03	CARTER, Tony.....	g	4-8	2-5	2-2	2	1	3	3	12	4	2	0	3	39
04	BOSTAIN, Robby.....	g	3-14	2-8	3-4	1	4	5	1	11	4	3	0	3	24
13	WEBB, Eric.....		2-9	2-7	0-0	1	1	2	1	6	0	5	0	0	23
21	EARLE, Ben.....		2-4	1-2	0-0	1	0	1	2	5	0	0	0	0	19
22	PUNCH, Gerad.....		0-0	0-0	0-0	0	2	2	0	0	0	0	0	0	3
32	PROWELL, Quan.....		2-4	0-0	0-0	0	2	2	4	4	0	0	1	3	12
	TEAM.....					3	1	4							
	Totals.....		21-62	9-29	21-28	15	21	36	17	72	10	15	3	10	200

TOTAL FG% 1st Half: 0-0 0.0% 2nd Half: 21-62 33.9% Game: 33.9% DEADB
 3-Pt. FG% 1st Half: 0-0 0.0% 2nd Half: 9-29 31.0% Game: 31.0% REBS
 F Throw % 1st Half: 0-0 0.0% 2nd Half: 21-28 75.0% Game: 75.0% 4,1

HOME TEAM: James Madison

##	Player Name	TOT-FG		3-PT	REBOUNDS			PF	TP	A	TO	BLK	S	MIN	
		FG-FGA	FG-FGA	FT-FTA	OF	DE	TOT								
02	COOPER, David.....	f	4-6	0-0	1-3	1	6	7	4	9	1	4	1	1	31
30	BROYLES, Dwyane.....	f	5-8	2-3	2-3	1	4	5	4	14	2	2	0	0	27
50	CATHLIN, Chris.....	c	1-6	0-0	0-0	1	3	4	2	2	0	1	1	0	20
21	NAPARLO, John.....	g	0-2	0-1	0-0	0	1	1	2	0	2	2	1	1	18
32	WILLIAMS, Chris.....	g	5-12	0-1	3-6	0	3	3	4	13	7	4	0	4	36
01	KOSSEKPA, Ulrich....		1-1	1-1	0-0	0	0	0	1	3	0	2	0	0	7
04	GREENE-LONG, Eddie..		1-1	0-0	0-0	1	5	6	1	2	0	1	0	0	9
22	FREEMAN, Daniel.....		3-5	0-2	1-1	0	3	3	2	7	1	2	0	0	15
23	CLARK, Chris.....		0-0	0-0	0-0	0	0	0	0	0	0	0	0	0	1
34	BARBOSA, Ray.....		11-15	4-5	2-3	1	1	2	0	28	1	1	0	0	28
44	JOHNSON, Cavell.....		0-1	0-0	0-0	0	0	0	1	0	0	1	1	0	8
	TEAM.....					2	3	5							
	Totals.....		31-57	7-13	9-16	7	29	36	21	78	14	20	4	6	200

TOTAL FG% 1st Half: 0-0 0.0% 2nd Half: 31-57 54.4% Game: 54.4% DEADB
 3-Pt. FG% 1st Half: 0-0 0.0% 2nd Half: 7-13 53.8% Game: 53.8% REBS
 F Throw % 1st Half: 0-0 0.0% 2nd Half: 9-16 56.3% Game: 56.3% 4

Officials: Bob Pennington, Scott Smith, Ed Corbett

Technical fouls: Furman-None. James Madison-None.

Attendance: 3784

Score by Periods	1st	2nd	Total
Furman.....	26	46	- 72
James Madison.....	38	40	- 78

OFFICIAL BASKETBALL BOX SCORE -- G A M E T O T A L S

Southern Wesleyan vs Furman

11-24-03 7:00 p.m. at Greenville, S.C. (Timmons Arena)

VISITORS: Southern Wesleyan 2-2

No.	N A M E		TOT-FG		3-PT	REBOUNDS					A	TO	BLK	S	MIN
			FG-FGA	FG-FGA	FT-FTA	OF	DE	TOT	PF	TP					
32	PENDGRAFF, Detroit	f	6-19	0-3	3-5	2	1	3	2	15	0	2	1	2	30
35	BRINSTON, Deonta	f	2-5	0-0	2-4	2	3	5	4	6	1	3	0	0	25
12	ALLEN, Brandon	g	2-15	1-6	0-0	4	4	8	4	5	1	2	0	4	34
24	RAPLEY, Jerans	g	2-6	0-1	1-2	2	1	3	0	5	2	5	0	1	17
30	MARSHALL, Brot	g	0-0	0-0	2-2	0	3	3	3	2	4	7	0	4	33
10	WOODS, Curtis		0-4	0-0	0-0	1	3	4	2	0	1	4	0	3	19
11	WILLIAMS, Justin		0-0	0-0	0-0	0	0	0	0	0	0	0	0	0	1
20	REEDER, Joe		2-5	1-4	0-0	1	1	2	2	5	0	1	0	0	14
25	EUBANKS, Jamar		1-1	0-0	0-0	1	0	1	0	2	0	1	0	0	2
34	JOHNSON, Roscoe		0-0	0-0	0-0	0	1	1	1	0	0	0	0	0	1
40	DONLON, Brian		4-5	0-0	2-5	1	1	2	2	10	0	0	0	1	14
42	CALLAHAN, Brandon		1-3	0-0	1-2	0	0	0	0	3	0	0	0	0	10
TEAM						1	3	4							
TOTALS			20-63	2-14	11-20	15	21	36	20	53	9	25	1	15	200

TOT-FG 1stH: 8-35 22.9% 2ndH: 12-28 42.9% OT: 0-0 00.0% Game: 31.7% Deadbl
 3pt-FG 1stH: 2-7 28.6% 2ndH: 0-7 00.0% OT: 0-0 00.0% Game: 14.3% Rebs
 FThrow 1stH: 5-8 62.5% 2ndH: 6-12 50.0% OT: 0-0 00.0% Game: 55.0% 7

HOME TEAM: Furman 1-1

No.	N A M E		TOT-FG		3-PT	REBOUNDS					A	TO	BLK	S	MIN
			FG-FGA	FG-FGA	FT-FTA	OF	DE	TOT	PF	TP					
05	NDOYE, Maleye	f	3-9	1-2	1-2	0	2	2	3	8	0	4	1	1	22
41	SANDERS, Nick	f	2-3	0-1	2-2	3	6	9	4	6	2	1	0	1	25
10	POJATINA, Marijan	c	3-7	0-1	5-9	1	6	7	3	11	2	4	4	1	24
03	CARTER, Tony	g	2-4	1-3	2-5	0	3	3	0	7	5	6	0	3	25
04	BOSTAIN, Robby	g	5-12	0-2	2-3	3	3	6	1	12	3	1	0	3	28
13	WEBB, Eric		5-9	4-8	3-4	1	2	3	0	17	3	2	0	1	26
21	EARLE, Ben		1-3	1-3	0-0	0	0	0	2	3	0	2	0	0	10
22	PUNCH, Gerad		1-4	0-2	0-0	1	3	4	0	2	2	1	0	1	13
24	CARSON, Ryan		0-1	0-1	0-0	0	0	0	0	0	0	0	0	0	0+
32	PROWELL, Quan		5-8	0-0	1-1	3	3	6	4	11	1	3	0	1	27
TEAM						3	2	5							
TOTALS			27-60	7-23	16-26	15	30	45	17	77	18	24	5	12	200

TOT-FG 1stH: 14-34 41.2% 2ndH: 13-26 50.0% OT: 0-0 00.0% Game: 45.0% Deadbl
 3pt-FG 1stH: 3-10 30.0% 2ndH: 4-13 30.8% OT: 0-0 00.0% Game: 30.4% Rebs
 FThrow 1stH: 4-7 57.1% 2ndH: 12-19 63.2% OT: 0-0 00.0% Game: 61.5% 7

OFFICIALS: Robert James, Nathan Quick, Tony Whisnant

TECHNICAL FOULS:

Southern Wesleyan - none
 Furman - POJATINA, Marij(1)

ATTENDANCE: 1,032

SCORE BY PERIODS:	1st	2nd	OT1	OT2	OT3	OT4	TOTAL
Southern Wesleyan	23	30					53
Furman	35	42					77

OFFICIAL BASKETBALL BOX SCORE -- G A M E T O T A L S

Greensboro College vs Furman

11-26-03 7:00 p.m. at Greenville, S.C. (Timmons Arena)

VISITORS: Greensboro College 0-3

No.	N A M E	TOT-FG 3-PT			REBOUNDS							MIN			
		FG-FGA	FG-FGA	FT-FTA	OF	DE	TOT	PF	TP	A	TO		BLK	S	
21	BRYANT, B.J.	f	1-2	0-0	0-0	0	1	1	2	2	1	4	0	1	28
44	MONTRELL, Edward	f	1-7	0-0	4-4	0	6	6	1	6	1	3	0	1	33
00	SCHOETZ, Dshamal	c	2-7	0-0	2-3	1	5	6	3	6	2	6	1	1	27
03	WILLIAMS, Trey	g	0-7	0-4	1-2	1	1	2	2	1	4	5	0	2	31
05	WILLIAMS, Jason	g	4-7	4-6	2-2	2	3	5	2	14	1	3	0	1	25
10	NEWMAN, Truman		1-1	0-0	2-2	0	2	2	2	4	0	3	0	0	9
15	HARRIS, Shaun		0-1	0-0	0-0	1	1	2	2	0	0	1	0	1	12
20	JACKSON, Jarrett		3-5	2-4	0-0	0	1	1	0	8	0	0	1	0	5
25	WILLIAMS, Garrett		0-2	0-0	1-2	0	3	3	3	1	0	2	0	0	11
31	BATTLE, Justin		1-1	0-0	0-0	1	3	4	0	2	0	1	0	0	7
33	WOOD, Gerry		2-2	1-1	0-0	0	0	0	2	5	0	1	0	1	10
42	PARRISH, Justin		0-0	0-0	0-0	0	0	0	0	0	0	0	0	0	2
TEAM						1	0	1							
TOTALS			15-42	7-15	12-15	7	26	33	19	49	9	29	2	8	200

TOT-FG 1stH: 6-19 31.6% 2ndH: 9-23 39.1% OT: 0-0 00.0% Game: 35.7% Deadbl
 3pt-FG 1stH: 1-5 20.0% 2ndH: 6-10 60.0% OT: 0-0 00.0% Game: 46.7% Rebs
 FThrow 1stH: 1-2 50.0% 2ndH: 11-13 84.6% OT: 0-0 00.0% Game: 80.0% 1

HOME TEAM: Furman 2-1

No.	N A M E	TOT-FG 3-PT			REBOUNDS							MIN			
		FG-FGA	FG-FGA	FT-FTA	OF	DE	TOT	PF	TP	A	TO		BLK	S	
05	NDOYE, Maleye	f	5-12	2-5	3-3	5	2	7	1	15	0	0	0	1	26
41	SANDERS, Nick	f	2-4	0-0	2-2	3	1	4	2	6	4	2	0	3	22
10	POJATINA, Marijan	c	2-9	0-0	0-1	1	3	4	3	4	0	2	3	0	20
03	CARTER, Tony	g	2-7	1-4	3-8	0	0	0	1	8	2	3	0	2	21
04	BOSTAIN, Robby	g	1-6	1-2	1-2	3	4	7	0	4	6	0	0	2	23
13	WEBB, Eric		4-6	2-4	2-2	1	3	4	1	12	3	3	0	2	24
15	SPERRY, Daniel		0-2	0-0	0-0	1	0	1	0	0	0	0	0	0	3
21	EARLE, Ben		2-3	0-1	2-2	0	1	1	0	6	1	1	0	1	15
22	PUNCH, Gerad		0-3	0-2	0-0	0	3	3	1	0	2	0	0	1	11
24	CARSON, Ryan		1-2	1-2	0-0	0	1	1	1	3	0	0	0	1	4
32	PROWELL, Quan		6-11	2-2	2-2	2	1	3	3	16	1	1	2	3	22
43	VAN DE LAAR, Julius		0-0	0-0	0-0	2	1	3	0	0	0	2	0	1	4
45	PRICE, Cedrick		0-2	0-0	0-0	0	1	1	0	0	0	1	0	0	5
TEAM						1	1	2							
TOTALS			25-67	9-22	15-22	19	22	41	13	74	19	15	5	17	200

TOT-FG 1stH: 15-33 45.5% 2ndH: 10-34 29.4% OT: 0-0 00.0% Game: 37.3% Deadbl
 3pt-FG 1stH: 5-12 41.7% 2ndH: 4-10 40.0% OT: 0-0 00.0% Game: 40.9% Rebs
 FThrow 1stH: 6-10 60.0% 2ndH: 9-12 75.0% OT: 0-0 00.0% Game: 68.2% 4

OFFICIALS: Rick Ridenhour, Timothy Nestor, Charles Bridwell

TECHNICAL FOULS:

Greensboro College - none

Furman - none

ATTENDANCE: 1,053

SCORE BY PERIODS:	1st	2nd	OT1	OT2	OT3	OT4	TOTAL
Greensboro College	14	35					49
Furman	41	33					74

OFFICIAL BASKETBALL BOX SCORE -- G A M E T O T A L S

Furman vs Minnesota

11-30-03 1:00 p.m. at Minneapolis, Minn.

VISITORS: Furman 2-2

No.	N A M E	TOT-FG 3-PT			REBOUNDS							MIN			
		FG-FGA	FG-FGA	FT-FTA	OF	DE	TOT	PF	TP	A	TO		BLK	S	
05	NDOYE, Maleye	f	14-21	2-5	2-3	2	7	9	5	32	1	0	1	2	38
41	SANDERS, Nick	f	5-8	1-2	0-0	1	4	5	5	11	2	2	0	2	34
10	POJATINA, Marijan	c	3-3	0-0	0-1	1	0	1	5	6	1	2	2	0	18
03	CARTER, Tony	g	4-9	0-3	0-2	0	3	3	0	8	9	1	0	5	38
04	BOSTAIN, Robby	g	2-6	0-1	1-2	0	5	5	2	5	2	2	0	0	21
13	WEBB, Eric		1-8	1-7	4-4	0	3	3	1	7	4	3	0	1	34
21	EARLE, Ben		0-0	0-0	0-0	0	1	1	0	0	0	1	0	0	9
22	PUNCH, Gerad		0-0	0-0	0-0	0	0	0	1	0	0	0	0	1	2
32	PROWELL, Quan		6-11	0-1	3-4	2	1	3	5	15	1	1	1	0	31
TEAM						3	0	3							
TOTALS			35-66	4-19	10-16	9	24	33	24	84	20	12	4	11	225

TOT-FG 1stH: 0-0 00.0% 2ndH: 0-0 00.0% OT: 35-66 53.0% Game: 53.0% Deadbl
 3pt-FG 1stH: 0-0 00.0% 2ndH: 0-0 00.0% OT: 4-19 21.1% Game: 21.1% Rebs
 FThrow 1stH: 0-0 00.0% 2ndH: 0-0 00.0% OT: 10-16 62.5% Game: 62.5% 2

HOME TEAM: Minnesota 2-1

No.	N A M E	TOT-FG 3-PT			REBOUNDS							MIN			
		FG-FGA	FG-FGA	FT-FTA	OF	DE	TOT	PF	TP	A	TO		BLK	S	
32	HUMPHRIES, Kris	f	7-8	1-1	11-16	1	6	7	2	26	2	4	1	1	37
41	BAUER, Michael	f	2-5	0-2	2-2	2	4	6	3	6	2	3	1	2	32
11	HARGROW, Maurice	g	2-10	0-1	2-2	0	2	2	1	6	1	2	0	0	27
22	JOHNSON, Ben	g	12-19	2-3	6-6	5	4	9	2	32	5	2	0	2	40
31	BOONE, Adam	g	6-10	4-5	1-2	1	4	5	3	17	4	2	0	2	36
03	ROBINSON, Aaron		1-4	1-4	0-0	0	1	1	1	3	1	0	1	1	14
15	KANE, Aliou		0-1	0-0	0-1	1	0	1	1	0	0	1	0	0	2
21	GAINES, Stan		0-1	0-0	1-4	3	2	5	3	1	3	2	0	0	32
34	LAWSON, Brent		0-1	0-0	0-0	0	2	2	2	0	0	0	0	0	5
TEAM						0	1	1							
TOTALS			30-59	8-16	23-33	13	26	39	18	91	18	16	3	8	225

TOT-FG 1stH: 0-0 00.0% 2ndH: 0-0 00.0% OT: 30-59 50.8% Game: 50.8% Deadbl
 3pt-FG 1stH: 0-0 00.0% 2ndH: 0-0 00.0% OT: 8-16 50.0% Game: 50.0% Rebs
 FThrow 1stH: 0-0 00.0% 2ndH: 0-0 00.0% OT: 23-33 69.7% Game: 69.7% 2

OFFICIALS: Gene Monje, Paul Janssen, John Yorkovich

TECHNICAL FOULS:

Furman - none
 Minnesota - none

ATTENDANCE: 11,850

SCORE BY PERIODS:	1st	2nd	OT1	OT2	OT3	OT4	TOTAL
Furman	39	39	6				84
Minnesota	41	37	13				91

OFFICIAL BASKETBALL BOX SCORE -- G A M E T O T A L S

Furman vs UNCG

12-03-03 7:35 p.m. at Greensboro, N.C.

VISITORS: Furman 2-3, 0-1 SoCon

No.	N A M E	TOT-FG 3-PT			REBOUNDS							MIN			
		FG-FGA	FG-FGA	FT-FTA	OF	DE	TOT	PF	TP	A	TO		BLK	S	
05	NDOYE, Maleye	f	6-11	2-3	2-2	1	3	4	2	16	1	2	0	0	37
41	SANDERS, Nick	f	2-6	1-2	0-0	1	2	3	5	5	3	2	0	1	27
10	POJATINA, Marijan	c	0-1	0-0	0-0	0	3	3	0	0	0	0	1	0	12
03	CARTER, Tony	g	2-6	0-2	1-2	0	3	3	1	5	4	1	0	0	34
04	BOSTAIN, Robby	g	1-7	0-2	0-0	1	3	4	0	2	3	2	0	1	17
13	WEBB, Eric		4-10	2-7	0-0	2	1	3	2	10	3	4	0	2	29
21	EARLE, Ben		2-6	0-3	1-2	1	1	2	1	5	0	0	0	0	16
22	PUNCH, Gerad		0-0	0-0	0-0	0	0	0	0	0	0	1	0	0	2
32	PROWELL, Quan		9-10	1-1	3-5	2	5	7	2	22	0	1	2	1	26
TEAM						0	1	1				1			
TOTALS			26-57	6-20	7-11	8	22	30	13	65	14	14	3	5	200

TOT-FG 1stH: 13-30 43.3% 2ndH: 13-27 48.1% OT: 0-0 00.0% Game: 45.6% Deadbl
 3pt-FG 1stH: 4-11 36.4% 2ndH: 2-9 22.2% OT: 0-0 00.0% Game: 30.0% Rebs
 FThrow 1stH: 0-0 00.0% 2ndH: 7-11 63.6% OT: 0-0 00.0% Game: 63.6% 1

HOME TEAM: UNCG 3-1, 1-0 SoCon

No.	N A M E	TOT-FG 3-PT			REBOUNDS							MIN			
		FG-FGA	FG-FGA	FT-FTA	OF	DE	TOT	PF	TP	A	TO		BLK	S	
24	GROSS, Josh	f	4-9	0-0	0-0	2	3	5	2	8	1	2	0	0	20
35	CLIFTON, Dwon	f	3-4	0-0	1-1	1	2	3	4	7	0	1	0	1	17
30	BURRELL, Ronnie	c	6-9	0-0	3-4	5	3	8	3	15	0	2	0	2	32
01	TAYLOR, Ronnie	g	1-5	0-2	0-0	0	4	4	1	2	3	3	0	1	29
32	JOSEPH, Jay	g	4-12	2-8	2-2	0	3	3	0	12	1	1	0	0	31
02	BLACKSTOCK, Rodney		4-9	0-3	3-7	2	4	6	3	11	1	1	0	4	23
03	HICKMAN, Ricky		0-1	0-1	2-2	0	2	2	0	2	3	0	0	1	10
04	WILSON, Tony		0-1	0-0	0-0	0	0	0	0	0	0	0	1	0	4
12	BRISTOW, Ray		5-7	4-5	0-0	0	1	1	1	14	0	1	0	1	10
21	JOHNSON, Tizzo		0-1	0-0	0-0	0	2	2	0	0	1	1	0	0	9
40	LAWRENCE, Jelani		0-0	0-0	0-0	0	1	1	3	0	0	1	0	0	7
54	McCARTHY, Sean		0-1	0-0	2-2	2	0	2	1	2	0	0	0	0	8
TEAM						0	1	1				1			
TOTALS			27-59	6-19	13-18	12	26	38	18	73	10	14	1	10	200

TOT-FG 1stH: 14-31 45.2% 2ndH: 13-28 46.4% OT: 0-0 00.0% Game: 45.8% Deadbl
 3pt-FG 1stH: 1-8 12.5% 2ndH: 5-11 45.5% OT: 0-0 00.0% Game: 31.6% Rebs
 FThrow 1stH: 5-9 55.6% 2ndH: 8-9 88.9% OT: 0-0 00.0% Game: 72.2% 3

OFFICIALS: Raymond Styons, Jimmy Spears, Mike Eades

TECHNICAL FOULS:

Furman - none

UNCG - none

ATTENDANCE: 1,090

SCORE BY PERIODS:	1st	2nd	OT1	OT2	OT3	OT4	TOTAL
Furman	30	35					65
UNCG	34	39					73

OFFICIAL BASKETBALL BOX SCORE -- G A M E T O T A L S

Furman vs UNI

12-6-03 1:05 p.m. at Cedar Falls, IA -- West Gym

VISITORS: Furman 3-3

No.	N A M E	TOT-FG 3-PT			REBOUNDS							MIN			
		FG-FGA	FG-FGA	FT-FTA	OF	DE	TOT	PF	TP	A	TO		BLK	S	
05	NDOYE, Maleye	f	1-5	0-1	0-0	0	3	3	2	2	0	1	0	3	28
41	SANDERS, Nick	f	5-9	0-1	0-2	4	7	11	2	10	3	1	1	3	35
10	POJATINA, Marijan	c	1-2	0-0	0-0	0	2	2	4	2	3	0	1	0	13
03	CARTER, Tony	g	0-3	0-1	2-5	1	3	4	5	2	2	2	0	1	13
04	BOSTAIN, Robby	g	6-12	0-2	6-7	2	2	4	0	18	0	0	0	1	30
13	WEBB, Eric		3-8	1-5	4-6	0	6	6	2	11	5	2	0	1	31
21	EARLE, Ben		2-5	0-1	0-2	0	1	1	2	4	1	0	0	0	20
22	PUNCH, Gerad		0-0	0-0	2-2	1	2	3	2	2	0	0	0	0	2
32	PROWELL, Quan		6-13	1-2	0-0	1	4	5	3	13	1	2	0	0	28
45	PRICE, Cedrick		0-0	0-0	0-0	0	0	0	0	0	0	0	0	0	0+
TEAM						0	4	4							
TOTALS			24-57	2-13	14-24	9	34	43	22	64	15	8	2	9	200

TOT-FG 1stH: 11-31 35.5% 2ndH: 13-26 50.0% OT: 0-0 00.0% Game: 42.1% Deadbl
 3pt-FG 1stH: 0-8 00.0% 2ndH: 2-5 40.0% OT: 0-0 00.0% Game: 15.4% Rebs
 FThrow 1stH: 8-13 61.5% 2ndH: 6-11 54.5% OT: 0-0 00.0% Game: 58.3% 5

HOME TEAM: UNI 3-3

No.	N A M E	TOT-FG 3-PT			REBOUNDS							MIN			
		FG-FGA	FG-FGA	FT-FTA	OF	DE	TOT	PF	TP	A	TO		BLK	S	
05	Crawford, Erik	f	2-5	1-4	2-4	1	5	6	4	7	1	2	0	1	28
43	Schneiderman, Matt	f	3-12	1-6	3-4	2	9	11	3	10	1	2	0	0	32
42	Gruber, David	c	4-7	0-0	1-2	4	5	9	2	9	0	3	0	0	29
12	Jacobson, Ben	g	6-17	0-5	1-1	1	5	6	2	13	4	1	0	0	34
23	McKowen, Brooks	g	0-4	0-4	8-9	0	1	1	4	8	0	1	0	2	16
01	Tutt, Keyonn		0-0	0-0	0-0	0	0	0	0	0	0	0	0	0	0+
02	Bennett, Matt		0-3	0-3	0-0	1	0	1	0	0	0	0	0	0	4
11	Little, John		0-0	0-0	0-0	0	1	1	2	0	0	1	0	0	13
21	Foster, Chris		2-8	2-7	0-1	0	1	1	3	6	0	1	0	0	21
22	Schmit, Pete		0-1	0-1	0-1	0	0	0	1	0	1	0	0	0	7
32	Stout, Grant		0-2	0-1	0-0	1	0	1	0	0	0	1	0	1	7
33	Godfread, Jon		1-2	0-0	0-0	0	2	2	1	2	0	0	1	0	9
TEAM						3	0	3							
TOTALS			18-61	4-31	15-22	13	29	42	22	55	7	12	1	4	200

TOT-FG 1stH: 7-33 21.2% 2ndH: 11-28 39.3% OT: 0-0 00.0% Game: 29.5% Deadbl
 3pt-FG 1stH: 1-18 05.6% 2ndH: 3-13 23.1% OT: 0-0 00.0% Game: 12.9% Rebs
 FThrow 1stH: 14-17 82.4% 2ndH: 1-5 20.0% OT: 0-0 00.0% Game: 68.2% 3

OFFICIALS: David Warfal, Brad Gaston, Mike Litzelfelner

TECHNICAL FOULS:

Furman - none
 UNI - none

ATTENDANCE: 1282

SCORE BY PERIODS:	1st	2nd	OT1	OT2	OT3	OT4	TOTAL
Furman	30	34					64
UNI	29	26					55

Carter, Fouled Out: 1:13

OFFICIAL BASKETBALL BOX SCORE -- G A M E T O T A L S

Furman vs UNC Asheville

12/14/03 2:00pm at Asheville, NC/Justice Center

VISITORS: Furman 4-3

No.	N A M E	TOT-FG		3-PT	REBOUNDS							MIN		
		FG-FGA	FG-FGA	FT-FTA	OF	DE	TOT	PF	TP	A	TO		BLK	S
03	CARTER, Tony	3-10	1-6	4-8	3	3	6	0	11	3	3	0	1	31
04	BOSTAIN, Robby	3-10	1-3	4-4	3	1	4	1	11	1	2	0	1	28
05	NDOYE, Maleye	4-15	1-7	0-0	3	5	8	1	9	2	0	0	1	37
10	POJATINA, Marijan	1-3	0-0	0-0	0	1	1	4	2	0	1	1	1	9
13	WEBB, Eric	4-11	3-10	0-0	1	1	2	1	11	1	3	0	1	21
21	EARLE, Ben	0-2	0-2	1-4	0	1	1	0	1	1	1	1	1	14
22	PUNCH, Gerad	0-0	0-0	0-0	0	0	0	0	0	0	1	0	0	2
32	PROWELL, Quan	3-5	1-2	2-3	2	6	8	2	9	2	0	1	0	24
41	SANDERS, Nick	3-8	0-0	0-0	1	4	5	2	6	0	0	0	2	34
TEAM					2	2	4							
TOTALS		21-64	7-30	11-19	15	24	39	11	60	10	11	3	8	200

TOT-FG 1stH: 11-31 35.5% 2ndH: 10-33 30.3% OT: 0-0 00.0% Game: 32.8% Deadbl
 3pt-FG 1stH: 4-15 26.7% 2ndH: 3-15 20.0% OT: 0-0 00.0% Game: 23.3% Rebs
 FThrow 1stH: 2-3 66.7% 2ndH: 9-16 56.3% OT: 0-0 00.0% Game: 57.9% 3

HOME TEAM: UNC Asheville 1-6

No.	N A M E	TOT-FG		3-PT	REBOUNDS							MIN		
		FG-FGA	FG-FGA	FT-FTA	OF	DE	TOT	PF	TP	A	TO		BLK	S
21	MOHN, Chad	f 4-8	0-1	4-6	1	5	6	3	12	2	3	0	2	31
42	BARBER, Joseph	f 7-13	0-1	0-0	2	5	7	2	14	1	5	0	0	30
55	WALKER, C.J.	c 1-1	0-0	2-4	0	5	5	1	4	1	2	2	0	18
02	GARLAND, K.J.	g 0-4	0-3	0-0	0	1	1	0	0	1	1	0	1	14
22	HOLMES, Oliver	g 1-6	0-0	0-0	1	5	6	1	2	2	3	1	1	38
03	COLLINGTON, Omar	4-11	2-5	0-0	0	3	3	2	10	2	1	0	0	26
15	MCCULLOUGH, Bryan	2-3	1-3	0-0	0	3	3	1	5	2	2	0	1	15
23	RUSH, Steven	1-3	1-3	0-0	0	0	0	1	3	0	0	0	0	6
33	CREASEMAN, Aaron	3-4	0-0	0-0	4	3	7	3	6	1	1	1	0	20
44	HARRELL, Joey	0-0	0-0	0-0	0	0	0	1	0	1	1	0	0	2
TEAM					1	1	2							
TOTALS		23-53	4-16	6-10	9	31	40	15	56	13	19	4	5	200

TOT-FG 1stH: 13-28 46.4% 2ndH: 10-25 40.0% OT: 0-0 00.0% Game: 43.4% Deadbl
 3pt-FG 1stH: 3-8 37.5% 2ndH: 1-8 12.5% OT: 0-0 00.0% Game: 25.0% Rebs
 FThrow 1stH: 1-4 25.0% 2ndH: 5-6 83.3% OT: 0-0 00.0% Game: 60.0% 3

OFFICIALS: Jamie Luckie, William Humes, Mark Schnurr

TECHNICAL FOULS:

Furman - none

UNC Asheville - none

ATTENDANCE: 750

SCORE BY PERIODS:	1st	2nd	OT1	OT2	OT3	OT4	TOTAL
Furman	28	32					60
UNC Asheville	30	26					56

OFFICIAL BASKETBALL BOX SCORE -- G A M E T O T A L S

Furman vs Ohio State

12/17/03 8 p.m. at Value City Arena - Columbus, Ohio

VISITORS: Furman 4-4

No.	N A M E	TOT-FG 3-PT			REBOUNDS							MIN			
		FG-FGA	FG-FGA	FT-FTA	OF	DE	TOT	PF	TP	A	TO		BLK	S	
05	NDOYE, Maleye	f	3-8	1-2	4-4	1	6	7	3	11	0	4	0	0	26
32	PROWELL, Quan	f	1-2	0-0	0-0	0	3	3	4	2	0	0	1	0	11
41	SANDERS, Nick	f	1-6	0-1	0-0	1	4	5	3	2	3	2	0	1	32
03	CARTER, Tony	g	3-4	2-3	2-2	0	2	2	4	10	6	3	0	0	32
04	BOSTAIN, Robby	g	4-8	0-2	1-2	0	1	1	2	9	1	2	0	2	17
01	DIAGNE, Moussa		2-6	0-1	1-2	0	2	2	2	5	2	3	1	1	26
13	WEBB, Eric		7-9	6-8	0-1	1	3	4	1	20	2	1	0	0	30
21	EARLE, Ben		3-5	3-5	0-0	1	0	1	1	9	1	1	0	1	15
45	PRICE, Cedrick		0-1	0-0	0-0	0	2	2	0	0	0	0	0	0	11
TEAM						0	1	1							
TOTALS			24-49	12-22	8-11	4	24	28	20	68	15	16	2	5	200

TOT-FG 1stH: 12-22 54.5% 2ndH: 12-27 44.4% OT: 0-0 00.0% Game: 49.0% Deadbl
 3pt-FG 1stH: 9-13 69.2% 2ndH: 3-9 33.3% OT: 0-0 00.0% Game: 54.5% Rebs
 FThrow 1stH: 3-5 60.0% 2ndH: 5-6 83.3% OT: 0-0 00.0% Game: 72.7% 1

HOME TEAM: Ohio State 5-3

No.	N A M E	TOT-FG 3-PT			REBOUNDS							MIN			
		FG-FGA	FG-FGA	FT-FTA	OF	DE	TOT	PF	TP	A	TO		BLK	S	
34	Dials, Terence	f	6-9	0-0	0-0	2	5	7	2	12	0	1	1	1	24
14	Radinovic, Velimir	c	3-7	0-0	3-5	3	4	7	1	9	0	2	0	2	37
00	Sullinger, J.J.	g	6-8	0-0	0-2	2	4	6	4	12	2	1	0	0	33
02	Fuss-Cheatham, B.	g	4-8	0-1	5-6	1	2	3	2	13	4	3	0	2	34
15	Billings, Ricardo	g	0-2	0-1	1-2	1	2	3	1	1	1	0	0	0	7
03	Harris, Ivan		0-0	0-0	0-0	1	0	1	1	0	0	0	0	0	4
10	Stockman, Tony		7-18	2-6	5-6	0	0	0	1	21	2	1	0	4	35
40	Sylvester, Matt		1-5	0-3	0-0	0	2	2	2	2	2	2	0	0	16
50	Jenkins, Shun		0-0	0-0	0-0	0	2	2	1	0	0	0	0	0	10
TEAM						1	2	3							
TOTALS			27-57	2-11	14-21	11	23	34	15	70	11	10	1	9	200

TOT-FG 1stH: 13-31 41.9% 2ndH: 14-26 53.8% OT: 0-0 00.0% Game: 47.4% Deadbl
 3pt-FG 1stH: 0-7 00.0% 2ndH: 2-4 50.0% OT: 0-0 00.0% Game: 18.2% Rebs
 FThrow 1stH: 6-10 60.0% 2ndH: 8-11 72.7% OT: 0-0 00.0% Game: 66.7% 2

OFFICIALS: Reggie Greenwood, Frank DeMayo and Fran Connolly

TECHNICAL FOULS:

Furman - none
 Ohio State - none

ATTENDANCE: 12,248

SCORE BY PERIODS:	1st	2nd	OT1	OT2	OT3	OT4	TOTAL
Furman	36	32					68
Ohio State	32	38					70

OFFICIAL BASKETBALL BOX SCORE -- G A M E T O T A L S

High Point vs Furman

12/20/03 2:30 p.m. at Greenville, S.C. (Timmons Arena)

VISITORS: High Point 5-4

No.	N A M E	TOT-FG 3-PT			REBOUNDS							A	TO	BLK	S	MIN
		FG-FGA	FG-FGA	FT-FTA	OF	DE	TOT	PF	TP							
30	CHAMBERS, Jorsua	f	0-2	0-1	0-0	0	4	4	3	0	6	2	0	1	22	
55	GATHINGS, Danny	f	8-16	0-2	3-4	1	6	7	4	19	0	3	1	5	34	
00	ECHENIQUE, Jerry	c	5-12	0-0	11-12	5	3	8	4	21	1	4	0	1	31	
03	ALLEN, Jeff	g	4-4	1-1	0-0	0	1	1	5	9	1	2	0	2	25	
10	WHITE, Zion	g	8-17	3-7	1-4	1	3	4	3	20	2	0	1	4	33	
11	PALACIOS, Javier		2-3	1-2	1-2	1	0	1	3	6	2	1	0	1	18	
12	MEEKS, Chris		2-5	0-1	0-0	1	1	2	4	4	1	0	0	0	18	
13	QUICK, Landon		0-2	0-1	2-2	0	0	0	0	2	0	2	0	1	5	
33	KONARE, Issa		0-1	0-0	0-0	1	0	1	1	0	0	1	0	0	4	
40	HALSCH, Brent		0-1	0-0	0-0	0	0	0	1	0	0	0	0	0	2	
44	HILLIMAN, Patrick		2-3	0-0	2-3	2	0	2	1	6	0	2	0	2	8	
TEAM						2	1	3								
TOTALS			31-66	5-15	20-27	14	19	33	29	87	13	17	2	17	200	

TOT-FG 1stH: 13-31 41.9% 2ndH: 18-35 51.4% OT: 0-0 00.0% Game: 47.0% Deadbl
 3pt-FG 1stH: 2-9 22.2% 2ndH: 3-6 50.0% OT: 0-0 00.0% Game: 33.3% Rebs
 FThrow 1stH: 6-10 60.0% 2ndH: 14-17 82.4% OT: 0-0 00.0% Game: 74.1% 2

HOME TEAM: Furman 5-4

No.	N A M E	TOT-FG 3-PT			REBOUNDS							A	TO	BLK	S	MIN
		FG-FGA	FG-FGA	FT-FTA	OF	DE	TOT	PF	TP							
05	NDOYE, Maleye	f	9-14	4-6	5-6	2	5	7	0	27	2	2	0	3	32	
41	SANDERS, Nick	f	3-3	1-1	1-2	3	1	4	4	8	2	2	0	0	26	
10	POJATINA, Marijan	c	0-2	0-0	0-0	0	2	2	4	0	0	2	0	0	10	
03	CARTER, Tony	g	7-10	2-5	2-3	2	2	4	0	18	2	2	0	0	24	
04	BOSTAIN, Robby	g	4-10	0-3	13-16	1	7	8	2	21	5	4	0	1	32	
01	DIAGNE, Moussa		0-1	0-1	0-0	0	1	1	4	0	0	1	0	0	10	
13	WEBB, Eric		3-4	3-4	5-6	0	4	4	2	14	3	4	0	0	25	
21	EARLE, Ben		1-5	1-3	0-0	0	2	2	2	3	1	1	0	3	18	
32	PROWELL, Quan		2-4	0-1	3-3	0	1	1	4	7	0	3	1	1	23	
TEAM						1	1	2								
TOTALS			29-53	11-24	29-36	9	26	35	22	98	15	22	1	8	200	

TOT-FG 1stH: 18-27 66.7% 2ndH: 11-26 42.3% OT: 0-0 00.0% Game: 54.7% Deadbl
 3pt-FG 1stH: 7-13 53.8% 2ndH: 4-11 36.4% OT: 0-0 00.0% Game: 45.8% Rebs
 FThrow 1stH: 8-11 72.7% 2ndH: 21-25 84.0% OT: 0-0 00.0% Game: 80.6% 3

OFFICIALS: John Corio, Tim Nestor, Sean Wright

TECHNICAL FOULS:

High Point - GATHINGS, Danny(2)
 Furman - none

ATTENDANCE: 1259

SCORE BY PERIODS:	1st	2nd	OT1	OT2	OT3	OT4	TOTAL
High Point	34	53					87
Furman	51	47					98

OFFICIAL BASKETBALL BOX SCORE -- G A M E T O T A L S

Bethune-Cookman vs Furman

12/29/03 8:00 p.m. at Greenville, S.C. (Timmons Arena)

VISITORS: Bethune-Cookman 0-7

##	Player Name	TOT-FG	3-PT	REBOUNDS											
					FG-FGA	FG-FGA	FT-FTA	OF	DE	TOT	PF	TP	A	TO	BLK
21	BA, Pape.....	f	1-8	0-0	0-0	3	6	9	1	2	4	0	0	1	30
33	WILLIAMS II, Michael	f	1-3	0-0	1-2	1	5	6	5	3	0	3	0	3	25
10	TAYLOR, Anis.....	g	3-7	2-4	0-0	2	1	3	1	8	0	1	0	0	27
12	CARTER, O'Neal.....	g	4-13	0-1	1-1	2	1	3	4	9	3	5	1	1	28
23	PICARD, Markey.....	g	1-5	0-4	0-0	0	2	2	1	2	2	6	0	2	26
03	FRINK, Kendrick.....		2-7	1-5	1-2	0	1	1	2	6	0	1	0	0	15
04	CLAYTON, Dajuan.....		2-9	1-5	0-0	1	3	4	3	5	0	1	0	1	22
22	LARMOND, Diondre....		5-6	3-4	1-1	2	2	4	1	14	0	1	0	3	27
	TEAM.....					1	2	3							
	Totals.....		19-58	7-23	4-6	12	23	35	18	49	9	18	1	11	200

TOTAL FG% 1st Half: 11-26 42.3% 2nd Half: 8-32 25.0% Game: 32.8% DEADB
 3-Pt. FG% 1st Half: 5-14 35.7% 2nd Half: 2-9 22.2% Game: 30.4% REBS
 F Throw % 1st Half: 0-0 0.0% 2nd Half: 4-6 66.7% Game: 66.7% 2

HOME TEAM: Furman 6-4

##	Player Name	TOT-FG	3-PT	REBOUNDS											
					FG-FGA	FG-FGA	FT-FTA	OF	DE	TOT	PF	TP	A	TO	BLK
05	NDOYE, Maleye.....	f	5-12	1-3	0-0	0	6	6	0	11	1	4	0	0	30
41	SANDERS, Nick.....	f	3-3	0-0	4-6	1	3	4	1	10	1	1	0	0	32
10	POJATINA, Marijan...	c	0-3	0-0	1-2	0	2	2	0	1	1	0	2	0	15
03	CARTER, Tony.....	g	3-9	3-5	2-2	3	6	9	2	11	3	0	0	2	32
04	BOSTAIN, Robby.....	g	3-7	0-3	1-2	1	0	1	0	7	1	3	0	1	20
01	DIAGNE, Moussa.....		2-4	0-0	2-4	2	1	3	4	6	1	2	0	1	18
13	WEBB, Eric.....		0-6	0-4	2-2	2	1	3	0	2	2	1	0	0	27
21	EARLE, Ben.....		0-1	0-1	0-0	0	1	1	0	0	0	0	0	0	4
22	PUNCH, Gerad.....		0-0	0-0	0-0	0	0	0	0	0	0	0	0	0	1
32	PROWELL, Quan.....		4-6	0-0	6-6	3	5	8	3	14	1	5	1	1	21
45	PRICE, Cedrick.....		0-0	0-0	0-0	0	0	0	0	0	0	0	0	0	0+
	TEAM.....					2	2					1			
	Totals.....		20-51	4-16	18-24	12	27	39	10	62	11	17	3	5	200

TOTAL FG% 1st Half: 10-30 33.3% 2nd Half: 10-21 47.6% Game: 39.2% DEADB
 3-Pt. FG% 1st Half: 3-11 27.3% 2nd Half: 1-5 20.0% Game: 25.0% REBS
 F Throw % 1st Half: 0-0 0.0% 2nd Half: 18-24 75.0% Game: 75.0% 2

Officials: Ted Valentine, Doug Sirmons, William Covington

Technical fouls: Bethune-Cookman-None. Furman-None.

Attendance: 1142

Score by Periods	1st	2nd	Total
Bethune-Cookman.....	27	22	- 49
Furman.....	23	39	- 62

OFFICIAL BASKETBALL BOX SCORE -- G A M E T O T A L S

Lipscomb vs Furman

12/30/03 7:45 p.m. at Greenville, S.C. (Timmons Arena)

VISITORS: Lipscomb 2-7

No.	N A M E	TOT-FG 3-PT			REBOUNDS							A	TO	BLK	S	MIN
		FG-FGA	FG-FGA	FT-FTA	OF	DE	TOT	PF	TP							
33	HACKER, Albert	f	1-6	0-0	2-2	2	5	7	3	4	0	1	1	0	16	
51	HARTMAN, Chad	f	3-6	0-0	3-6	4	2	6	2	9	1	1	0	1	22	
05	FISK, Brian	g	6-15	1-2	3-5	1	1	2	4	16	2	4	0	2	28	
34	POINDEXTER, James	g	1-10	0-4	0-0	0	1	1	0	2	2	1	0	0	28	
45	JACKSON, Jason	g	0-3	0-1	0-2	1	0	1	2	0	1	1	0	0	21	
02	ROBINSON, Cameron		0-0	0-0	0-0	1	2	3	2	0	1	1	0	0	7	
10	KING, Corey		0-0	0-0	0-0	1	1	2	0	0	0	1	0	0	12	
20	BOLT, Stephan		2-6	1-5	0-0	1	0	1	1	5	1	0	0	1	9	
23	HANKINS, Russell		4-7	2-5	0-0	0	1	1	2	10	0	1	0	2	18	
32	MAYS, Michael		0-0	0-0	0-0	0	0	0	0	0	0	0	0	0	5	
41	JARBOE, Matt		3-9	0-3	2-2	0	0	0	0	8	2	1	0	3	27	
54	JENNEY, Charlie		0-0	0-0	2-4	0	1	1	2	2	1	1	0	0	7	
TEAM						1	2	3								
TOTALS			20-62	4-20	12-21	12	16	28	18	56	11	13	1	9	200	

TOT-FG 1stH: 8-33 24.2% 2ndH: 12-29 41.4% OT: 0-0 00.0% Game: 32.3% Deadbl
 3pt-FG 1stH: 2-10 20.0% 2ndH: 2-10 20.0% OT: 0-0 00.0% Game: 20.0% Rebs
 FThrow 1stH: 8-14 57.1% 2ndH: 4-7 57.1% OT: 0-0 00.0% Game: 57.1% 6

HOME TEAM: Furman 7-4

No.	N A M E	TOT-FG 3-PT			REBOUNDS							A	TO	BLK	S	MIN
		FG-FGA	FG-FGA	FT-FTA	OF	DE	TOT	PF	TP							
05	NDOYE, Maleye	f	2-5	0-2	3-5	0	5	5	1	7	1	3	1	1	24	
41	SANDERS, Nick	f	2-3	1-1	0-0	1	3	4	3	5	3	1	0	2	19	
10	POJATINA, Marijan	c	3-4	0-0	2-3	0	4	4	3	8	0	0	3	0	15	
03	CARTER, Tony	g	0-3	0-2	1-2	0	4	4	1	1	6	3	0	1	32	
04	BOSTAIN, Robby	g	5-9	3-4	4-6	3	3	6	1	17	4	0	0	0	19	
01	DIAGNE, Moussa		5-7	1-2	1-1	2	3	5	2	12	0	0	1	1	18	
13	WEBB, Eric		2-3	1-2	0-0	0	2	2	2	5	9	4	0	2	21	
15	SPERRY, Daniel		0-0	0-0	0-0	0	0	0	0	0	0	0	0	0	2	
21	EARLE, Ben		3-3	3-3	0-0	0	1	1	2	9	0	2	0	0	11	
22	PUNCH, Gerad		0-1	0-1	0-0	0	3	3	0	0	0	0	0	1	6	
24	CARSON, Ryan		1-1	0-0	2-2	0	0	0	0	4	0	0	0	0	4	
32	PROWELL, Quan		7-10	4-6	0-0	1	2	3	2	18	1	4	1	1	19	
43	VAN DE LAAR, Julius		2-2	0-0	0-0	0	0	0	0	4	1	0	0	1	4	
45	PRICE, Cedrick		1-3	0-0	0-0	0	2	2	0	2	0	1	0	0	6	
TEAM						1	1	2								
TOTALS			33-54	13-23	13-19	8	33	41	17	92	25	18	6	10	200	

TOT-FG 1stH: 16-23 69.6% 2ndH: 17-31 54.8% OT: 0-0 00.0% Game: 61.1% Deadbl
 3pt-FG 1stH: 8-13 61.5% 2ndH: 5-10 50.0% OT: 0-0 00.0% Game: 56.5% Rebs
 FThrow 1stH: 6-8 75.0% 2ndH: 7-11 63.6% OT: 0-0 00.0% Game: 68.4% 3

OFFICIALS: Gary Wall, Greg Fogleman, Michael Drummond

TECHNICAL FOULS:

Lipscomb - none
 Furman - none

ATTENDANCE: 1622

SCORE BY PERIODS:	1st	2nd	OT1	OT2	OT3	OT4	TOTAL
Lipscomb	26	30					56
Furman	46	46					92