



Game 27 — Saturday, February 28, 2004
Furman Paladins (16-10, 8-7 SoCon) vs. Davidson Wildcats (15-11, 10-5 SoCon)
Belk Arena (6,000), Davidson, North Carolina, 7:00 p.m. Tipoff
WGOG-FM 96.3 (Walhalla), WCSZ-AM 1070 (Greenville), YahooBroadcast.com



		ppg	rpg	Notes
G 3	Tony Carter	6-0 .. 170 .. So.	Burlington, N.C.	9.6 *3.9 26x58 3PF (448) last 19g; 36x50 FT (.720) last 11g; 22 ast./5 TOs last 5g
G 4	Robby Bostain	6-3 .. 185 .. R-Fr.	Duluth, Ga.	10.1 4.3 18 vs. WCU; leading scoring frosh in SoCon; only 28 fouls
F 5	Maleye Ndoye	6-8 .. 205 .. Sr.	Dakar, Senegal	15.6 5.4 19.5 ppg, 40x79 FGs (.506), 16x33 3PFs (.484) last 6g; 32 vs. JMU, MINN
F 41	Nick Sanders	6-7 .. 215 .. Jr.	Leavenworth, Kan.	6.3 6.2 FU leading rebounder; 36 ast./only 14 TOs last 12 games
C 10	Marijan Pojatina	6-11 205 .. Sr.	Zagreb, Croatia	3.2 2.8 110 career blocks (4th in FU history)
<hr/>				
G 13	Eric Webb	6-2 .. 185 .. Fr.	Grand Rapids, Minn.	8.8 *2.9 36x85 3PF (424) last 19 games; 20 pts. vs. Ohio St.; 33x41 FTs (.805)
F 32	Quan Prowell	6-8 .. 210 .. Fr.	Columbus, Ga.	10.1 4.3 2nd leading scorer among SoCon frosh; missed 4 games w/injury
C 1	Moussa Diagne	6-8 .. 210 .. Fr.	Thies, Senegal	8.7 4.5 23 pts. (9x9 FGs), 6 rebs. vs. CofC; game winning three-point play w/3.3 sec.
* Assists <i>Larry Davis (Asbury '78), 91-111 (7th Year at FU), 91-111 (7th Year Overall), 1-12 vs. College of Charleston</i>				

**FURMAN-DAVIDSON
SERIES INFORMATION
(Davidson leads 80-60)**

↘ Saturday's Furman-Davidson game will mark the 141st meeting between the Paladins and Wildcats since the series began on Nov. 1, 1908, with a 42-37 Furman win. Davidson has dominated Furman of late, having won 13 straight and 16 of the last 17, including an 83-73 triumph in Greenville on Feb. 10. The Paladins last defeated Davidson during the 1994-95 season in Greenville, 80-71. The Paladins have dropped eight straight decisions in Davidson, including last year's 65-57 verdict, and last won there during the 1989-90 campaign by a 60-57 score. Overall Furman sports a 25-44 mark versus the Wildcats in Davidson. In Greenville, the Paladins are 32-33. The two teams are 3-3 in neutral court clashes.

**2003-04 FURMAN PALADINS
RESULTS/SCHEDULE
(16-10, 8-7 SoCon South)**

Date	Opponent (TV)	Time
Nov. 22	@ James Madison	L 72-78
Nov. 24	SOUTHERN WESLEYAN	W 77-53
Nov. 26	GREENSBORO COLLEGE	W 74-49
Nov. 30	@ Minnesota	(ot) L 84-91
Dec. 3	@ UNC Greensboro*	L 65-73
Dec. 6	@ Northern Iowa	W 64-55
Dec. 14	@ UNC Asheville	W 60-56
Dec. 17	@ Ohio State (ESPN)	L 68-70
Dec. 20	HIGH POINT	W 98-87
FURMAN HOLIDAY CLASSIC		
Dec. 29	BETHUNE-COOKMAN	W 62-49
Dec. 30	LIPSCOMB	W 92-56
Jan. 5	EAST TENNESSEE STATE* ...	L 68-69
Jan. 10	@ Charleston* (CSS)	L 65-70
Jan. 13	ERSKINE	W 89-51
Jan. 17	GA. SOUTHERN* (FOXSS) ...	L 67-71
Jan. 19	@ The Citadel*	W 76-61
Jan. 24	WOFFORD*	W 91-55
Jan. 26	CHATTANOOGA*	L 66-78
Jan. 31	APPALACHIAN ST.* (CSS) ...	W 85-74
Feb. 2	@ Elon*	L 60-67
Feb. 7	@ Georgia Southern*	W 77-72
Feb. 10	DAVIDSON*	L 73-83
Feb. 14	@ Wofford*	W 77-73
Feb. 16	@ Western Carolina*	W 72-63
Feb. 21	THE CITADEL*	W 60-47
Feb. 25	CHARLESTON*	W 58-57
Feb. 28	@ Davidson*	7:00
Mar. 3-6	SoCon Tourney	TBA
(North Charleston, S.C.)		

* Southern Conference Game

2003-04 SOUTHERN CONFERENCE STANDINGS/SCHEDULE

North Division	Conference	Overall
East Tennessee State	15 - 0 1.000	24 - 4 .857
Chattanooga	9 - 6 .600	16 - 10 .615
UNC Greensboro	7 - 8 .467	11 - 15 .423
Elon	6 - 9 .400	10 - 17 .370
Western Carolina	5 - 10 .333	12 - 14 .461
Appalachian State	4 - 11 .267	9 - 19 .321
South Division	Conference	Overall
Georgia Southern	11 - 4 .733	20 - 6 .769
Coll. of Charleston	10 - 5 .667	18 - 8 .692
Davidson	10 - 5 .667	15 - 11 .577
Furman	8 - 7 .533	16 - 10 .615
Wofford	4 - 11 .267	8 - 18 .307
The Citadel	1 - 14 .067	5 - 21 .192

Saturday, February 28

East Tennessee State @ Charleston, 2:00
Appalachian State @ Western Carolina, 7:00
Furman @ Davidson, 7:00
UNC Greensboro @ Elon, 7:00
Wofford @ Chattanooga, 7:00
Georgia Southern @ The Citadel, 7:15

Wednesday-Saturday, March 3-6

SoCon Tournament (N. Charleston, S.C.)

↘ **NOTING THE PALADINS**...Fresh from a 58-57 win over the College of Charleston on Wednesday, Furman, winners of four straight and five of its last six contests, plays its final game of the regular season on Saturday when it travels to Davidson, N.C., to take on the Wildcats in a 7:00 p.m. game at Belk Arena. The Paladins will take the No. 4 seed South Division seed into next week's Southern Conference Tournament at the North Charleston Coliseum and will play the North Division's No. 5 seed (either Western Carolina or Appalachian State) in the tournament's opening game at noon on Wednesday. Davidson handed Furman its last loss back on Feb. 10 in Greenville by an 83-73 score. Paced by **Bryan Winters'** 27 points, the Wildcats scorched the Paladins from three-point range, converting 15-of-26 treys to earn the victory. Furman, which connected on a school record 14-of-30 three-pointers in the contest, was led by **Maleye Ndoye's** 21-point performance, but Davidson's strong start and 44-26 halftime advantage was too much to overcome. The loss marked the Paladins' 13th straight setback to the Wildcats. After starting SoCon play 0-4, Furman has gone 8-3 in its last 11 conference games and has won four of its last five road contests, including a 72-63 triumph over Western Carolina on Feb. 16. One of those four road decisions was a 77-72 win over Georgia Southern on Feb. 7, which snapped the Eagles' 13-game winning streak. Davidson enters Saturday's contest riding a seven-game overall winning streak and 13-game home run of success dating back to last year. Furman's six road wins this year (6-6) are the most since the 1991-92 campaign, when the Paladins also forged a 6-6 road slate on the way to a 17-11 record under **Butch Estes**. In downing The Citadel last Saturday, Furman clinched a winning season — the second in the last three years for the Paladins, who went 17-14 in 2001-02, but only the second winning campaign for the purple and white since the aforementioned 1991-1992 season. Furman's 58-57 win over the College of Charleston on Wednesday represented the first regular season triumph by the Paladins over the Cougars since CofC joined the Southern Conference in 1998. Previously, Furman's only victory over the Cougars had come in the semifinals of the 2001 SoCon Tournament by a 44-43 score. Now 8-7 in league action, Furman has never finished above .500 in conference since the SoCon went to divisional play beginning with the 1994-95 season. Last year the Paladins posted an 8-8 conference slate — the program's first non-losing league campaign since 1991-92 (9-5). Furman has gone 23-24 in conference action over the last three years. Heading into Saturday's contest at Davidson, exactly 47.9 percent (912 points) of Furman's scoring is coming from its freshman class, which currently sports four of the SoCon's top five freshman scorers — guard Robby Bostain (1st - 10.2 ppg), forward **Quan Prowell** (2nd - 10.1 ppg), guard **Eric Webb** (4th - 8.8 ppg), and forward **Moussa Diagne** (5th - 8.7 ppg). Diagne's scoring average surged with a season high 23-point performance in 22 minutes versus College of Charleston on Wednesday, when he went 9-for-9 from the field (2x2 3PFs) and completed two three-point plays in the final minute, including the game winner with 3.3 seconds remaining. His previous season best had been a 13-point outing in an 89-51 rout of Erskine. Diagne now leads Furman in field goal percentage (.562) and is 8-of-18 from 3-point range (.444) on the year. He has averaged 9.7 ppg over the past 16 games. In Furman's 72-63 win over Western Carolina in Cullowhee (Feb. 16), the Paladins limited the nation's leading scorer, **Kevin Martin**, to only 12 points, four of which came in the final minute with the game's outcome all but decided. Martin, who entered the game averaging 27.1 ppg, was held to eight points a year ago in Greenville in a 71-67 Paladin win. Furman's 77-73 triumph over Wofford in Spartanburg on Feb. 14 completed the regular season sweep of the Terriers, who the Paladins hammered in Greenville on Jan. 24 by a 91-55 score. **Maleye Ndoye's** 17-foot jump shot with 1.5 seconds left broke a 73-73 tie and delivered

the victory, Furman's second straight in Spartanburg. Ndoye leads Furman in scoring (15.6 ppg) thanks, in part, to a pair of career high 32-point performances and strong work of late. He opened the season with a 32-point effort in the Paladins' 78-72 loss at James Madison, and on Nov. 30 matched it (14x21 FGs) in the 91-84 overtime loss at Minnesota. He also scored a game high 27 points in the Paladins' 98-87 triumph over High Point (Dec. 20). After averaging only 5.8 ppg and shooting .310 percent (9x29) in four games from Dec. 30 to Jan. 13, he's bounced back strong by scoring 21.9 points (18.3 ppg) while shooting 51.3 percent (77x150 FGs), including 44.6 percent (29x65 3PGs) from three-point range, in the Paladins' last 12 games. Included in that run was last Saturday's 20-point performance versus The Citadel, 19-point display versus Western Carolina (72-63 win) in Cullowhee, 25-point outing against Wofford (77-73 win) in Spartanburg, 26-point outburst versus Georgia Southern (77-72 win) in Statesboro, 28-point display against Wofford in Greenville (91-55 win), and 27-point performance at The Citadel (76-61 win). Last year he averaged 5.2 ppg, making his current 15.6 ppg average the greatest improvement (+10.4 ppg) by a Paladin from his junior to senior year since the Paladin All-American **Frank Selvy** recorded a jump from 29.5 ppg as a junior in 1952-53 to a nation leading 41.7 ppg as a senior the following season (+12.2 ppg). This past summer Ndoye helped his native Senegal to a fourth place finish in the African Championships, including a 27-point performance in a 92-77 win over Morocco. After missing four games with a knee injury that required arthroscopic surgery on Jan. 27, **Quan Prowell** has averaged 8.3 ppg in six games since his return. The Columbus, Ga., product who ranks second on the squad in field goal percentage (.540) this season, earned Jack In The Box Furman Holiday Classic MVP honors after scoring a game high 18 points in 19 minutes of action in the 92-56 win over Lipscomb on Dec. 30 and a season high 22 points (9x10 FGs) versus UNC Greensboro in early December. He also tallied 15 points against Minnesota. Sophomore guard **Tony Carter** leads Furman in assists (101) and steals (48) and has shot 44.8 percent (26x58) from three-point range over the past 19 games. Included in that run was a recent season high 20-point performance in an 85-74 win over Appalachian State on Jan. 31. After struggling at the free throw line (14x32, .438) over the season's first seven games, Carter has been hot of late, having canned 36-of-50 charity stripe opportunities (.720) over the last 11 games. Furman's 92-56 triumph over Lipscomb on Dec. 30 gave the program the Jack In The Box Furman Holiday Classic title — the program's first tournament championship of any kind since the Paladins knocked off Marshall 80-62 in Roanoke, Va., to win the 1980 Southern Conference title. Currently the league's leader in scoring defense (65.7 ppg), the Paladins are averaging 73.2 ppg on offense, which is significantly higher (+7.0) than last year's 66.2 ppg figure. Similarly, Furman shot 42.8 percent from the field last season but has improved to 45.0 percent this year (+2.3 percent). On the defensive side the Paladins have limited opponents to only 41.8 percent shooting from the field, which is a notable decrease (improvement) from last year's 44.1 percentage (-2.3 percent). Redshirt freshman guard **Robby Bostain**, who scored 18 points recently against Western Carolina, earned Jack In The Box Furman Holiday Classic all-tournament honors with a solid 17-point, 6-rebound, 4-assist performance in only 19 minutes versus Lipscomb in the championship game. In the Paladins' 98-87 victory over High Point (Dec. 20), he cashed in on 13-of-16 free throw attempts on the way to a season high 21 points. Another key performer in Furman's impressive freshman class is guard **Eric Webb**, who has shot 42.4 percent (36x85) from three-point range over the last 19 games. In the Paladins' 92-56 rout of Lipscomb (Dec. 30), he came off the bench to register a season high nine assists in 21 minutes of action. In the Paladins' 70-68 loss at Ohio State on Dec. 17, the 2003 Minnesota AAA player-of-the-year tallied a season high 20 points on the strength of 6-of-8 shooting from three-point range. Junior forward **Nick Sanders**, Furman's top rebounder (6.2 rpg), registered a career high six assists in

Furman's recent 77-72 win over Georgia Southern in Statesboro and has tallied 36 assists and only 14 turnovers in the last 12 games. Sanders took four stitches following the Ohio State game after receiving a flagrant elbow to the face in the second half from the Buckeyes' **Matt Sylvester**, who was subsequently suspended for one game by the OSU coaching staff. Senior center **Marijan Pojatina** (pronounced "Mar-E-ahn, POE-yah-ta-nah") now has 110 for his career, which ranks him fourth on Furman's all-time ledger. Furman announced the signing of 6-foot-2 wing guard **Jadee Jones** from Apple Valley, Minn., in November. As a junior at DeLaSalle (Minn.) High School, he averaged 18.0 ppg, shot 45.0 percent from three-point range, and earned all-state honors. This year he is attending Hopkins High School in Minneapolis. Furman was a consensus preseason No. 5 pick in separate polls by league head coaches and media in the six-team south division. The Paladins lost their top four scorers and three leading rebounders from a year ago, including forward **Karim Souchu** (19.5 ppg/4.5 rpg), who completed his career with 2,014 points, good for fourth place on Furman's all-time scoring chart. Furman also graduated point guard **Guilherme Da Luz** (11.4 ppg/4.2 rpg/149 assists), who last year became the first player in SoCon history to tally 1,000 points (1,253), 600 assists (668), 500 rebounds (512), and 200 steals (205). In addition, the Paladins graduated forward **Kenny Zeigler** (8.3 ppg/7.8 rpg). At halftime of Saturday's game versus The Citadel, Furman celebrated the 50th anniversary of Paladin All-American **Frank Selvy's** senior season. A native of Corbin, Ky., who currently lives just outside Greenville, Selvy led the nation in scoring (41.7 ppg), tallied an NCAA Division I record 100 points in a 149-95 win over Newberry College on Feb. 13, 1954 at Greenville's Textile Hall, and was named NCAA Player-of-the-Year in 1954 after helping Furman to a 20-9 season that featured wins over South Carolina, Clemson, Virginia Tech, Georgia Tech, and Manhattan, among others. The NBA's No. 1 Draft pick in 1954 by the Baltimore Bullets, he played nine seasons in the NBA, including five with the Los Angeles Lakers, where he played alongside future Hall-of-Famers **Jerry West** and **Elgin Baylor**. He still holds five NCAA records, 10 Southern Conference standards, and 17 school records, and is a member of both the Furman and South Carolina Athletic Halls of Fame. His jersey No. 28 is one of only four retired numbers in Furman basketball history. Selvy was also recently ranked (No. 50) by *Street & Smith's Magazine* among the 100 greatest players in college basketball history.

FACTS ABOUT FURMAN

Founded in 1826 and located in Greenville, S.C., Furman University, a private liberal arts institution, is ranked as one of the 50 finest liberal arts colleges in the country by *U.S. News and World Report*. Furman's 2,600 students, who represent 46 states and 39 countries, enjoy a collegiate experience on a 750-acre campus that was recently ranked by the American Society of Landscape Architects as one of America's 362 most beautifully landscaped places. Furman graduates have excelled in many fields, and among a few of the notables are **John Broadus Watson**, the "father of behavioral psychology"; **Charles Townes**, Nobel-Prize winning inventor of the laser and maser; **Richard W. Riley**, former United States Department of Education Secretary; Keith Lockhart, the conductor of the Boston Pops; **Betsy King** and **Beth Daniel**, LPGA Hall-of-Fame members; and **Mark Sanford**, South Carolina's current governor. Former Cincinnati Bengals head coach **Sam Wyche** is a Furman graduate. A member of the Southern Conference since 1936, Furman boasts a 17-sport intercollegiate athletics program that ranks among the finest in the country. Within the past year the university's football, men's soccer, women's soccer, men's tennis, women's tennis, and women's golf teams have participated in NCAA Tournament play. During the 2001-02 school year 29 Furman student-athletes earned All-America honors.

2003-04 FURMAN PALADINS ROSTER

No.	Name	Pos.	Ht.	Wt.	Yr.	Hometown	Last School
1	Moussa Diagne	F	6-8	210	Fr.	Thies, Senegal	Mount Olive (Ga.) Preparatory School
3	Tony Carter	G	6-0	170	So.	Burlington, N.C.	Williams High School
4	Robby Bostain	G/F	6-3	185	R-Fr.	Duluth, Ga.	Brookwood High School
5	Maleye Ndoye	F	6-8	205	Sr.	Dakar, Senegal	Washington (Tenn.) Academy
10	Marijan Pojatina	C	6-11	205	Sr.	Zagreb, Croatia	XI School
13	Eric Webb	G	6-2	185	Fr.	Grand Rapids, Minn.	Grand Rapids High School
15	Daniel Sperry	F	6-6	200	So.	St. Simons Island, Ga.	Glynn Academy
21	Ben Earle	G/F	6-5	190	R-So.	Standish, Me.	Gordon (Mass.) College
22	Gerad PUNCH	G/F	6-4	200	Fr.	Phoenix, Ariz.	Brophy Preparatory School
24	Ryan Carson	G	6-3	180	Jr.	Charlotte, N.C.	Providence Day School
32	Quan Prowell	F	6-8	210	Jr.	Columbus, Ga.	Jordan High School
41	Nick Sanders	F	6-7	215	Jr.	Leavenworth, Kan.	Leavenworth High School
43	Julius van de Laar	F	6-7	225	Fr.	Heidelberg, Germany	Urspring High School
45	Cedrick Price	C	6-9	245	Jr.	Savannah, Ga.	Fork Union (Va.) Military Academy

Head Coach: Larry Davis (Asbury '78)

Assistant Coaches: Ken Potosnak (Randolph-Macon '90), Niko Medved (Minnesota '97), Mike Shedd (Purdue '97)

THE LARRY DAVIS FILE

PERSONAL

Full Name: Larry Allen Davis
 Born: June 3, 1956, in Mount Sterling, Ky.
 Wife: The former Treva Baird of Kingsport, Tenn.
 Married: September 3, 1977, in Wilmore, Ky.
 Children: Morgan (17) and Jordan (12)

EDUCATION

Wapahani High School (Ind.), 1974
 Asbury College (Ky.), B.A., Education, 1978
 East Tennessee State University, M.A., Physical Education, 1982

PLAYING CAREER

Wapahani High School (Ind.)
 ✎ Basketball (two letters, team captain)
 ✎ Baseball (four letters, team captain)
 ✎ Outstanding Athlete, 1974
 Asbury College (Ky.)
 ✎ Soccer (four letters)
 ✎ Track & Field (four letters)



COACHING CAREER

Year	School	Responsibility	Overall Record	Conf. Record	Conf. Finish	Conf.
1979-80	East Tennessee State	Graduate Assistant Coach	15-13	8-7	(4th)	SoCon
1980-81	East Tennessee State	Graduate Assistant Coach	13-14	9-7	(4th)	SoCon
1981-82	East Tennessee State	Graduate Assistant Coach	13-15	8-8	(4th)	SoCon
1982-83	Cloverport High School (Ky.)	Head Coach	15-13			...
1983-84	Oak Hill Academy (Va.)	Head Coach	25-5			...
1984-85	Oak Hill Academy (Va.)	Head Coach	26-4			...
1985-86	Delaware	Assistant Coach	11-16	4-10	(8th)	East Coast
1986-87	Delaware	Assistant Coach	12-16	3-11	(8th)	East Coast
1987-88	Delaware	Assistant Coach	19-9	9-5	(T2nd)	East Coast
1988-89	Delaware	Assistant Coach	14-14	6-8	(6th)	East Coast
1989-90	Wake Forest	Assistant Coach	12-16	3-11	(8th)	ACC
1990-91	Wake Forest	Assistant Coach	*19-11	8-6	(3rd)	ACC
1991-92	Wake Forest	Assistant Coach	*17-12	7-9	(6th)	ACC
1992-93	Wake Forest	Assistant Coach	*21-9	10-6	(3rd)	ACC
1993-94	Ball State	Assistant Coach	16-12	11-7	(4th)	MAC
1994-95	Minnesota	Assistant Coach	*19-12	10-8	(T5th)	Big Ten
1995-96	Minnesota	Assistant Coach	#19-13	10-8	(T5th)	Big Ten
1996-97	Minnesota	Assistant Coach	*31-4	16-2	(1st)	Big Ten
1997-98	Furman	Head Coach	9-20	5-9	(4th)	Southern
1998-99	Furman	Head Coach	12-16	5-11	(5th)	Southern
1999-00	Furman	Head Coach	14-18	5-10	(6th)	Southern
2000-01	Furman	Head Coach	10-16	5-11	(6th)	Southern
2001-02	Furman	Head Coach	17-14	7-9	(5th)	Southern
2002-03	Furman	Head Coach	14-17	8-8	(3rd)	Southern
2003-04	Furman	Head Coach	16-10	8-7		

* NCAA Tournament
 # National Invitation Tournament

COLLEGIATE HEAD COACHING RECORD

Furman — 92-111, 7th Year (.453); vs. SoCon — 43-65 (.398)

**2004 Southern Conference
Men's Basketball Championship
North Charleston Coliseum, North Charleston, S.C.
March 3-6, 2004**



#4 seed South

Session 1, Game 1
March 3, noon
#5 seed North

Session 3, Game 5
March 4, noon
#1 seed North

#2 seed South

Session 3, Game 6
March 4, 30 minutes after
Game 5

#3 seed North

Session 1, Game 2
March 3, 30 minutes
after Game 1
#6 seed South

#4 seed North

Session 2, Game 3
March 3, 6:00 p.m.
#5 seed South

Session 4, Game 7
March 4, 6:00 p.m.
#1 seed South

#2 seed North

Session 4, Game 8
March 4, 30 minutes
after Game 7

#3 seed South

Session 2, Game 4
March 3, 30 minutes
after Game 3
#6 seed North

Session 5, Game 9
March 5, 6:00 p.m.
LIVE ON CSS

CHAMPIONSHIP GAME
Session 6, Game 11
March 6, 1:00 p.m.
LIVE ON ESPN

Session 5, Game 10
March 5, 30 minutes after
Game 9
LIVE ON CSS

**2003-04 FURMAN PALADINS BASKETBALL RESULTS/STATISTICS
ALL GAMES**

RECORD:	OVERALL	HOME	AWAY	NEUTRAL
ALL GAMES.....	(16-10)	(10-4)	(6-6)	(0-0)
CONFERENCE.....	(8-7)	(4-4)	(4-3)	(0-0)
NON-CONFERENCE.....	(8-3)	(6-0)	(2-3)	(0-0)

DATE	TIME	OPPONENT	SCORE	ATTEND	HIGH POINTS	HIGH REBOUNDS
11/22/03	7:00 p.m.	at James Madison	72-78 L	3784	(32)NDOYE, Maleye	(7)POJATINA, Marijan
11/24/03	7:00 p.m.	SOUTHERN WESLEYAN	W 77-53	1032	(17)WEBB, Eric	(9)SANDERS, Nick
11/26/03	7:00 p.m.	GREENSBORO COLLEGE	W 74-49	1053	(16)PROWELL, Quan	(7)NDOYE, Maleye
						(7)BOSTAIN, Robby
11/30/03	1:00 p.m.	at Minnesota	84-91 LOT	11850	(32)NDOYE, Maleye	(9)NDOYE, Maleye
12/03/03	7:35 p.m.	* at UNCG	65-73 L	1090	(22)PROWELL, Quan	(7)PROWELL, Quan
12/06/03	1:05 p.m.	at UNI	W 64-55	1282	(18)BOSTAIN, Robby	(11)SANDERS, Nick
12/14/03	2:00 p.m.	at UNC Asheville	W 60-56	750	(11)WEBB, Eric	(8)NDOYE, Maleye
					(11)BOSTAIN, Robby	(8)PROWELL, Quan
					(11)CARTER, Tony	
12/17/03	8:00 p.m.	at Ohio State	68-70 L	12248	(20)WEBB, Eric	(7)NDOYE, Maleye
12/20/03	2:30 p.m.	HIGH POINT	W 98-87	1259	(27)NDOYE, Maleye	(8)BOSTAIN, Robby
12/29/03	8:00 p.m.	BETHUNE-COOKMAN	W 62-49	1142	(14)PROWELL, Quan	(9)CARTER, Tony
12/30/03	7:45 p.m.	LIPSCOMB	W 92-56	1622	(18)PROWELL, Quan	(6)BOSTAIN, Robby
01/05/04	7:00 p.m.	* EAST TENNESSEE STATE	68-69 L	2261	(12)CARTER, Tony	(11)SANDERS, Nick
01/10/04	6:15 p.m.	* at Coll of Charleston	65-70 L	3468	(13)BOSTAIN, Robby	(9)SANDERS, Nick
01/13/04	7:00 p.m.	ERSKINE	W 89-51	1813	(16)PROWELL, Quan	(9)PROWELL, Quan
01/17/04	12:00 p.m.	* GEORGIA SOUTHERN	67-71 L	2121	(15)NDOYE, Maleye	(6)BOSTAIN, Robby
01/19/04	7:00 p.m.	* at The Citadel	W 76-61	1190	(27)NDOYE, Maleye	(11)SANDERS, Nick
01/24/04	1:00 p.m.	* WOFFORD	W 91-55	2564	(28)NDOYE, Maleye	(6)NDOYE, Maleye
01/26/04	7:00 p.m.	* CHATTANOOGA	68-77 L	1413	(11)WEBB, Eric	(9)SANDERS, Nick
01/31/04	4:00 p.m.	* APPALACHIAN STATE	W 85-74	2582	(20)CARTER, Tony	(9)DIAGNE, Moussa
02/02/04	7:00 p.m.	* at Elon	60-67 L	917	(13)BOSTAIN, Robby	(8)NDOYE, Maleye
02/07/04	7:30 p.m.	* at Georgia Southern	W 77-72	3242	(26)NDOYE, Maleye	(6)DIAGNE, Moussa
						(6)CARTER, Tony
						(6)SANDERS, Nick
02/10/04	7:00 p.m.	* DAVIDSON	73-83 L	2180	(21)NDOYE, Maleye	(9)DIAGNE, Moussa
02/14/04	7:00 p.m.	* at Wofford	W 77-73	2874	(25)NDOYE, Maleye	(7)SANDERS, Nick
02/16/04	7:00 pm	* at Western Carolina	W 72-63	1549	(19)NDOYE, Maleye	(8)SANDERS, Nick
02/21/04	4:00 p.m.	* THE CITADEL	W 60-47	3487	(20)NDOYE, Maleye	(8)DIAGNE, Moussa
02/25/04	7:00 p.m.	* COLL OF CHARLESTON	W 58-57	1928	(23)DIAGNE, Moussa	(9)NDOYE, Maleye

* Conference game

ATTENDANCE SUMMARY	GAMES	TOTALS	AVG/GAME
HOME.....	14	26457	1890
AWAY.....	12	44244	3687
NEUTRAL.....	0	0	0
TOTAL.....	26	70701	2719

## Player	GP-GS	Min--Avg	---TOTAL---			---3-PTS---			----REBOUNDS----												
			FG-FGA	Pct	3FG-FGA	Pct	FT-FTA	Pct	Off	Def	Tot	Avg	PF	FO	A	TO	Blk	Stl	Pts	Avg	
05 NDOYE, Maleye.....	26-26	794	30.5	144-302	.477	47-111	.423	70-91	.769	29	112	141	5.4	55	1	32	46	11	26	405	15.6
04 BOSTAIN, Robby.....	26-25	637	24.5	83-219	.379	13-64	.203	87-110	.791	35	74	109	4.2	28	0	63	47	2	38	266	10.2
32 PROWELL, Quan.....	22-1	483	22.0	87-161	.540	13-37	.351	35-48	.729	25	70	95	4.3	68	3	14	36	25	19	222	10.1
03 CARTER, Tony.....	26-26	790	30.4	77-178	.433	31-82	.378	65-107	.607	31	71	102	3.9	49	3	101	65	0	48	250	9.6
13 WEBB, Eric.....	26-0	632	24.3	72-178	.404	51-133	.383	33-41	.805	16	48	64	2.5	35	0	75	74	0	25	228	8.8
01 DIAGNE, Moussa.....	19-0	373	19.6	68-121	.562	8-18	.444	22-35	.629	35	50	85	4.5	45	0	8	31	10	14	166	8.7
41 SANDERS, Nick.....	26-26	734	28.2	59-125	.472	9-29	.310	37-54	.685	51	110	161	6.2	67	2	64	33	7	26	164	6.3
10 POJATINA, Marijan..	25-25	347	13.9	32-83	.386	0-1	.000	17-35	.486	24	45	69	2.8	65	2	21	30	36	4	81	3.2
21 EARLE, Ben.....	21-0	225	10.7	24-61	.393	13-40	.325	5-12	.417	5	15	20	1.0	20	0	6	18	1	7	66	3.1
24 CARSON, Ryan.....	10-1	38	3.8	5-13	.385	2-10	.200	4-4	1.000	0	3	3	0.3	3	0	4	3	0	3	16	1.6
22 PUNCH, Gerad.....	17-0	99	5.8	8-20	.400	2-11	.182	7-11	.636	7	18	25	1.5	8	0	8	5	0	7	25	1.5
43 VAN DE LAAR, Julius	4-0	16	4.0	2-2	1.000	0-0	.000	1-2	.500	2	2	4	1.0	1	0	3	2	0	2	5	1.3
45 PRICE, Cedrick.....	13-0	47	3.6	4-12	.333	0-0	.000	0-0	.000	0	8	8	0.6	5	0	1	4	0	1	8	0.6
15 SPERRY, Daniel.....	4-0	10	2.5	0-2	.000	0-0	.000	0-2	.000	1	0	1	0.3	3	0	0	1	0	1	0	0.0
TEAM.....										37	53	90	3.5	1		5					
Total.....	26	5225		665-1477	.450	189-536	.353	383-552	.694	298	679	977	37.6	453	11	400	400	92	221	1902	73.2
Opponents.....	26	5225		620-1485	.418	157-490	.320	310-472	.657	280	615	895	34.4	518	-	301	425	55	219	1707	65.7

SCORE BY PERIODS:	1st	2nd	OT	Total
Furman.....	900	997	6	- 1903
Opponents.....	783	911	13	- 1707

2003-04 FURMAN PALADINS BASKETBALL RESULTS/STATISTICS
SOUTHERN CONFERENCE GAMES

RECORD:	OVERALL	HOME	AWAY	NEUTRAL
ALL GAMES.....	(8-7)	(4-4)	(4-3)	(0-0)
CONFERENCE.....	(8-7)	(4-4)	(4-3)	(0-0)
NON-CONFERENCE.....	(0-0)	(0-0)	(0-0)	(0-0)

DATE	TIME	OPPONENT	SCORE	ATTEND	HIGH POINTS	HIGH REBOUNDS
12/03/03	7:35 p.m.	* at UNCG	65-73 L	1090	(22)PROWELL, Quan	(7)PROWELL, Quan
01/05/04	7:00 p.m.	* EAST TENNESSEE STATE	68-69 L	2261	(12)CARTER, Tony	(11)SANDERS, Nick
01/10/04	6:15 p.m.	* at Coll of Charleston	65-70 L	3468	(13)BOSTAIN, Robby	(9)SANDERS, Nick
01/17/04	12:00 p.m.	* GEORGIA SOUTHERN	67-71 L	2121	(15)NDOYE, Maleye	(6)BOSTAIN, Robby
01/19/04	7:00 p.m.	* at The Citadel	W 76-61	1190	(27)NDOYE, Maleye	(11)SANDERS, Nick
01/24/04	1:00 p.m.	* WOFFORD	W 91-55	2564	(28)NDOYE, Maleye	(6)NDOYE, Maleye
01/26/04	7:00 p.m.	* CHATTANOOGA	68-77 L	1413	(11)WEBB, Eric	(9)SANDERS, Nick
01/31/04	4:00 p.m.	* APPALACHIAN STATE	W 85-74	2582	(20)CARTER, Tony	(9)DIAGNE, Moussa
02/02/04	7:00 p.m.	* at Elon	60-67 L	917	(13)BOSTAIN, Robby	(8)NDOYE, Maleye
02/07/04	7:30 p.m.	* at Georgia Southern	W 77-72	3242	(26)NDOYE, Maleye	(6)DIAGNE, Moussa (6)CARTER, Tony (6)SANDERS, Nick
02/10/04	7:00 p.m.	* DAVIDSON	73-83 L	2180	(21)NDOYE, Maleye	(9)DIAGNE, Moussa
02/14/04	7:00 p.m.	* at Wofford	W 77-73	2874	(25)NDOYE, Maleye	(7)SANDERS, Nick
02/16/04	7:00 pm	* at Western Carolina	W 72-63	1549	(19)NDOYE, Maleye	(8)SANDERS, Nick
02/21/04	4:00 p.m.	* THE CITADEL	W 60-47	3487	(20)NDOYE, Maleye	(8)DIAGNE, Moussa
02/25/04	7:00 p.m.	* COLL OF CHARLESTON	W 58-57	1928	(23)DIAGNE, Moussa	(9)NDOYE, Maleye

* Conference game

ATTENDANCE SUMMARY	GAMES	TOTALS	AVG/GAME
HOME.....	8	18536	2317
AWAY.....	7	14330	2047
NEUTRAL.....	0	0	0
TOTAL.....	15	32866	2191

## Player	GP-GS	---TOTAL---			---3-PTS---			---REBOUNDS---													
		Min	Avg	FG-FGA	Pct	3FG-FGA	Pct	FT-FTA	Pct	Off	Def	Tot	Avg	PF	FO	A	TO	Blk	Stl	Pts	Avg
05 NDOYE, Maleye.....	15-15	475	31.7	89-179	.497	32-70	.457	38-50	.760	15	63	78	5.2	36	0	22	26	6	13	248	16.5
03 CARTER, Tony.....	15-15	479	31.9	47-105	.448	18-42	.429	45-68	.662	20	43	63	4.2	32	2	56	39	0	28	157	10.5
01 DIAGNE, Moussa.....	14-0	283	20.2	54-96	.563	7-12	.583	15-25	.600	29	41	70	5.0	31	0	4	23	8	10	130	9.3
04 BOSTAIN, Robby.....	15-14	375	25.0	42-115	.365	6-32	.188	48-59	.814	15	42	57	3.8	16	0	35	28	2	23	138	9.2
32 PROWELL, Quan.....	11-0	244	22.2	39-80	.488	4-21	.190	15-24	.625	10	34	44	4.0	31	2	6	16	11	8	97	8.8
13 WEBB, Eric.....	15-0	346	23.1	37-96	.385	25-69	.362	13-16	.813	8	22	30	2.0	23	0	40	46	0	14	112	7.5
41 SANDERS, Nick.....	15-15	425	28.3	32-72	.444	5-19	.263	23-32	.719	30	70	100	6.7	35	1	43	18	6	11	92	6.1
10 POJATINA, Marijan..	15-15	192	12.8	16-43	.372	0-0	.000	7-14	.500	14	19	33	2.2	35	1	13	15	18	2	39	2.6
21 EARLE, Ben.....	11-0	90	8.2	10-30	.333	4-19	.211	2-4	.500	3	7	10	0.9	9	0	1	9	0	1	26	2.4
22 PUNCH, Gerad.....	8-0	50	6.3	6-10	.600	1-4	.250	3-6	.500	4	5	9	1.1	4	0	3	3	0	3	16	2.0
43 VAN DE LAAR, Julius	1-0	4	4.0	0-0	.000	0-0	.000	1-2	.500	0	1	1	1.0	1	0	0	0	0	0	1	1.0
24 CARSON, Ryan.....	6-1	16	2.7	1-5	.200	0-4	.000	2-2	1.000	0	0	0	0.0	1	0	1	2	0	0	4	0.7
45 PRICE, Cedrick.....	7-0	19	2.7	1-4	.250	0-0	.000	0-0	.000	0	2	2	0.3	4	0	0	2	0	1	2	0.3
15 SPERRY, Daniel.....	1-0	2	2.0	0-0	.000	0-0	.000	0-0	.000	0	0	0	0.0	1	0	0	0	0	1	0	0.0
TEAM.....																					
Total.....	15	3000		374-835	.448	102-292	.349	212-302	.702	171	382	553	36.9	260	6	224	230	51	115	1062	70.8
Opponents.....	15	3000		367-855	.429	99-296	.334	179-266	.673	160	352	512	34.1	302	-	179	228	34	122	1012	67.5

SCORE BY PERIODS:	1st	2nd	Total
Furman.....	495	567	- 1062
Opponents.....	463	549	- 1012

2003-04 FURMAN PALADINS BASKETBALL

FURMAN TEAM GAME-BY-GAME

ALL GAMES

Opponent	Date	Score	W/L	FG-FGA	Pct	3FG-FGA	Pct	FT-FTA	Pct	Off	Def	Tot	Avg	PF	A	TO	Blk	Stl	Pts---Avg	
at James Madison	11/22/03	72-78	L	21-62	.339	9-29	.310	21-28	.750	15	21	36	36.0	17	10	15	3	10	72	72.0
SOUTHERN WESLEYAN	11/24/03	77-53	W	27-60	.450	7-23	.304	16-26	.615	15	30	45	40.5	17	18	24	5	12	77	74.5
GREENSBORO COLLEGE	11/26/03	74-49	W	25-67	.373	9-22	.409	15-22	.682	19	22	41	40.7	13	19	15	5	17	74	74.3
at Minnesota	11/30/03	84-91	Lot	35-66	.530	4-19	.211	10-16	.625	9	24	33	38.8	24	20	12	4	11	84	76.8
at UNC-Greensboro	12/03/03	65-73	L	26-57	.456	6-20	.300	7-11	.636	8	22	30	37.0	13	14	14	3	5	65	74.4
at Northern Iowa	12/06/03	64-55	W	24-57	.421	2-13	.154	14-24	.583	9	34	43	38.0	22	15	8	2	9	64	72.7
at UNC Asheville	12/14/03	60-56	W	21-64	.328	7-30	.233	11-19	.579	15	24	39	38.1	11	10	11	3	8	60	70.9
at Ohio State	12/17/03	68-70	L	24-49	.490	12-22	.545	8-11	.727	4	24	28	36.9	20	15	16	2	5	68	70.5
HIGH POINT	12/20/03	98-87	W	29-53	.547	11-24	.458	29-36	.806	9	26	35	36.7	22	15	22	1	8	98	73.6
BETHUNE-COOKMAN	12/29/03	62-49	W	20-51	.392	4-16	.250	18-24	.750	12	27	39	36.9	10	11	17	3	5	62	72.4
LIPSCOMB	12/30/03	92-56	W	33-54	.611	13-23	.565	13-19	.684	8	33	41	37.3	17	25	18	6	10	92	74.2
EAST TENNESSEE STATE	01/05/04	68-69	L	25-58	.431	5-18	.278	13-17	.765	12	26	38	37.3	15	15	22	4	9	68	73.7
at Coll of Charleston	01/10/04	65-70	L	24-62	.387	2-12	.167	15-18	.833	15	21	36	37.2	25	12	13	3	9	65	73.0
ERSKINE	01/13/04	89-51	W	32-59	.542	9-23	.391	16-25	.640	12	32	44	37.7	20	18	12	7	11	89	74.1
GEORGIA SOUTHERN	01/17/04	67-71	L	28-57	.491	4-15	.267	7-12	.583	8	25	33	37.4	13	15	18	4	7	67	73.7
at The Citadel	01/19/04	76-61	W	25-52	.481	8-22	.364	18-30	.600	10	26	36	37.3	16	13	12	3	14	76	73.8
WOFFORD	01/24/04	91-55	W	32-58	.552	9-17	.529	18-27	.667	12	25	37	37.3	23	9	25	4	4	91	74.8
CHATTANOOGA	01/26/04	68-77	L	23-67	.343	8-31	.258	14-18	.778	20	28	48	37.9	18	15	18	5	4	68	74.4
APPALACHIAN STATE	01/31/04	85-74	W	26-52	.500	9-20	.450	24-30	.800	13	29	42	38.1	18	17	23	4	6	85	75.0
at Elon	02/02/04	60-67	L	22-51	.431	6-20	.300	10-17	.588	10	15	25	37.5	15	12	9	0	7	60	74.2
at Georgia Southern	02/07/04	77-72	W	25-51	.490	6-14	.429	21-29	.724	6	35	41	37.6	24	13	19	4	12	77	74.4
DAVIDSON	02/10/04	73-83	L	24-64	.375	14-30	.467	11-16	.688	15	23	38	37.6	20	17	14	6	5	73	74.3
at Wofford	02/14/04	77-73	W	25-48	.521	6-13	.462	21-28	.750	8	26	34	37.5	23	14	17	2	7	77	74.4
at Western Carolina	02/16/04	72-63	W	25-54	.463	8-23	.348	14-19	.737	8	30	38	37.5	11	14	14	3	6	72	74.3
THE CITADEL	02/21/04	60-47	W	21-50	.420	6-20	.300	12-17	.706	12	24	36	37.4	18	17	10	6	5	60	73.8
COLL OF CHARLESTON	02/25/04	58-57	W	23-54	.426	5-17	.294	7-13	.538	14	27	41	37.6	11	12	15	3	3	58	73.2
Furman		1902		665-1477	.450	189-536	.353	383-552	.694	298	679	977	37.6	453	400	400	92	221	1902	73.2
Opponents		1707		620-1485	.418	157-490	.320	310-472	.657	280	615	895	34.4	518	301	425	55	219	1707	65.7

2003-04 FURMAN PALADINS BASKETBALL

OPPONENT GAME-BY-GAME

ALL GAMES

Opponent	Date	Score	W/L	FG-FGA	Pct	3FG-FGA	Pct	FT-FTA	Pct	Off	Def	Tot	Avg	PF	A	TO	Blk	Stl	Pts---Avg	
at James Madison	11/22/03	72-78	L	31-57	.544	7-13	.538	9-16	.563	7	29	36	36.0	21	14	20	4	6	78	78.0
SOUTHERN WESLEYAN	11/24/03	77-53	W	20-63	.317	2-14	.143	11-20	.550	15	21	36	36.0	20	9	25	1	15	53	65.5
GREENSBORO COLLEGE	11/26/03	74-49	W	15-42	.357	7-15	.467	12-15	.800	7	26	33	35.0	19	9	29	2	8	49	60.0
at Minnesota	11/30/03	84-91	Lot	30-59	.508	8-16	.500	23-33	.697	13	26	39	36.0	18	18	16	3	8	91	67.8
at UNC-Greensboro	12/03/03	65-73	L	27-59	.458	6-19	.316	13-18	.722	12	26	38	36.4	18	10	14	1	10	73	68.8
at Northern Iowa	12/06/03	64-55	W	18-61	.295	4-31	.129	15-22	.682	13	29	42	37.3	22	7	12	1	4	55	66.5
at UNC Asheville	12/14/03	60-56	W	23-53	.434	4-16	.250	6-10	.600	9	31	40	37.7	15	13	19	4	5	56	65.0
at Ohio State	12/17/03	68-70	L	27-57	.474	2-11	.182	14-21	.667	11	23	34	37.2	15	11	10	1	9	70	65.6
HIGH POINT	12/20/03	98-87	W	31-66	.470	5-15	.333	20-27	.741	14	19	33	36.8	29	13	17	2	17	87	68.0
BETHUNE-COOKMAN	12/29/03	62-49	W	19-58	.328	7-23	.304	4-6	.667	12	23	35	36.6	18	9	18	1	11	49	66.1
LIPSCOMB	12/30/03	92-56	W	20-62	.323	4-20	.200	12-21	.571	12	16	28	35.8	18	11	13	1	9	56	65.2
EAST TENNESSEE STATE	01/05/04	68-69	L	27-64	.422	6-14	.429	9-15	.600	13	24	37	35.9	21	13	18	2	13	69	65.5
at Coll of Charleston	01/10/04	65-70	L	20-43	.465	9-22	.409	21-32	.656	9	25	34	35.8	19	11	19	5	9	70	65.8
ERSKINE	01/13/04	89-51	W	19-52	.365	8-20	.400	5-15	.333	7	20	27	35.1	21	8	18	1	5	51	64.8
GEORGIA SOUTHERN	01/17/04	67-71	L	28-57	.491	4-15	.267	7-12	.583	8	25	33	37.4	13	15	18	4	7	67	73.7
at The Citadel	01/19/04	76-61	W	21-54	.389	8-22	.364	11-15	.733	10	24	34	35.1	24	11	19	1	6	61	64.9
WOFFORD	01/19/04	91-55	W	21-45	.467	5-19	.263	8-19	.421	8	20	28	34.6	20	9	25	4	4	55	64.4
CHATTANOOGA	01/26/04	68-77	L	29-66	.439	5-16	.313	14-16	.875	11	28	39	34.9	17	11	9	3	12	77	65.1
APPALACHIAN STATE	01/31/04	85-74	W	31-72	.431	4-21	.190	8-10	.800	13	19	32	34.7	24	8	15	1	13	74	65.5
at Elon	02/02/04	60-67	L	25-46	.543	5-11	.455	12-15	.800	9	23	32	34.6	18	13	13	2	3	67	65.6
at Georgia Southern	02/07/04	77-72	W	26-71	.366	6-26	.231	14-24	.583	17	26	43	35.0	23	14	16	4	11	72	65.9
DAVIDSON	02/10/04	73-83	L	27-55	.491	15-26	.577	14-19	.737	9	29	38	35.1	19	19	18	0	6	83	66.7
at Wofford	02/14/04	77-73	W	26-53	.491	4-17	.235	17-27	.630	7	19	26	34.7	24	15	14	5	9	73	67.0
at Western Carolina	02/16/04	72-63	W	25-68	.368	5-19	.263	8-10	.800	13	25	38	34.9	16	8	9	0	6	63	66.8
THE CITADEL	02/21/04	60-47	W	13-44	.295	6-19	.316	15-18	.833	9	20	29	34.6	21	6	15	3	4	47	66.0
COLL OF CHARLESTON	02/25/04	58-57	W	21-52	.404	8-22	.364	7-17	.412	9	20	29	34.4	18	12	11	3	8	57	65.7
Opponents		1707		620-1485	.418	157-490	.320	310-472	.657	280	615	895	34.4	518	301	425	55	219	1707	65.7
Furman		1902		665-1477	.450	189-536	.353	383-552	.694	298	679	977	37.6	453	400	400	92	221	1902	73.2

2003-04 FURMAN PALADINS BASKETBALL
FURMAN HIGH/LOW ANALYSIS
ALL GAMES

FURMAN - GAME HIGHS

POINTS.....	98	vs High Point (12/20/03)
FIELD GOALS MADE.....	35	at Minnesota (11/30/03)
FIELD GOAL ATTEMPTS.....	67	vs Chattanooga (01/26/04)
	67	vs Greensboro College (11/26/03)
FIELD GOAL PERCENTAGE.....	.611 (33-54)	vs Lipscomb (12/30/03)
3 PT FIELD GOALS MADE.....	14	vs Davidson (02/10/04)...School Record
3 PT FG ATTEMPTS.....	31	vs Chattanooga (01/26/04)
3 PT FG PERCENTAGE.....	.565 (13-23)	vs Lipscomb (12/30/03)
FREE THROWS MADE.....	29	vs High Point (12/20/03)
FREE THROW ATTEMPTS.....	36	vs High Point (12/20/03)
FREE THROW PERCENTAGE.....	.833 (15-18)	at Coll of Charleston (01/10/04)
REBOUNDS.....	48	vs Chattanooga (01/26/04)
ASSISTS.....	25	vs Lipscomb (12/30/03)
STEALS.....	17	vs Greensboro College (11/26/03)
BLOCKED SHOTS.....	7	vs Erskine (01/13/04)
TURNOVERS.....	24	vs Southern Wesleyan (11/24/03)
FOULS.....	25	at Coll of Charleston (01/10/04)

FURMAN - GAME LOWS

POINTS.....	58	vs Coll of Charleston (02/25/04)
FIELD GOALS MADE.....	20	vs Bethune-Cookman (12/29/03)
FIELD GOAL ATTEMPTS.....	48	at Wofford (02/14/04)
FIELD GOAL PERCENTAGE.....	.328 (21-64)	at UNC Asheville (12/14/03)
3 PT FIELD GOALS MADE.....	2	at Northern Iowa (12/06/03)
	2	at Coll of Charleston (01/10/04)
3 PT FG ATTEMPTS.....	12	at Coll of Charleston (01/10/04)
3 PT FG PERCENTAGE.....	.154 (2-13)	at Northern Iowa (12/06/03)
FREE THROWS MADE.....	7	at UNC-Greensboro (12/03/03)
	7	vs Georgia Southern (01/17/04)
	7	vs Coll of Charleston (02/25/04)
FREE THROW ATTEMPTS.....	11	at UNC-Greensboro (12/03/03)
	11	at Ohio State (12/17/03)
FREE THROW PERCENTAGE.....	.538 (7-13)	vs Coll of Charleston (02/25/04)
REBOUNDS.....	25	at Elon (2/2/04)
ASSISTS.....	10	at James Madison (11/22/03)
	10	at UNC Asheville (12/14/03)
STEALS.....	3	vs Coll of Charleston (02/25/04)
BLOCKED SHOTS.....	0	at Elon (2/2/04)
TURNOVERS.....	8	at Northern Iowa (12/06/03)
FOULS.....	10	vs Bethune-Cookman (12/29/03)

FURMAN - INDIVIDUAL GAME HIGHS

POINTS.....	32	NDOYE, Maleye at Minnesota (11/30/03)
	32	NDOYE, Maleye at James Madison (11/22/03)
FIELD GOALS MADE.....	14	NDOYE, Maleye at Minnesota (11/30/03)
FIELD GOAL ATT.....	21	NDOYE, Maleye at Minnesota (11/30/03)
FG PCT (min 5 made).....	1.000 (9-9)	DIAGNE, Moussa vs Coll of Charleston (02/25/04)
3 PT FG MADE.....	6	NDOYE, Maleye at The Citadel (01/19/04)
	6	WEBB, Eric at Ohio State (12/17/03)
3 PT FG ATTEMPTS.....	10	NDOYE, Maleye vs Davidson (02/10/04)
	10	WEBB, Eric at UNC Asheville (12/14/03)
3-PT FG PCT (min 2 made).....	1.000 (3-3)	CARTER, Tony vs Wofford (01/24/04)
	1.000 (3-3)	EARLE, Ben vs Lipscomb (12/30/03)
	1.000 (2-2)	DIAGNE, Moussa vs Coll of Charleston (02/25/04)
	1.000 (2-2)	PROWELL, Quan vs Greensboro College (11/26/03)
FREE THROWS MADE.....	14	NDOYE, Maleye at James Madison (11/22/03)
FREE THROW ATT.....	18	NDOYE, Maleye at James Madison (11/22/03)
FT PCT (min 5 made).....	1.000 (6-6)	NDOYE, Maleye vs The Citadel (02/21/04)
	1.000 (6-6)	SANDERS, Nick vs East Tennessee State (01/05/04)
	1.000 (6-6)	PROWELL, Quan vs Bethune-Cookman (12/29/03)
REBOUNDS.....	11	SANDERS, Nick at The Citadel (01/19/04)
	11	SANDERS, Nick vs East Tennessee State (01/05/04)
	11	SANDERS, Nick at Northern Iowa (12/06/03)
ASSISTS.....	9	WEBB, Eric vs Lipscomb (12/30/03)
	9	CARTER, Tony at Minnesota (11/30/03)
STEALS.....	5	CARTER, Tony at Minnesota (11/30/03)
BLOCKED SHOTS.....	5	PROWELL, Quan vs Erskine (01/13/04)
TURNOVERS.....	7	CARTER, Tony vs East Tennessee State (01/05/04)

**2003-04 FURMAN PALADINS BASKETBALL
FURMAN HIGH/LOW ANALYSIS
ALL GAMES**

OPPONENT - GAME HIGHS

POINTS.....	91	at Minnesota (11/30/03)
FIELD GOALS MADE.....	31	vs Appalachian State (01/31/04)
	31	vs High Point (12/20/03)
	31	at James Madison (11/22/03)
FIELD GOAL ATTEMPTS.....	72	vs Appalachian State (01/31/04)
FIELD GOAL PERCENTAGE.....	.544 (31-57)	at James Madison (11/22/03)
3 PT FIELD GOALS MADE.....	15	vs Davidson (02/10/04)
3 PT FG ATTEMPTS.....	31	at Northern Iowa (12/06/03)
3 PT FG PERCENTAGE.....	.577 (15-26)	vs Davidson (02/10/04)
FREE THROWS MADE.....	23	at Minnesota (11/30/03)
FREE THROW ATTEMPTS.....	33	at Minnesota (11/30/03)
FREE THROW PERCENTAGE.....	.875 (14-16)	vs Chattanooga (01/26/04)
REBOUNDS.....	43	at Georgia Southern (02/07/04)
ASSISTS.....	19	vs Davidson (02/10/04)
	19	vs Georgia Southern (01/17/04)
STEALS.....	17	vs High Point (12/20/03)
BLOCKED SHOTS.....	5	at Wofford (02/14/04)
	5	at Coll of Charleston (01/10/04)
TURNOVERS.....	29	vs Greensboro College (11/26/03)
FOULS.....	29	vs High Point (12/20/03)

OPPONENT - GAME LOWS

POINTS.....	47	vs The Citadel (02/21/04)
FIELD GOALS MADE.....	13	vs The Citadel (02/21/04)
FIELD GOAL ATTEMPTS.....	42	vs Greensboro College (11/26/03)
FIELD GOAL PERCENTAGE.....	.295 (18-61)	at Northern Iowa (12/06/03)
3 PT FIELD GOALS MADE.....	2	vs Southern Wesleyan (11/24/03)
	2	at Ohio State (12/17/03)
3 PT FG ATTEMPTS.....	11	at Ohio State (12/17/03)
	11	at Elon (02/02/04)
3 PT FG PERCENTAGE.....	.129 (4-31)	at Northern Iowa (12/06/03)
FREE THROWS MADE.....	4	vs Bethune-Cookman (12/29/03)
FREE THROW ATTEMPTS.....	6	vs Bethune-Cookman (12/29/03)
FREE THROW PERCENTAGE.....	.333 (5-15)	vs Erskine (01/13/04)
REBOUNDS.....	26	at Wofford (02/14/04)
ASSISTS.....	6	vs The Citadel (02/21/04)
STEALS.....	3	at Elon (02/02/04)
BLOCKED SHOTS.....	0	vs Georgia Southern (01/17/04)
	0	vs Davidson (02/10/04)
	0	at Western Carolina (02/16/04)
TURNOVERS.....	9	vs Chattanooga (01/26/04)
	9	at Western Carolina (02/16/04)
FOULS.....	15	at UNC Asheville (12/14/03)
	15	at Ohio State (12/17/03)


OPPONENT - INDIVIDUAL GAME HIGHS

POINTS.....	32	JOHNSON, Ben, Minnesota (11/30/03)
FIELD GOALS MADE.....	12	JOHNSON, Ben, Minnesota (11/30/03)
FIELD GOAL ATT.....	19	JOHNSON, Ben, Minnesota (11/30/03)
FG PCT (min 5 made).....	.875 (7-8)	HUMPHRIES, Kris, Minnesota (11/30/03)
3 PT FG MADE.....	4	BARBOSA, Ray, James Madison (11/22/03)
	4	WILLIAMS, Jason, Greensboro College (11/26/03)
	4	BOONE, Adam, Minnesota (11/30/03)
	4	BRISTOW, Ray, UNC Greensboro (12/03/03)
	4	MOBLEY, Thomas, College of Charleston (1/10/04)
	4	GIBSON, Kordel, Georgia Southern (1/17/04)
	4	WILSON, Erick, The Citadel (1/19/04)
	4	RICE, Scottie, Elon (02/04/04)
	4	MCKILLOP, Matt, Davidson (02/10/04)
	4	WINTERS, Brendan, Davidson (2/10/04)
	4	MITCHELL, Tony, College of Charleston (02/25/04)
3 PT FG ATTEMPTS.....	11	NESBITT, Elton, Georgia Southern (1/17/04)
3-PT FG PCT (min 4 made).....	1.800 (4-4)	RICE, Scottie, Elon (2/04/04)
FREE THROWS MADE.....	11	HUMPHRIES, Kris, Minnesota (11/30/03)
	11	ECHENIQUE, Jerry, High Point (12/20/03)
FREE THROW ATT.....	16	HUMPHRIES, Kris, Minnesota (11/30/03)
FT PCT (min 5 made).....	1.000 (6-6)	JOHNSON, Ben, Minnesota (11/30/03)
REBOUNDS.....	13	KOSMALSKI, Logan, Davidson (02/10/04)
ASSISTS.....	9	WILLIAMS, Terry, Georgia Southern (02/07/04)
STEALS.....	5	GATHINGS, Danny, High Point (12/20/03)
		THOMPSON, D.J., Appalachian State (1/31/04)
BLOCKED SHOTS.....	3	BENTON, Mike, College of Charleston (01/10/04)
TURNOVERS.....	10	HAMMACK, Kevin, The Citadel (02/21/04)

I Moussa Diagne

Forward, 6-8, 210, Freshman

Thies, Senegal ▲ Mount Olive (Ga.) Preparatory School



Diagne Jive: Last name is pronounced "Jine"...sat out Furman's first seven games...has registered eight double figure performances, including season-high 23 points (9x9 FGs) in 22 minutes of action vs. College of Charleston on Wednesday (58-57 win)...completed three-point play with 3.3 seconds remaining to beat CofC...tallied 12 pts., 8 rebs. vs. The Citadel (60-47 win)...has averaged 9.7 ppg over last 16 games...ranks fifth among SoCon freshmen in scoring (8.7 ppg).

2003-04 SEASON SUMMARY

Opponent	Date	GS	Min	----TOTAL----		-----3-PTS-----		FT-FTA		----REBOUNDS----		PF	FO	A	TO	Blk	Stl	Pts.	Avg		
				FG-FGA	.Pct	3PFG-FGA	.Pct	Pct	Off	Def	Tot									Avg	
@ Ohio State	12-17-03		26	2-6	.333	0-1	.000	1-2	.500	0	2	2	2.0	2	0	2	3	1	1	5	5.0
HIGH POINT	12-20-03		10	0-1	.000	0-1	.000	0-0	.000	0	1	1	1.5	4	0	0	1	0	0	0	2.5
BETHUNE-COOKMAN	12-29-03		18	2-4	.500	0-0	.000	2-4	.500	2	1	3	2.0	4	0	1	2	0	1	6	3.7
LIPSCOMB	12-30-03		18	5-7	.714	1-2	.500	1-1	1.000	2	3	5	2.8	2	0	0	0	1	1	12	5.8
EAST TENNESSEE STATE	1-05-04		14	3-6	.500	0-0	.000	0-0	.000	1	0	1	2.4	4	0	0	2	2	0	6	5.8
@ College of Charleston	1-10-04		22	6-14	.429	0-1	.000	0-0	.000	3	2	5	2.8	4	0	0	1	0	2	12	6.8
ERSKINE	1-13-04		18	5-7	.714	0-2	.000	3-3	1.000	2	2	4	3.0	2	0	1	2	0	1	13	7.7
GA. SOUTHERN	1-17-04		20	5-10	.500	0-0	.000	0-0	.000	3	2	5	3.3	3	0	0	1	1	0	10	8.0
@ The Citadel	1-19-04		25	5-8	.625	0-0	.000	0-2	.000	2	2	4	3.3	1	0	0	1	0	3	10	8.2
WOFFORD	1-24-04		21	2-5	.400	0-1	.000	2-2	1.000	1	4	5	3.5	3	0	0	2	0	2	6	8.0
CHATTANOOGA	1-26-04		18	1-6	.167	0-1	.000	2-2	1.000	2	2	4	3.5	2	0	1	0	0	0	4	7.6
APPALACHIAN STATE	1-31-04		24	2-4	.500	0-0	.000	5-6	.833	4	5	9	4.0	1	0	1	4	1	0	9	7.8
@ Elon	2-04-04		22	4-6	.667	0-1	.000	0-0	.000	1	2	3	3.9	1	0	0	3	0	2	8	7.8
@ Georgia Southern	2-07-04		22	3-6	.500	0-0	.000	1-2	.500	2	4	6	4.1	3	0	0	2	1	0	7	7.7
DAVIDSON	1-10-04		24	4-8	.500	3-4	.750	0-2	.000	4	5	9	4.4	1	0	1	1	0	1	11	7.9
@ Wofford	2-14-04		10	3-3	1.000	1-1	1.000	0-0	.000	0	0	0	4.1	3	0	0	2	0	0	7	7.9
@ Western Carolina	2-16-04		24	2-4	.500	0-0	.000	1-2	.500	1	4	5	4.2	2	0	0	1	0	0	5	7.7
THE CITADEL	2-21-04		25	5-7	.714	1-1	1.000	1-3	.333	3	5	8	4.4	1	0	0	1	2	0	12	7.9
COLL. OF CHARLESTON	2-25-04		22	9-9	1.000	2-2	1.000	3-4	.750	2	4	6	4.5	2	0	1	2	1	0	23	8.7
Totals		0	373	68-121	.562	8-18	.444	22-35	.629	35	50	85	4.5	45	0	8	31	10	14	166	8.7

#01 MOUSSA DIAGNE'S SUPERLATIVES/CAREER STATISTICS


CATEGORY	SEASON
Points:	23 vs. College of Charleston (2-25)
Field Goals Made:	9 vs. College of Charleston (2-25)
Field Goals Attempted:	14 vs. College of Charleston (1-10)
3-Point Field Goals Made:	3 vs. Davidson (2-10)
3-Point Field Goals Attempted:	4 vs. Davidson (2-10)
Free Throws Made:	5 vs. Appalachian State (1-31)
Free Throws Attempted:	6 vs. Appalachian State (1-31)
Rebounds:	9 vs. Appalachian State (1-31), Davidson (2-10)
Assists:	2 vs. Ohio State (12-17)
Blocks:	2 vs. East Tennessee State (1-5); vs. The Citadel (2-21)
Steals:	3 vs. The Citadel (1-19)
Minutes:	26 vs. Ohio State (12-17)

YEAR	GP-GS	MP-AVG	FGM-FGA	PCT	3P-3PA	PCT	FTM-FTA	PCT	REB-AVG	PF-D	A	TO	BK	ST	PTS	AVG
2003-04	19-0	373-19.6	68-121	.562	8-18	.444	22-35	.629	85-4.5	45-0	8	31	10	14	166	8.7

3 Tony Carter

Guard, 6-0, 170, Sophomore

Burlington, North Carolina ▲ Williams High School



Carter Cuts: Furman's assists (101) and steals (48) leader...tallied 15 pts., 6 rebs., 5 ast. vs. Western Carolina (72-63 win)...had 12 pts., 6 rebs., 4 stl. vs. Ga. Southern (77-72 win), helping Furman snap GSU's 13-game winning streak...has gone 36x50 (.720) at the free throw line over the last 11 games...matched career high with 20 pts. vs. Appalachian State (85-74 win)...has converted 26x58 3PGs (.448) over the last 19 games.

2003-04 SEASON SUMMARY

Opponent	Date	GS	Min	----TOTAL----		-----3-PTS-----		FT-FTA		----REBOUNDS----				A	TO	Blk	Stl	Pts.	Avg		
				FG-FGA	.Pct	3PTG-FGA	.Pct	Pct	Off	Def	Tot	Avg	PF							FO	
@ James Madison	11-22-03	*	39	4-8	.500	2-5	.400	2-2	1.000	2	1	3	3.0	3	0	4	2	0	3	12	12.0
SO. WESLEYAN	11-24-03	*	25	2-4	.500	1-3	.333	2-5	.400	0	3	3	3.0	0	0	5	6	0	3	7	9.5
GREENSBORO COLLEGE	11-26-03	*	21	2-7	.286	1-4	.250	3-8	.375	0	0	0	2.0	1	0	2	3	0	2	8	9.0
@ Minnesota	11-30-03	*	38	4-9	.444	0-3	.000	0-2	.000	0	3	3	2.3	0	0	9	1	0	5	8	8.8
@ UNC Greensboro	12-03-03	*	34	2-6	.333	0-2	.000	1-2	.500	0	3	3	2.4	1	0	4	1	0	0	5	8.0
@ Northern Iowa	12-06-03	*	13	0-3	.000	0-1	.000	2-5	.400	1	3	4	2.7	5	1	2	2	0	1	2	7.0
@ UNC Asheville	12-14-03	*	31	3-10	.300	1-6	.167	4-8	.500	3	3	6	2.7	0	0	3	3	0	1	11	7.6
@ Ohio State	12-17-03	*	32	3-4	.750	2-3	.667	2-2	1.000	0	2	2	2.6	4	0	6	3	0	0	10	7.9
HIGH POINT	12-20-03	*	24	7-10	.700	2-5	.400	2-3	.667	2	2	4	2.8	0	0	2	2	0	0	18	9.0
BETHUNE-COOKMAN	12-29-03	*	32	3-9	.333	3-5	.600	2-2	1.000	3	6	9	3.4	2	0	3	0	0	2	11	9.2
LIPSCOMB	12-30-03	*	32	0-3	.000	0-2	.000	1-2	.500	0	4	4	3.5	1	0	6	3	0	1	1	8.5
EAST TENNESSEE STATE	1-05-04	*	33	4-9	.444	2-3	.667	2-3	.667	1	5	6	3.9	1	0	3	7	0	4	12	8.8
@ College of Charleston	1-10-04	*	36	2-6	.333	2-4	.500	3-6	.500	1	3	4	3.9	5	1	1	4	0	1	9	8.8
ERSKINE	1-13-04	*	24	2-6	.333	1-3	.333	0-0	.000	0	1	1	3.7	1	0	3	1	0	2	5	8.5
GA. SOUTHERN	1-17-04	*	29	5-7	.714	0-1	.000	3-7	.429	1	4	5	3.8	3	0	3	4	0	4	13	8.8
@ The Citadel	1-19-04	*	32	5-8	.625	1-2	.500	4-5	.800	2	5	7	4.0	0	0	2	1	0	3	15	9.2
WOFFORD	1-24-04	*	26	3-5	.600	3-3	1.000	1-3	.333	0	2	2	3.9	2	0	6	0	0	4	10	9.2
CHATTANOOGA	1-26-04	*	26	4-7	.571	2-4	.500	0-0	.000	2	5	7	4.1	2	0	2	4	0	1	10	9.3
APPALACHIAN STATE	1-31-04	*	33	6-12	.500	2-5	.400	6-8	.750	1	0	1	3.9	2	0	4	3	0	1	20	9.8
@ Elon	2-02-04	*	34	2-7	.286	1-4	.250	4-4	1.000	2	2	4	3.9	2	0	1	2	0	3	9	9.8
@ Georgia Southern	2-07-04	*	32	4-7	.571	0-1	.000	4-5	.800	0	6	6	4.0	5	1	2	5	0	4	12	9.9
DAVIDSON	2-10-04	*	32	0-6	.000	0-1	.000	3-4	.750	3	0	3	4.0	3	0	5	1	0	0	3	9.6
@ Wofford	2-14-04	*	30	2-6	.333	0-1	.000	7-9	.778	2	0	2	3.9	3	0	6	2	0	0	11	9.7
@ Western Carolina	2-16-04	*	34	5-7	.714	2-3	.667	3-3	1.000	2	4	6	4.0	1	0	5	1	0	1	15	9.9
THE CITADEL	2-21-04	*	34	2-7	.286	2-4	.500	2-2	1.000	1	1	2	3.9	0	0	6	1	0	2	8	9.8
COLL. OF CHARLESTON	2-25-04	*	34	1-5	.200	1-4	.250	2-7	.286	2	3	5	3.9	2	0	6	3	0	0	5	9.6
Totals		26	790	77-178	.433	31-82	.378	65-107	.607	31	71	102	3.9	49	3	101	65	0	48	250	9.6

#03 TONY CARTER'S SUPERLATIVES/CAREER STATISTICS


CATEGORY	SEASON	CAREER
Points:	20 vs. Appalachian State (1-31)	20 vs. Western Carolina (1-13-03), vs. Appalachian State (1-31-04)
Field Goals Made:	7 vs. High Point (12-20)	7 vs. High Point (12-20-03)
Field Goals Attempted:	12 vs. Appalachian State (1-31)	12 vs. Appalachian State (1-31-04)
3-Point Field Goals Made:	3 vs. Bethune-Cookman (12-29)	3 vs. three opponents
3-Point Field Goals Attempted:	6 vs. UNC Asheville (12-14)	6 vs. three opponents
Free Throws Made:	6 vs. Appalachian State (1-31)	9 vs. Western Carolina (1-13-03)
Free Throws Attempted:	8 vs. three opponents	11 vs. Western Carolina (1-13-03)
Rebounds:	9 vs. Bethune-Cookman (12-29)	9 vs. Bethune-Cookman (12-29)
Assists:	9 vs. Minnesota (11-30)	9 vs. Minnesota (11-30-03)
Blocks:	None	1 vs. Chattanooga (12-16-02), vs. New Hampshire (12-28-02)
Steals:	5 vs. Minnesota (11-30)	5 vs. Minnesota (11-30)
Minutes:	39 vs. James Madison (11-22)	39 vs. James Madison (11-22-03)

YEAR	GP-GS	MP-AVG	FGM-FGA	PCT	3P-3PA	PCT	FTM-FTA	PCT	REB-AVG	PF-D	A	TO	BK	ST	PTS	AVG
2002-03	31-18	739-23.8	52-158	.329	23-81	.284	29-43	.674	95-3.1	45-0	52	37	2	35	156	5.0
2003-04	26-26	790-30.4	77-178	.433	31-82	.378	65-107	.607	102-3.9	49-3	101	65	0	48	250	9.6
Totals	57-44	1529-26.8	129-336	.384	54-163	.331	94-150	.627	197-3.4	94-3	153	102	2	83	406	7.1

4 Robby Bostain

Guard/Forward, 6-3, 185, R-Freshman

Duluth, Georgia ▲ Brookwood High School



Bostain Bests: Lefthander who is currently leads the Southern Conference in scoring among freshmen (10.2 ppg)...second on the team in steals (38) and fourth in assists (63)...only 28 fouls in 26 games...scored 18 pts. (7x9 FTs) vs. Western Carolina (72-63 win)...excellent free throw shooter (87x110, .791)...registered 21 pts. (13x16 FTs), 8 reb., and 5 ast. vs. High Point (98-87 win).

2003-04 SEASON SUMMARY

Opponent	Date	GS	Min	----TOTAL----		-----3-PTS-----		FT-FTA	.Pct	----REBOUNDS----				PF	FO	A	TO	Blk	Stl	Pts.	Avg
				FG-FGA	.Pct	3PTFG-FGA	.Pct			Off	Def	Tot	Avg								
@ James Madison	11-22-03	*	24	3-14	.214	2-8	.250	3-4	.750	1	4	5	5.0	1	0	4	3	0	3	11	11.0
SO. WESLEYAN	11-24-03	*	28	5-12	.417	0-2	.000	2-3	.667	3	3	6	5.5	1	0	3	1	0	3	12	11.5
GREENSBORO COLLEGE	11-26-03	*	23	1-6	.167	1-2	.500	1-2	.500	3	4	7	6.0	0	0	6	0	0	2	4	9.0
@ Minnesota	11-30-03	*	21	2-6	.333	0-1	.000	1-2	.500	0	5	5	5.8	2	0	2	2	0	0	5	8.0
@ UNC Greensboro	12-03-03	*	17	1-7	.143	0-2	.000	0-0	.000	1	3	4	5.4	0	0	3	2	0	1	2	6.8
@ Northern Iowa	12-06-03	*	30	6-12	.500	0-2	.000	6-7	.857	2	2	4	5.2	0	0	0	0	0	1	18	8.7
@ UNC Asheville	12-14-03	*	28	3-10	.300	1-3	.333	4-4	1.000	3	1	4	5.0	1	0	1	2	0	1	11	9.0
@ Ohio State	12-17-03	*	17	4-8	.500	0-2	.000	1-2	.500	0	1	1	4.5	2	0	1	2	0	2	9	9.0
HIGH POINT	12-20-03	*	32	4-10	.400	0-3	.000	13-16	.813	1	7	8	4.9	2	0	5	4	0	1	21	10.3
BETHUNE-COOKMAN	12-29-03	*	20	3-7	.429	0-3	.000	1-2	.500	1	0	1	4.5	0	0	1	3	0	1	7	10.0
LIPSCOMB	12-30-03	*	19	5-9	.556	3-4	.750	4-6	.667	3	3	6	4.6	1	0	4	0	0	0	17	10.6
EAST TENNESSEE STATE	1-5-04	*	28	3-10	.300	1-4	.250	2-2	1.000	1	2	3	4.5	0	0	1	4	0	2	9	10.5
@ College of Charleston	1-10-04	*	23	5-13	.385	0-3	.000	3-3	1.000	3	1	4	4.5	1	0	3	0	1	2	13	10.7
ERSKINE	1-13-04	*	20	5-10	.500	0-2	.000	3-3	1.000	3	2	5	4.5	2	0	1	2	0	1	13	10.9
GA. SOUTHERN	1-17-04	*	27	4-9	.444	1-4	.250	1-1	1.000	1	5	6	4.6	0	0	3	2	0	1	10	10.8
@ The Citadel	1-19-04	*	25	2-5	.400	0-2	.000	2-4	.500	0	3	3	4.5	2	0	5	2	0	3	6	10.5
WOFFORD	1-24-04	*	23	2-2	1.000	1-1	1.000	3-4	.750	2	3	5	4.5	1	0	4	1	0	1	8	10.4
CHATTANOOGA	1-26-04	*	28	3-11	.273	0-4	.000	4-5	.800	3	2	5	4.6	2	0	2	1	0	2	10	10.3
APPALACHIAN STATE	1-31-04	*	29	3-9	.333	0-0	.000	10-11	.909	0	5	5	4.6	2	0	4	3	0	3	16	10.6
@ Elon	2-02-04	*	27	5-9	.556	1-3	.333	2-4	.500	0	3	3	4.5	1	0	5	1	0	1	13	10.8
@ Georgia Southern	2-07-04	*	25	3-8	.375	0-1	.000	5-6	.833	0	4	4	4.5	3	0	1	3	1	3	11	10.8
DAVIDSON	2-10-04	*	20	2-8	.250	1-2	.500	2-2	1.000	0	3	3	4.4	1	0	1	1	0	1	7	10.6
@ Wofford	2-14-04	*	28	1-5	.200	0-1	.000	4-4	1.000	1	3	4	4.4	1	0	0	1	0	0	6	10.4
@ Western Carolina	2-16-04	*	30	5-10	.500	1-2	.500	7-9	.778	2	1	3	4.3	0	0	2	2	0	2	18	10.7
THE CITADEL	2-21-04	*	21	0-2	.000	0-1	.000	1-2	.500	0	1	1	4.2	2	0	1	3	0	0	1	10.3
COLL. OF CHARLESTON	2-25-04	*	24	3-7	.429	0-2	.000	2-2	1.000	1	3	4	4.2	0	0	0	2	0	1	8	10.2
Totals		25	637	83-219	.379	13-64	.203	87-110	.791	35	74	109	4.2	28	0	63	47	2	38	266	10.2

#04 ROBBY BOSTAIN'S SUPERLATIVES/CAREER STATISTICS


CATEGORY	SEASON
Points:	21 vs. High Point (12-20)
Field Goals Made:	6 vs. Northern Iowa (12-6)
Field Goals Attempted:	14 vs. James Madison (11-22)
3-Point Field Goals Made:	3 vs. Lipscomb (12-30)
3-Point Field Goals Attempted: ..	8 vs. James Madison (11-22)
Free Throws Made:	13 vs. High Point (12-20)
Free Throws Attempted:	16 vs. High Point (12-20)
Rebounds:	8 vs. High Point (12-20)
Assists:	6 vs. Greensboro (11-26)
Blocks:	1 vs. College of Charleston (1-10), vs. Ga. Southern (2-7)
Steals:	3 vs. five opponents
Minutes:	32 vs. High Point (12-20)

YEAR	GP-GS	MP-AVG	FGM-FGA	PCT	3P-3PA	PCT	FTM-FTA	PCT	REB-AVG	PF-D	A	TO	BK	ST	PTS	AVG
2003-04	26-25	637-24.5	83-219	.379	13-64	.203	87-110	.791	109-4.2	28-0	63	47	2	38	266	10.2

5 Maleye Ndoye

Forward, 6-8, 205, Senior

Dakar, Senegal ▲ Washington (Tenn.) Academy



Ndoye Notes: Pronounced "mah-LAY, n-DOY"...Furman's leading scorer (15.6 ppg...17.4 ppg vs. SoCon)...SoCon POW (Feb. 10)...opened season with career high 32 pts. vs. JMU...matched it in 91-84 overtime loss vs. Minnesota...scored 26 pts. vs. GSU (77-72 win)...hit game winning 17-footer and scored 25 pts., career high 4 ast. vs. Wofford (77-73 win)...has averaged 19.4 ppg and shot 51.3 percent (77x150 FGs) over the last 12 games...canned 29x65 3PTFGs (.446) over the last 11 games...28 pts. vs. Wofford (91-55 win) and 27 pts. vs. Citadel (76-61 win).

2003-04 SEASON SUMMARY

Opponent	Date	GS	Min	----TOTAL----		-----3-PTS-----		FT-FTA	.Pct	----REBOUNDS----					A	TO	Blk	Stl	Pts.	Avg		
				FG-FGA	.Pct	3PTFG-FGA	.Pct			Off	Def	Tot	Avg	PF							FO	
@ James Madison	11-22-03	*	35	8-16	.500	2-6	.333	14-18	.778	1	3	4	4.0	2	0	1	2	1	1	32	32.0	
SO. WESLEYAN	11-24-03	*	22	3-9	.333	1-2	.500	1-2	.500	0	2	2	3.0	3	0	0	4	1	1	8	20.0	
GREENSBORO COLLEGE	11-26-03	*	26	5-12	.417	2-5	.400	3-3	1.000	5	2	7	4.3	1	0	0	0	0	1	15	18.3	
@ Minnesota	11-30-03	*	38	14-21	.667	2-5	.400	2-3	.667	2	7	9	5.5	5	1	1	0	1	2	32	21.8	
@ UNC Greensboro	12-03-03	*	37	6-11	.545	2-3	.667	2-2	1.000	1	3	4	5.2	2	0	1	2	0	0	16	20.6	
@ Northern Iowa	12-06-03	*	28	1-5	.200	0-1	.000	0-0	.000	0	3	3	4.8	2	0	0	1	0	3	2	17.5	
@ UNC Asheville	12-14-03	*	37	4-15	.267	1-7	.143	0-0	.000	3	5	8	5.4	1	0	2	0	0	1	9	16.1	
@ Ohio State	12-17-03	*	26	3-8	.375	1-2	.500	4-4	1.000	1	6	7	5.6	3	0	0	4	0	0	11	15.5	
HIGH POINT	12-20-03	*	32	9-14	.643	4-6	.677	5-6	.833	2	5	7	5.8	0	0	2	2	0	3	27	16.8	
BETHUNE-COOKMAN	12-29-03	*	30	5-12	.417	1-3	.333	0-0	.000	0	6	6	5.8	0	0	1	4	0	0	11	16.2	
LIPSCOMB	12-30-03	*	24	2-5	.400	0-2	.000	3-5	.600	0	5	5	5.7	1	0	1	3	1	1	7	15.4	
EAST TENNESSEE STATE	1-05-04	*	34	5-12	.417	1-4	.250	0-0	.000	1	5	6	5.7	1	0	3	0	0	1	11	15.1	
@ College of Charleston	1-10-04	*	23	1-6	.167	0-0	.000	0-0	.000	0	0	0	5.2	3	0	0	3	2	0	2	14.1	
ERSKINE	1-13-04	*	21	1-6	.167	1-2	.500	0-0	.000	0	5	5	5.2	1	0	2	0	1	0	3	13.3	
GA. SOUTHERN	1-17-04	*	32	6-10	.600	1-3	.333	2-2	1.000	1	4	5	5.2	2	0	3	0	1	1	15	13.4	
@ The Citadel	1-19-04	*	31	9-13	.692	6-8	.750	3-4	.750	0	2	2	5.0	3	0	1	1	0	1	27	14.3	
WOFFORD	1-24-04	*	31	11-17	.647	2-3	.667	4-5	.800	2	4	6	5.1	1	0	2	1	1	1	28	15.1	
CHATTANOOGA	1-26-04	*	28	2-8	.250	1-6	.167	3-4	.750	2	0	2	4.9	4	0	0	1	1	0	8	14.7	
APPALACHIAN STATE	1-31-04	*	32	4-8	.500	2-5	.400	2-2	1.000	0	7	7	5.0	3	0	3	5	0	0	12	14.5	
@ Elon	2-02-04	*	30	5-15	.333	1-5	.200	1-4	.250	3	5	8	5.2	3	0	0	0	0	0	12	14.4	
@ Georgia Southern	2-07-04	*	34	9-14	.643	3-4	.750	5-6	.833	0	4	4	5.1	2	0	1	5	0	3	26	15.0	
DAVIDSON	2-10-04	*	34	7-19	.368	4-10	.400	3-5	.600	3	5	8	5.2	3	0	0	1	0	0	21	15.2	
@ Wofford	2-14-04	*	37	8-12	.667	3-4	.750	6-8	.750	0	5	5	5.2	3	0	4	3	0	3	25	15.7	
@ Western Carolina	2-16-04	*	25	7-9	.778	3-6	.667	1-2	.500	0	5	5	5.2	3	0	2	4	0	1	19	15.8	
THE CITADEL	2-21-04	*	31	6-12	.500	2-5	.400	6-6	1.000	0	7	7	5.3	2	0	2	0	0	1	20	16.0	
COLL. OF CHARLESTON	2-25-04	*	36	3-13	.231	0-4	.000	0-0	.000	2	7	9	5.4	1	0	0	0	1	1	6	15.6	
Totals			26	794	144-302	.477	47-111	.423	70-91	.769	29	112	141	5.4	55	1	32	46	11	26	405	15.6

#05 MALEYE NDOYE'S SUPERLATIVES/CAREER STATISTICS


CATEGORY	SEASON	CAREER
Points:	32 vs. James Madison (11-22), vs. Minnesota (11-30)	32 vs. James Madison (11-22-03), vs. Minnesota (11-30-03)
Field Goals Made:	14 vs. Minnesota (11-30)	14 vs. Minnesota (11-30-03)
Field Goals Attempted:	21 vs. Minnesota (11-30)	21 vs. Minnesota (11-30-03)
3-Point Field Goals Made:	6 vs. The Citadel (1-19)	6 vs. The Citadel (1-19-04)
3-Point Field Goals Attempted:	10 vs. Davidson (2-10)	10 vs. Davidson (2-10-04)
Free Throws Made:	14 vs. James Madison (11-22)	14 vs. James Madison (11-22-03)
Free Throws Attempted:	18 vs. James Madison (11-22)	18 vs. James Madison (11-22-03)
Rebounds:	9 vs. Minnesota (11-30); vs. College of Charleston (2-25)	11 vs. Atlanta Christian (11-18-01), vs. St. Mary's (11-27-02)
Assists:	4 vs. Wofford (12-14)	5 vs. UNC Asheville (12-4-01), vs. So. Wesleyan (11-24)
Blocks:	2 vs. College of Charleston (1-10)	2 vs. seven opponents
Steals:	3 vs. Northern Iowa (12-6)	4 vs. St. Mary's (11-27-02)
Minutes:	38 vs. Minnesota (11-30)	38 vs. Minnesota (11-30)

YEAR	GP-GS	MP-AVG	FGM-FGA	PCT	3P-3PA	PCT	FTM-FTA	PCT	REB-AVG	PF-D	A	TO	BK	ST	PTS	AVG
2000-01	26-6	387-14.9	39-81	.481	0-4	.000	12-21	.571	72-2.8	71-2	12	28	10	12	90	3.5
2001-02	30-4	507-16.9	79-163	.485	0-7	.000	24-36	.667	120-4.0	72-2	32	43	16	12	182	6.1
2002-03	25-16	447-17.9	51-123	.415	5-11	.455	22-37	.595	68-2.7	58-0	21	41	10	20	129	5.2
2003-04	26-26	794-30.5	144-302	.477	47-111	.423	70-91	.769	141-5.4	55-1	32	46	11	26	405	15.6
Totals	107-52	2135-20.0	313-669	.467	52-133	.391	128-185	.692	401-3.7	256-5	97	158	47	70	806	7.5

10 Marijan Pojatina

Center, 6-11, 205, Senior

Zagreb, Croatia ▲ XI School



Pojatina Pointers: Pronounced "Mar-E-ahn, POE-yah-ta-nah"...Furman blocks leader (36)...ranks fourth on Furman career charts with 110 blocks...tallied 4 pts., 3 reb., and 2 blk. vs. Wofford (77-73 win)...had season high 11 pts., 7 rebs., and 4 blks. vs. Southern Wesleyan (77-53 win)...registered 8 pts., 4 rebs., 3 blks. vs. Lipscomb (92-56 win) in Jack In The Box Furman Classic championship game.

2003-04 SEASON SUMMARY

Opponent	Date	GS	----TOTAL----			-----3-PTS-----			----REBOUNDS----													
			Min	FG-FGA	.Pct	3PTFG-FGA	.Pct	FT-FTA	.Pct	Off	Def	Tot	Avg	PF	FO	A	TO	Blk	Stl	Pts.	Avg	
@ James Madison	11-22-03	*	16	0-4	.000	0-0	.000	1-2	.500	4	3	7	7.0	1	0	1	2	1	0	1	1.0	
SO. WESLEYAN	11-24-03	*	24	3-7	.429	0-1	.000	5-9	.556	1	6	7	7.0	3	0	2	4	4	1	11	6.0	
GREENSBORO COLLEGE	11-26-03	*	20	2-9	.222	0-0	.000	0-1	.000	1	3	4	6.0	3	0	0	2	3	0	4	5.3	
@ Minnesota	11-30-03	*	18	3-3	1.000	0-0	.000	0-1	.000	1	0	1	4.8	5	1	1	2	2	0	6	5.5	
@ UNC Greensboro	12-03-03	*	12	0-1	.000	0-0	.000	0-0	.000	0	3	3	4.4	0	0	0	0	1	0	0	4.4	
@ Northern Iowa	12-06-03	*	13	1-2	.500	0-0	.000	0-0	.000	0	2	2	4.0	4	0	3	0	1	0	2	4.0	
@ UNC Asheville	12-06-03	*	9	1-3	.333	0-0	.000	0-0	.000	0	1	1	3.6	4	0	0	1	1	1	2	3.7	
HIGH POINT	12-20-03	*	10	0-2	.000	0-0	.000	0-0	.000	0	2	2	3.4	4	0	0	2	0	0	0	3.3	
BETHUNE-COOKMAN	12-29-03	*	15	0-3	.000	0-0	.000	1-2	.500	0	2	2	3.2	0	0	1	0	2	0	1	3.0	
LIPSCOMB	12-30-03	*	15	3-4	.750	0-0	.000	2-3	.667	0	4	4	3.3	3	0	0	0	3	0	8	3.5	
EAST TENNESSEE STATE	1-05-04	*	20	2-5	.400	0-0	.000	1-4	.250	1	3	4	3.4	2	1	2	1	1	0	5	3.6	
@ College of Charleston	1-10-04	*	14	3-5	.600	0-0	.000	0-0	.000	1	1	2	3.3	2	0	1	1	0	0	6	3.8	
ERSKINE	1-13-04	*	15	3-3	1.000	0-0	.000	1-3	.333	3	3	6	3.5	3	0	0	2	1	0	7	4.1	
GA. SOUTHERN	1-17-04	*	7	1-2	.500	0-0	.000	0-0	.000	1	0	1	3.3	2	0	1	2	1	0	2	3.9	
@ The Citadel	1-19-04	*	7	0-1	.000	0-0	.000	0-0	.000	0	0	0	3.1	4	0	0	0	1	0	0	3.7	
WOFFORD	1-24-04	*	13	2-5	.400	0-0	.000	3-4	.750	1	2	3	3.1	2	0	3	0	0	0	7	3.9	
CHATTANOOGA	1-26-04	*	18	2-7	.286	0-0	.000	0-0	.000	4	2	6	3.2	2	0	2	3	4	0	4	3.9	
APPALACHIAN STATE	1-31-04	*	20	2-3	.667	0-0	.000	0-0	.000	3	2	5	3.3	1	0	0	2	3	0	4	3.9	
@ Elon	2-02-04	*	14	0-1	.000	0-0	.000	0-0	.000	0	0	0	3.2	3	0	1	0	0	0	0	3.7	
@ Georgia Southern	2-07-04	*	10	0-1	.000	0-0	.000	0-0	.000	0	1	1	3.1	4	0	1	1	0	0	1	3.6	
DAVIDSON	2-10-04	*	11	0-1	.000	0-0	.000	2-2	1.000	1	0	1	3.0	3	0	0	1	3	0	2	3.5	
@ Wofford	2-14-04	*	18	2-4	.500	0-0	.000	0-2	.000	0	3	3	3.0	5	1	1	1	2	1	4	3.4	
@ Western Carolina	2-16-04	*	8	0-1	.000	0-0	.000	0-0	.000	0	0	0	2.8	0	0	0	0	1	0	0	3.3	
THE CITADEL	2-21-04	*	9	1-3	.333	0-0	.000	0-0	.000	1	2	3	2.8	2	0	0	2	1	1	2	3.3	
COLL. OF CHARLESTON	2-25-04	*	11	1-3	.333	0-0	.000	0-0	.000	1	0	1	2.8	3	0	1	1	0	0	2	3.2	
Totals			25	347	32-83	.386	0-1	.000	17-35	.486	24	45	69	2.8	65	2	21	30	36	4	81	3.2

#10 MARIJAN POJATINA'S SUPERLATIVES/CAREER STATISTICS


CATEGORY	SEASON	CAREER
Points:	11 vs. So. Wesleyan (11-24)	11 vs. So. Wesleyan (11-24-03)
Field Goals Made:	3 vs. five opponents	4 vs. Davidson (2-3-01), vs. St. Mary's (11-27-02)
Field Goals Attempted:	9 vs. Greensboro (11-26)	9 vs. Greensboro (11-26-03)
3-Point Field Goals Made:	None	None
3-Point Field Goals Attempted:	1 vs. So. Wesleyan (11-24)	1 vs. So. Wesleyan (11-24-03)
Free Throws Made:	5 vs. So. Wesleyan (11-24)	5 vs. So. Wesleyan (11-24-03)
Free Throws Attempted:	9 vs. So. Wesleyan (11-24)	9 vs. So. Wesleyan (11-24-03)
Rebounds:	7 vs. James Madison (11-22), vs. So. Wesleyan (11-22)	8 vs. New Hampshire (12-28-02)
Assists:	3 vs. Northern Iowa (12-6), vs. Wofford (1-24)	3 vs. three opponents
Blocks:	4 vs. So. Wesleyan (11-24)	5 vs. Georgia Southern (2-19-01)
Steals:	1 vs. So. Wesleyan (11-24), vs. UNC Asheville (12-14)	2 vs. Emory (12-8-01)
Minutes:	24 vs. So. Wesleyan (11-24)	30 vs. Chattanooga (2-5-01)

YEAR	GP-GS	MP-AVG	FGM-FGA	PCT	3P-3PA	PCT	FTM-FTA	PCT	REB-AVG	PF-D	A	TO	BK	ST	PTS	AVG
2000-01	20-5	278-13.9	19-44	.432	0-0	.000	3-10	.300	42-2.1	45-3	3	15	21	5	41	2.1
2001-02	22-1	155-7.0	16-29	.552	0-0	.000	3-4	.750	28-1.3	22-0	10	16	14	5	35	1.6
2002-03	30-21	419-14.0	45-83	.542	0-0	.000	11-16	.688	84-2.8	64-1	19	36	39	8	101	3.4
2003-04	25-25	347-13.9	32-83	.386	0-1	.000	17-35	.486	69-2.8	65-2	21	30	36	4	81	3.2
Totals	97-32	1199-12.4	112-239	.469	0-1	.000	34-65	.523	223-2.3	196-6	53	97	110	22	258	2.7

13 Eric Webb

Guard, 6-2, 185, Freshman

Grand Rapids, Minnesota ▲ Grand Rapids High School



Webb Workings: Fourth leading scoring freshman in the SoCon (8.8 ppg)...hit key 3-pointer with 1:41 to go to pull Furman to within three points (55-52) in eventual 58-57 win over College of Charleston on Wednesday...also hit two late 3PFGs in victories over Wofford (77-73) and Ga. Southern (77-72)...has converted 36x85 3PGs (.423) over the last 19 games...scored season high 20 pts. (6x8 3PFGs) in 70-68 loss to Ohio State...registered season high nine assists vs. Lipscomb (92-56 win) in Jack In The Box Furman Classic championship game.

2003-04 SEASON SUMMARY

Opponent	Date	GS	Min	I---TOTAL---		I-----3-PTS-----I		FT-FTA	Pct	I---REBOUNDS---					PF	FO	A	TO	Blk	Stl	Pts	Avg
				FG-FGA	Pct	3PFG-FGA	Pct			Off	Def	Tot	Avg									
@ James Madison	11-22-03		23	2-9	.222	2-7	.286	0-0	.000	1	1	2	2.0	1	0	0	5	0	0	6	6.0	
SO. WESLEYAN	11-24-03		26	5-9	.556	4-8	.500	3-4	.750	1	2	3	2.5	0	0	3	2	0	1	17	11.5	
GREENSBORO COLLEGE	11-26-03		24	4-6	.667	2-4	.500	2-2	1.000	1	3	4	3.0	1	0	3	3	0	2	12	11.7	
@ Minnesota	11-30-03		34	1-8	.125	1-7	.143	4-4	1.000	0	3	3	3.0	1	0	4	3	0	1	7	10.5	
@ UNC Greensboro	12-03-03		29	4-10	.400	2-7	.286	0-0	.000	2	1	3	3.0	2	0	3	4	0	2	10	10.4	
@ Northern Iowa	12-06-03		31	3-8	.375	1-5	.200	4-6	.667	0	6	6	3.5	2	0	5	2	0	1	11	10.5	
@ UNC Asheville	12-14-03		21	4-11	.364	3-10	.300	0-0	.000	1	1	2	3.3	1	0	1	3	0	1	11	10.6	
@ Ohio State	12-17-03		30	7-9	.778	6-8	.750	0-1	.000	1	3	4	3.4	1	0	2	1	0	0	20	11.8	
HIGH POINT	12-20-03		25	3-4	.750	3-4	.750	5-6	.833	0	4	4	3.4	2	0	3	4	0	0	14	12.0	
BETHUNE-COOKMAN	12-29-03		27	0-6	.000	0-4	.000	2-2	1.000	2	1	3	3.4	0	0	2	1	0	0	2	11.0	
LIPSCOMB	12-30-03		21	2-3	.667	1-2	.500	0-0	.000	0	2	2	3.3	2	0	9	4	0	2	5	10.5	
EAST TENNESSEE STATE	1-05-04		19	2-5	.400	1-3	.333	2-2	1.000	0	0	0	3.0	1	0	2	3	0	1	7	10.2	
@ College of Charleston	1-10-04		20	1-3	.333	0-2	.000	2-2	1.000	0	1	1	2.8	2	0	6	3	0	1	4	9.7	
ERSKINE	1-13-04		24	4-9	.444	3-5	.600	0-0	.000	1	0	1	2.7	1	0	3	0	0	3	11	9.8	
GA. SOUTHERN	1-17-04		23	3-6	.500	2-4	.500	0-0	.000	0	1	1	2.6	1	0	1	5	0	0	8	9.7	
@ The Citadel	1-19-04		25	2-8	.250	1-4	.250	5-6	.833	1	2	3	2.6	2	0	1	4	0	2	10	9.7	
WOFFORD	1-24-04		27	3-7	.429	1-3	.333	2-4	.500	0	1	1	2.5	1	0	4	4	0	2	9	9.6	
CHATTANOOGA	1-26-04		26	4-11	.364	3-9	.333	0-0	.000	1	3	4	2.6	2	0	3	5	0	0	11	9.7	
APPALACHIAN STATE	1-31-04		12	2-3	.667	2-3	.667	0-0	.000	1	0	1	2.5	4	0	3	3	0	1	6	9.5	
@ EIoN	2-02-04		26	3-7	.429	3-5	.600	0-0	.000	1	1	2	2.5	2	0	2	0	0	1	9	9.5	
@ Georgia Southern	2-07-04		22	2-3	.667	2-3	.667	2-2	1.000	1	3	4	2.6	1	0	2	2	0	2	8	9.4	
DAVDISON	2-10-04		27	5-9	.556	3-7	.429	0-0	.000	0	3	3	2.6	1	0	3	3	0	1	13	9.6	
@ Wofford	2-14-04		27	2-6	.333	2-4	.500	0-0	.000	0	4	4	2.7	0	0	2	3	0	0	6	9.4	
@ Western Carolina	2-16-04		20	1-6	.167	1-6	.167	0-0	.000	0	1	1	2.6	1	0	2	3	0	0	3	9.2	
THE CITADEL	2-21-04		25	1-7	.143	1-6	.167	0-0	.000	0	0	0	2.5	2	0	4	1	0	1	3	8.9	
COLL. OF CHARLESTON	2-25-05		18	2-5	.400	1-3	.333	0-0	.000	1	1	2	2.5	1	0	2	3	0	0	5	8.8	
Totals		0	632	72-178	.404	51-133	.383	33-41	.805	16	48	64	2.5	35	0	75	74	0	25	228	8.8	


#13 ERIC WEBB'S SUPERLATIVES/CAREER STATISTICS

CATEGORY	SEASON
Points:	20 vs. Ohio State (12-17)
Field Goals Made:	7 vs. Ohio State (12-17)
Field Goals Attempted:	11 vs. UNC Asheville (12-14), vs. Chattanooga (1-26)
3-Point Field Goals Made:	6 vs. Ohio State (12-17)
3-Point Field Goals Attempted:	10 vs. UNC Asheville (12-14)
Free Throws Made:	5 vs. High Point (12-20)
Free Throws Attempted:	6 vs. Northern Iowa (12-6), vs. High Point (12-20)
Rebounds:	6 vs. Northern Iowa (12-6)
Assists:	9 vs. Lipscomb (12-30)
Blocks:	None
Steals:	3 vs. Erskine (1-13)
Minutes:	34 vs. Minnesota (11-30)

YEAR	GP-GS	MP-AVG	FGM-FGA	PCT	3P-3PA	PCT	FTM-FTA	PCT	REB-AVG	PF-D	A	TO	BK	ST	PTS	AVG
2003-04	26-0	632-24.3	72-178	.404	51-133	.383	33-41	.805	64-2.5	35-0	75	74	0	25	228	8.8

15 Daniel Sperry

Forward, 6-6, 200, Sophomore
 St. Simmons Island, Georgia ▲ Glynn Academy



Sperry Spin: Walk-on who has seen limited action in four games.

2003-04 SEASON SUMMARY

Opponent	Date	GS	Min	I---TOTAL---		I-----3-PTS-----I			I---REBOUNDS---													
				FG-FGA	Pct	3PFG-FGA	Pct	FT-FTA	Pct	Off	Def	Tot	Avg	PF	FO	A	TO	Blk	Stl	Pts	Avg	
GREENSBORO COLLEGE	11-26-03		3	0-2	.000	0-0	.000	0-0	.000	1	0	1	1.5	0	0	0	0	0	0	0	0	0.0
LIPSCOMB	12-30-03		2	0-0	.000	0-0	.000	0-0	.000	0	0	0	1.0	0	0	0	0	0	0	0	0	0.0
ERSKINE	1-13-04		3	0-0	.000	0-0	.000	0-2	.000	0	0	0	0.3	2	0	0	1	0	0	0	0	0.0
WOFFORD	1-24-04		2	0-0	.000	0-0	.000	0-0	.000	0	0	0	0.3	1	0	0	0	0	1	0	0	0.0
Totals		0	10	0-2	.000	0-0	.000	0-2	.000	1	0	1	0.3	2	0	0	1	0	1	0	0	0.0


#15 DANIEL SPERRY'S SUPERLATIVES/CAREER STATISTICS

CATEGORY	SEASON	CAREER
Points:	None	4 vs. St. Mary's (11-27-02)
Field Goals Made:	None	2 vs. St. Mary's (11-27-02)
Field Goals Attempted:	2 vs. Greensboro (11-26)	2 vs. St. Mary's (11-27-02), vs. Greensboro (11-26-03)
3-Point Field Goals Made:	None	None
3-Point Field Goals Attempted:	None	None
Free Throws Made:	None	None
Free Throws Attempted:	2 vs. Erskine (1-13)	2 vs. Erskine (1-13)
Rebounds:	1 vs. Greensboro (11-26)	1 vs. St. Mary's (11-27-02), vs. Greensboro (11-26-03)
Assists:	None	None
Blocks:	None	None
Steals:	1 vs. Wofford (1-24)	1 vs. St. Mary's (11-27-02)
Minutes:	3 vs. Greensboro (11-26), vs. Erskine (1-13)	3 vs. Greensboro (11-26-03)

YEAR	GP-GS	MP-AVG	FGM-FGA	PCT	3P-3PA	PCT	FTM-FTA	PCT	REB-AVG	PF-D	A	TO	BK	ST	PTS	AVG
2002-03	3-0	3-1.0	2-2	1.000	0-0	.000	0-0	.000	1-0.3	0-0	0	1	0	1	4	1.3
2003-04	4-0	10-2.5	0-2	.000	0-0	.000	0-2	.000	1-0.3	3-0	0	1	0	1	0	0.0
Totals	7-0	13-1.9	2-4	.500	0-0	.000	0-2	.000	2-0.3	3-0	0	2	0	2	4	0.7

21 Ben Earle

Guard/Forward, 6-5, 190, R-Sophomore
Standish, Maine ▲ Windham Christian Academy



Earle Earnings: Transfer from NCAA Division III Gordon (Mass.) College who sat out 2002-03 campaign...missed five games (1/10-1/24) with injured knee, which required arthroscopic surgery...returned to action with season high 10 pts. vs. Chattanooga on Jan. 26...scored 9 pts. (3x5 3PFs) vs. Ohio State and had 9 pts. (3x3 3PFs) vs. Lipscomb (92-56 win) in Jack In The Box Furman Classic championship game.

2003-04 SEASON SUMMARY

Opponent	Date	GS	Min	I---TOTAL---		I-----3-PTS-----I		FT-FTA	Pct	I---REBOUNDS---					Pts	Avg					
				FG-FGA	Pct	3PFG-FGA	Pct			Off	Def	Tot	Avg	PF			FO	A	TO	Blk	Stl
@ James Madison	11-22-03		19	2-4	.500	1-2	.500	0-0	.000	1	0	1	1.0	2	0	0	0	0	0	5	5.0
SO. WESLEYAN	11-24-03		10	1-3	.333	1-3	.333	0-0	.000	0	0	0	0.5	2	0	0	2	0	0	3	4.0
GREENSBORO COLLEGE	11-26-03		15	2-3	.667	0-1	.000	2-2	1.000	0	1	1	0.7	0	0	1	1	0	1	6	4.7
@ Minnesota	11-30-03		9	0-0	.000	0-0	.000	0-0	.000	0	1	1	0.8	0	0	0	1	0	0	0	3.5
@ UNC Greensboro	12-03-03		16	2-6	.333	0-3	.000	1-2	.500	1	1	2	1.0	0	0	0	0	0	0	5	3.8
@ Northern Iowa	12-06-03		20	2-5	.400	0-1	.000	0-2	.000	0	1	1	1.0	2	0	1	0	0	0	4	3.8
@ UNC Asheville	12-14-03		14	0-2	.000	0-2	.000	1-4	.250	0	1	1	1.0	0	0	1	1	1	1	1	3.4
@ Ohio State	12-17-03		15	3-5	.600	3-5	.600	0-0	.000	1	0	1	1.0	1	0	1	1	0	1	9	4.1
HIGH POINT	12-20-03		18	1-5	.200	1-3	.333	0-0	.000	0	2	2	1.1	2	0	1	1	0	3	3	4.0
BETHUNE-COOKMAN	12-29-03		4	0-1	.000	0-1	.000	0-0	.000	0	1	1	1.1	0	0	0	0	0	0	0	3.6
LIPSCOMB	12-30-03		11	3-3	1.000	3-3	1.000	0-0	.000	0	1	1	1.1	2	0	0	2	0	0	9	4.1
EAST TENNESSEE STATE	1-05-04		4	0-1	.000	0-1	.000	0-0	.000	0	0	0	1.0	0	0	0	0	0	0	0	3.8
CHATTANOOGA	1-26-04		10	4-8	.500	2-5	.400	0-0	.000	1	2	3	1.2	2	0	0	2	0	0	10	4.2
APPALACHIAN STATE	1-31-04		14	3-5	.600	1-3	.333	0-0	.000	1	2	3	1.3	1	0	0	2	0	1	7	4.4
@ Elon	2-02-04		10	0-3	.000	0-2	.000	1-2	.500	0	0	0	1.2	2	0	1	0	0	0	1	4.2
@ Georgia Southern	2-07-04		3	0-0	.000	0-0	.000	0-0	.000	0	0	0	1.1	1	0	0	1	0	0	0	3.9
DAVDISON	2-10-04		7	1-4	.250	1-2	.500	0-0	.000	0	1	1	1.1	1	0	0	1	0	0	3	3.9
@ Wofford	2-14-04		8	0-0	.000	0-0	.000	0-0	.000	0	1	1	1.1	1	0	0	1	0	0	0	3.7
@ Western Carolina	2-16-04		12	0-2	.000	0-2	.000	0-0	.000	0	0	0	1.1	0	0	0	2	0	0	0	3.5
THE CITADEL	2-21-04		4	0-1	.000	0-1	.000	0-0	.000	0	0	0	1.0	0	0	0	0	0	0	0	3.3
COLL. OF CHARLESTON	2-25-04		2	0-0	.000	0-0	.000	0-0	.000	0	0	0	1.0	0	0	0	0	0	0	0	3.1
Totals		0	225	24-61	.393	13-40	.325	5-12	.417	5	15	20	1.0	20	0	6	18	1	7	66	3.1

#21 BEN EARLE'S SUPERLATIVES/CAREER STATISTICS


CATEGORY	SEASON
Points:	10 vs. vs. Chattanooga (1-26)
Field Goals Made:	4 vs. Chattanooga (1-26)
Field Goals Attempted:	8 vs. Chattanooga (1-26)
3-Point Field Goals Made:	3 vs. Ohio State (12-17), vs. Lipscomb (12-30)
3-Point Field Goals Attempted:	5 vs. three opponents
Free Throws Made:	2 vs. Greensboro (11-26)
Free Throws Attempted:	4 vs. UNC Asheville (12-14)
Rebounds:	3 vs. Chattanooga (1-26)
Assists:	1 vs. four opponents
Blocks:	1 vs. UNC Asheville (12-14)
Steals:	3 vs. High Point (12-20)
Minutes:	20 vs. Northern Iowa (12-6)

YEAR	GP-GS	MP-AVG	FGM-FGA	PCT	3P-3PA	PCT	FTM-FTA	PCT	REB-AVG	PF-D	A	TO	BK	ST	PTS	AVG
2003-04	21-0	225-10.7	24-61	.393	13-40	.325	5-12	.417	20-1.0	20-0	6	18	1	7	66	3.1

22 Gerad Punch

Guard/Forward, 6-4, 200, Freshman

Phoenix, Arizona ▲ Brophy Preparatory School



Punch Points: Has seen action in 17 games as a reserve...saw playing time increase after injury sidelined forward Quan Prowell for four games (1/24-2/02)...registered 6 pts. 2 rebs., 2 stl. in season high 15 minutes vs. Wofford (91-55 win)...came back with 5 pts. and 3 rebs. vs. Chattanooga...also had 5 pts. vs. Erskine (89-51 win).

2003-04 SEASON SUMMARY

Opponent	Date	GS	Min	I---TOTAL---		I-----3-PTS-----I		I---REBOUNDS---										Pts	Avg			
				FG-FGA	Pct	3PFG-FGA	Pct	FT-FTA	Pct	Off	Def	Tot	Avg	PF	FO	A	TO			Blk	Stl	
@ James Madison	11-22-03		3	0-0	.000	0-0	.000	0-0	.000	0	2	2	2.0	0	0	0	0	0	0	0	0	0.0
SO. WESLEYAN	11-24-03		13	1-4	.250	0-2	.000	0-0	.000	1	3	4	3.0	0	0	2	1	0	1	2	1.0	
GREENSBORO COLLEGE	11-26-03		11	0-3	.000	0-2	.000	0-0	.000	0	3	3	3.0	1	0	2	0	0	1	0	0.7	
@ Minnesota	11-30-03		2	0-0	.000	0-0	.000	0-0	.000	0	0	0	2.3	1	0	0	0	0	1	0	0.5	
@ UNC Greensboro	12-03-03		2	0-0	.000	0-0	.000	0-0	.000	0	0	0	0.0	0	0	0	1	0	0	0	0.4	
@ Northern Iowa	12-06-03		2	0-0	.000	0-0	.000	2-2	1.000	1	2	3	2.0	2	0	0	0	0	0	2	0.7	
@ UNC Asheville	12-14-03		2	0-0	.000	0-0	.000	0-0	.000	0	0	0	1.7	0	0	0	1	0	0	0	0.6	
BETHUNE-COOKMAN	12-29-03		1	0-0	.000	0-0	.000	0-0	.000	0	0	0	1.5	0	0	0	0	0	0	0	0.5	
LIPSCOMB	12-30-03		6	0-1	.000	0-0	.000	0-0	.000	0	3	3	1.7	0	0	0	0	0	1	0	0.4	
ERSKINE	1-13-04		9	1-2	.500	1-2	.500	2-3	.667	1	0	1	1.6	0	0	1	0	0	0	5	0.9	
@ The Citadel	1-19-04		1	0-0	.000	0-0	.000	0-0	.000	0	0	0	1.5	0	0	0	0	0	0	0	0.8	
WOFFORD	1-24-04		16	2-4	.500	1-2	.500	0-1	.000	1	1	2	1.5	3	0	1	1	0	3	5	1.2	
CHATTANOOGA	1-26-04		12	1-2	.500	0-1	.000	3-4	.750	2	1	3	1.6	0	0	1	1	0	0	5	1.5	
APPALACHIAN STATE	1-31-04		9	1-2	.500	0-1	.000	0-0	.000	0	2	2	1.6	1	0	0	0	0	0	2	1.5	
@ Elon	2-2-04		4	0-0	.000	0-0	.000	0-1	.000	0	0	0	1.5	0	0	1	0	0	0	0	1.4	
DAVIDSON	2-10-04		+0	1-1	1.000	0-0	.000	0-0	.000	1	0	1	1.5	0	0	0	0	0	0	2	1.4	
THE CITADEL	2-21-04		6	1-1	1.000	0-0	.000	0-0	.000	0	1	1	1.5	0	0	0	0	0	0	2	1.5	
Totals		0	99	8-20	.400	2-11	.182	7-11	.636	7	18	25	1.5	8	0	8	5	0	7	25	1.5	

#22 GERAD PUNCH SUPERLATIVES/CAREER STATISTICS


CATEGORY	SEASON
Points:	5 vs. Erskine (1-13), vs. Wofford (1-24)
Field Goals Made:	2 vs. Wofford (1-24)
Field Goals Attempted:	4 vs. So. Wesleyan (11-24), vs. Wofford (1-24)
3-Point Field Goals Made:	1 vs. Erskine (1-13), vs. Wofford (1-24)
3-Point Field Goals Attempted: ..	2 vs. four opponents
Free Throws Made:	3 vs. Chattanooga (1-26)
Free Throws Attempted:	4 vs. Chattanooga (1-26)
Rebounds:	4 vs. So. Wesleyan (11-24)
Assists:	2 vs. So. Wesleyan (11-24), vs. Greensboro (11-26)
Blocks:	None
Steals:	3 vs. Wofford (1-24)
Minutes:	16 vs. Wofford (1-24)

YEAR	GP-GS	MP-AVG	FGM-FGA	PCT	3P-3PA	PCT	FTM-FTA	PCT	REB-AVG	PF-D	A	TO	BK	ST	PTS	AVG
2003-04	17-0	88-5.8	8-20	.400	2-11	.182	7-11	.636	25-1.5	8-0	8	5	0	7	25	1.5

24 Ryan Carson

Guard, 6-3, 180, Junior

Charlotte, North Carolina ▲ Providence Day School



Carson Casts: Has seen limited action in eight games...registered season high 5 pts., 2 rebs., 3 ast., and 2 stl. in season high 14 minutes vs. Erskine (89-51 win)...scored 4 pts. vs. Wofford (91-55 win) and Lipscomb (92-56 win) in Jack In the Box Furman Classic championship game...began his collegiate career at East Tennessee State before transferring to Furman following 2000-01 season.

2003-04 SEASON SUMMARY

Opponent	Date	GS	Min	I---TOTAL---		I-----3-PTS-----I		FT-FTA		Pct		I---REBOUNDS---										Pts	Avg	
				FG-FGA	Pct	3PFG-FGA	Pct	Off	Def	Tot	Avg	PF	FO	A	TO	Blk	Stl							
SO. WESLEYAN	11-24-03		0	0-1	.000	0-1	.000	0-0	.000	0	0	0	0.0	0	0	0	0	0	0	0	0	0	0	0.0
GREENSBORO COLLEGE	11-26-03		4	1-2	.500	1-2	.500	0-0	.000	0	1	1	0.5	1	0	0	0	0	0	1	3	1.5		
LIPSCOMB	12-30-03		4	1-1	1.000	0-0	.000	2-2	1.000	0	0	0	0.3	0	0	0	0	0	0	0	4	2.3		
@ College of Charleston	1-10-04		1	0-0	.000	0-0	.000	0-0	.000	0	0	0	0.3	1	0	0	0	0	0	0	0	1.8		
ERSKINE	1-13-04		14	2-4	.500	1-3	.333	0-0	.000	0	2	2	0.6	1	0	3	1	0	2	5	2.4			
GA. SOUTHERN	1-17-04		+0	0-0	.000	0-0	.000	0-0	.000	0	0	0	0.5	0	0	0	0	0	0	0	0	2.0		
@ The Citadel	1-19-04		4	0-2	.000	0-2	.000	0-0	.000	0	0	0	0.4	0	0	0	0	0	0	0	1.7			
WOFFORD	1-24-04		7	1-3	.333	0-2	.000	2-2	1.000	0	0	0	0.4	0	0	1	2	0	0	4	2.0			
THE CITADEL	2-21-04		+0	0-0	.000	0-0	.000	0-0	.000	0	0	0	0.3	0	0	0	0	0	0	0	1.8			
COLL. OF CHARLESTON	2-25-04	*	4	0-0	.000	0-0	.000	0-0	.000	0	0	0	0.3	0	0	0	0	0	0	0	1.6			
Totals		1	38	5-13	.385	2-10	.200	4-4	1.000	0	3	3	0.3	3	0	4	3	0	3	16	1.6			

#24 RYAN CARSON'S SUPERLATIVES/CAREER STATISTICS


CATEGORY	SEASON	CAREER
Points:	5 vs. Erskine (1-13)	5 vs. Erskine (1-13-04)
Field Goals Made:	2 vs. Erskine (1-13)	2 vs. Erskine (1-13-04)
Field Goals Attempted:	4 vs. Erskine (1-13)	4 vs. Erskine (1-13-04)
3-Point Field Goals Made:	1 vs. Greensboro (11-26), vs. Erskine (1-13)	1 vs. six opponents
3-Point Field Goals Attempted:	3 vs. Erskine (1-13)	3 vs. Erskine (1-13-04)
Free Throws Made:	2 vs. Lipscomb (12-30), vs. Wofford (1-24)	2 vs. Lipscomb (12-30-03), vs. Wofford (1-24-04)
Free Throws Attempted:	2 vs. Lipscomb (12-30), vs. Wofford (1-24)	2 vs. Lipscomb (12-30-03), vs. Wofford (1-24-04)
Rebounds:	2 vs. Erskine (1-13)	2 vs. Methodist (12-13-02), vs. Erskine (1-13-04)
Assists:	3 vs. Erskine (1-13)	3 vs. Erskine (1-13-04)
Blocks:	None	1 vs. Sewanee (12-19-02)
Steals:	2 vs. Erskine (1-13)	2 vs. Erskine (1-13-04)
Minutes:	14 vs. Erskine (1-13)	14 vs. Erskine (1-13-04)

YEAR	GP-GS	MP-AVG	FGM-FGA	PCT	3P-3PA	PCT	FTM-FTA	PCT	REB-AVG	PF-D	A	TO	BK	ST	PTS	AVG
2002-03	11-0	28-2.5	4-8	.500	4-7	.571	0-1	.000	2-0.2	2-0	2	3	1	0	12	1.1
2003-04	10-1	38-3.8	5-13	.385	2-10	.200	4-4	1.000	3-0.3	3-0	4	3	0	3	16	1.6
Totals	21-1	66-3.1	9-21	.429	6-17	.353	4-5	.800	5-0.3	5-0	6	6	1	3	28	1.3

32 Quan Prowell

Forward, 6-8, 210, Freshman

Columbus, Georgia ▲ Jordan High School



Prowell Props: Second leading scoring freshmen in SoCon (10.1 ppg), trailing only teammate Robbie Bostain (10.2 ppg)...missed four games with a knee injury (1/24-2/02), which required arthroscopic surgery (Jan. 27)...had 12 pts., 6 rebs. and 2 blks. vs. Western Carolina (72-63 win)...registered 14 pts. (2 dunks), 2 rebs., 2 stl. vs. Wofford (77-73 win)...scored season high 22 pts. and claimed 7 rebs. vs. UNC Greensboro...named Jack In The Box Furman Classic MVP after scoring 18 pts. vs. Lipscomb (92-56 win) in championship...tallied 15 pts., 3 rebs. vs. Minnesota.

2003-04 SEASON SUMMARY

Opponent	Date	GS	I---TOTAL---			I-----3-PTS-----I			I----REBOUNDS----													
			Min	FG-FGA	Pct	3PFG-FGA	Pct	FT-FTA	Pct	Off	Def	Tot	Avg	PF	FO	A	TO	Blk	Stl	Pts	Avg	
@ James Madison	11-22-03		12	2-4	.500	0-0	.000	0-0	.000	0	2	2	2.0	4	0	0	0	0	1	3	4	4.0
SO. WESLEYAN	11-24-03		27	5-8	.625	0-0	.000	1-1	1.000	3	3	6	4.0	4	0	1	3	0	1	11	7.5	
GREENSBORO COLLEGE	11-26-03		22	6-11	.545	2-2	1.000	202	1.000	2	1	3	3.7	3	0	1	1	2	3	16	10.3	
@ Minnesota	11-30-03		31	6-11	.545	0-1	.000	3-4	.750	2	1	3	3.4	4	1	1	1	1	0	15	11.5	
@ UNC Greensboro	12-03-03		26	9-10	.900	1-1	1.000	3-5	.600	2	5	7	4.2	2	0	0	1	2	1	22	13.6	
@ Northern Iowa	12-06-03		28	6-13	.462	1-2	.500	0-0	.000	1	4	5	4.3	3	0	1	2	0	0	13	13.5	
@ UNC Asheville	12-14-03		24	3-5	.600	1-2	.500	2-3	.667	2	6	8	4.9	2	0	2	0	1	0	9	12.9	
@ Ohio State	12-17-03	*	11	1-2	.000	0-0	.000	0-0	.000	0	3	3	4.6	4	0	0	0	1	0	2	11.5	
HIGH POINT	12-20-03		23	2-4	.500	0-1	.000	3-3	1.000	0	1	1	4.2	4	0	0	3	1	1	7	11.0	
BETHUNE-COOKMAN	12-29-03		21	4-6	.667	0-0	.000	6-6	1.000	3	5	8	4.6	3	0	1	5	1	1	14	11.3	
LIPSCOMB	12-30-03		19	7-10	.700	4-6	.667	0-0	.000	1	2	3	4.5	2	0	1	4	1	1	18	11.9	
EAST TENNESSEE STATE	1-05-04		21	4-7	.571	0-2	.000	0-0	.000	2	2	4	4.4	3	0	0	3	0	1	8	11.6	
@ College of Charleston	1-10-04		25	2-9	.222	0-2	.000	4-4	1.000	2	4	6	4.5	5	1	0	0	0	1	8	11.3	
ERSKINE	1-13-04		21	6-7	.857	1-2	.500	3-5	.600	1	8	9	4.9	3	0	0	1	5	1	16	11.6	
GA. SOUTHERN	1-17-04		30	4-9	.444	0-2	.000	1-2	.5000	1	4	5	4.9	2	0	2	2	1	0	9	11.5	
@ The Citadel	1-19-04		20	0-3	.000	0-2	.000	0-3	.000	1	3	4	4.8	2	0	0	2	0	1	0	10.8	
@ Georgia Southern	2-07-04		24	2-6	.333	1-3	.333	2-4	.500	1	4	5	4.8	2	0	0	0	1	0	7	10.5	
DAVIDSON	2-10-04		14	3-6	.500	2-3	.667	1-1	1.000	0	2	2	4.7	5	1	4	1	1	1	9	10.4	
@ Wofford	2-14-04		23	6-10	.600	0-2	.000	2-2	1.000	0	2	2	4.5	3	0	0	2	0	2	14	10.6	
@ Western Carolina	2-16-04		28	5-12	.417	0-3	.000	2-3	.667	0	6	6	4.6	2	0	0	1	2	1	12	10.7	
THE CITADEL	2-21-04		14	3-3	1.000	0-0	.000	0-0	.000	0	1	1	4.4	4	0	0	1	3	0	6	10.5	
COLL. OF CHARLESTON	2-25-04		19	1-5	.200	0-1	.000	0-0	.000	1	1	2	4.3	1	0	0	3	1	0	2	10.1	
Totals		1	483	87-161	.540	13-37	.351	35-48	.729	25	70	95	4.3	68	3	14	36	25	19	222	10.1	

#32 QUAN PROWELL'S SUPERLATIVES/CAREER STATISTICS

CATEGORY	SEASON
Points:	22 vs. UNC Greensboro (12-03)
Field Goals Made:	9 vs. UNC Greensboro (12-03)
Field Goals Attempted:	11 vs. Greensboro (11-26), vs. Minnesota (11-30)
3-Point Field Goals Made:	4 vs. Lipscomb (12-30)
3-Point Field Goals Attempted: ..	6 vs. Lipscomb (12-30)
Free Throws Made:	6 vs. Bethune-Cookman (12-29)
Free Throws Attempted:	6 vs. Bethune-Cookman (12-29)
Rebounds:	9 vs. Erskine (1-13)
Assists:	4 vs. Davidson (2-10)
Blocks:	5 vs. Erskine (1-13)
Steals:	3 vs. Greensboro (11-26)
Minutes:	31 vs. Minnesota (11-30)

YEAR	GP-GS	MP-AVG	FGM-FGA	PCT	3P-3PA	PCT	FTM-FTA	PCT	REB-AVG	PF-D	A	TO	BK	ST	PTS	AVG
2003-04	22-1	483-21.9	87-161	.540	13-37	.351	35-48	.729	95-4.3	68-3	14	36	25	19	222	10.1

41 Nick Sanders

Forward, 6-7, 215, Junior

Leavenworth, Kansas ▲ Leavenworth High School



Sanders Slices: Furman's leading rebounder (6.2 rpg)...ranks third on squad in assists (64)...garnered a career best six assists vs. Georgia Southern (77-72 win) and has 32 assists over last 11 games...recorded identical double-doubles (10 pts., 11 rebs.) vs. Northern Iowa (64-55 win) and East Tennessee State (69-68 win)...notched 8 pts., 11 rebs., and 4 ast. vs. The Citadel (76-61 win)...had 7 pts., 8 rebs. vs. College of Charleston (58-57 win) on Wednesday.

2003-04 SEASON SUMMARY

Opponent	Date	GS	Min	I---TOTAL---		I-----3-PTS-----I		FT-FTA	Pct	I---REBOUNDS---						Pts	Avg					
				FG-FGA	Pct	3PFG-FGA	Pct			Off	Def	Tot	Avg	PF	FO			A	TO	Blk	Stl	
@ James Madison	11-22-03	*	29	0-3	.000	0-1	.000	1-2	.500	2	4	6	6.0	3	0	0	1	0	0	1	1.0	
SO. WESLEYAN	11-24-03	*	25	2-3	.667	0-1	.000	2-2	1.000	2	6	9	7.5	4	0	2	1	0	1	6	3.5	
GREENSBORO COLLEGE	11-26-03	*	22	2-4	.500	0-0	.000	2-2	1.000	3	1	4	6.3	2	0	4	2	0	3	6	4.3	
@ Minnesota	11-30-03	*	34	5-8	.625	1-2	.500	0-0	.000	1	4	5	6.0	5	1	2	2	0	2	11	6.0	
@ UNC Greensboro	12-03-03	*	27	2-6	.333	1-2	.500	0-0	.000	1	2	3	5.4	5	1	3	2	0	1	5	5.8	
@ Northern Iowa	12-06-03	*	35	5-9	.556	0-1	.000	0-2	.000	4	7	11	6.3	2	0	3	1	1	3	10	6.5	
@ UNC Asheville	12-14-03	*	34	3-8	.375	0-0	.000	0-0	.000	1	4	5	6.1	2	0	0	0	0	2	6	6.4	
@ Ohio State	12-17-03	*	32	1-6	.167	0-1	.000	0-0	.000	1	4	5	6.0	3	0	3	2	0	1	2	5.9	
HIGH POINT	12-20-03	*	26	3-3	1.000	1-1	1.000	1-2	.500	3	1	4	5.8	4	0	2	2	0	0	8	6.1	
BETHUNE-COOKMAN	12-29-03	*	32	3-3	1.000	0-0	.000	4-6	.667	1	3	4	5.6	1	0	1	1	0	0	10	6.5	
LIPSCOMB	12-30-03	*	19	2-3	.667	1-1	1.000	0-0	.000	1	3	4	5.5	3	0	3	1	0	2	5	6.4	
EAST TENNESSEE STATE	1-05-04	*	27	2-3	.667	0-1	.000	6-6	1.000	3	8	11	5.9	3	0	4	2	1	0	10	6.7	
@ College of Charleston	1-10-04	*	35	4-6	.667	0-0	.000	3-3	1.000	3	6	9	6.2	2	0	1	1	0	2	11	7.0	
ERSKINE	1-13-04	*	21	1-3	.333	1-2	.500	4-6	.667	1	3	4	6.0	3	0	1	2	0	1	7	7.0	
GA. SOUTHERN	1-17-04	*	32	0-4	.000	0-1	.000	0-0	.000	0	2	2	5.7	0	0	2	2	0	1	0	6.5	
@ The Citadel	1-19-04	*	27	2-4	.500	0-2	.000	4-6	.667	4	7	11	6.1	2	0	4	0	2	1	8	6.6	
WOFFORD	1-24-04	*	22	5-7	.714	1-2	.500	0-0	.000	1	4	5	6.0	2	0	3	0	0	1	11	6.9	
CHATTANOOGA	1-26-04	*	34	2-6	.333	0-1	.000	2-3	.667	3	6	9	6.2	2	0	4	1	0	1	6	6.8	
APPALACHIAN STATE	1-31-04	*	27	3-6	.500	2-3	.667	1-3	.333	2	4	6	6.2	3	0	2	1	0	0	9	6.9	
@ Elon	2-02-04	*	20	3-3	1.000	0-0	.000	2-2	1.000	1	1	2	6.0	1	0	1	3	0	0	8	7.0	
@ Georgia Southern	2-07-04	*	28	2-6	.333	0-2	.000	1-2	.500	0	6	6	6.0	3	0	6	0	1	0	5	6.9	
DAVIDSON	2-10-04	*	22	1-2	.500	0-1	.000	0-0	.000	3	4	7	6.0	1	0	3	4	2	1	2	6.7	
@ Wofford	2-14-04	*	23	1-2	.500	0-0	.000	2-3	.667	1	6	7	6.0	4	0	1	2	0	1	4	6.6	
@ Western Carolina	2-16-04	*	29	0-3	.000	0-1	.000	0-0	.000	2	6	8	6.1	2	0	3	0	0	1	0	6.3	
THE CITADEL	2-21-04	*	30	2-7	.286	0-2	.000	2-4	.500	3	3	6	6.1	4	0	4	0	0	0	6	6.3	
COLL. OF CHARLESTON	2-25-04	*	30	3-7	.429	1-1	1.000	0-0	.000	3	5	8	6.2	1	0	2	0	0	1	7	6.3	
Totals			26	734	59-125	.472	9-29	.310	37-54	.685	51	110	161	6.2	67	2	64	33	7	26	164	6.3

#41 NICK SANDERS' SUPERLATIVES/CAREER STATISTICS

CATEGORY	SEASON	CAREER
Points:	11 vs. three opponents	11 vs. three opponents
Field Goals Made:	5 vs. three opponents	5 vs. four opponents
Field Goals Attempted:	9 vs. Northern Iowa (12-6)	9 vs. Northern Iowa (12-6-03)
3-Point Field Goals Made:	2 vs. Appalachian State (1-31)	2 vs. Appalachian State (1-31-04)
3-Point Field Goals Attempted:	3 vs. Appalachian State (1-31)	3 vs. Appalachian State (1-31-04)
Free Throws Made:	6 vs. E. Tenn. St. (1-5)	6 vs. E. Tenn. St. (1-5-04)
Free Throws Attempted:	6 vs. three opponents	6 vs. three opponents
Rebounds:	11 vs. three opponents	11 vs. three opponents
Assists:	6 vs. Ga. Southern (2-7)	6 vs. Ga. Southern (2-7-04)
Blocks:	2 vs. The Citadel (1-19)	2 vs. The Citadel (1-19-04)
Steals:	3 vs. Greensboro (11-26), vs. Northern Iowa (12-6)	3 vs. three opponents
Minutes:	35 vs. Northern Iowa (12-6), vs. College of Charleston (1-10)	35 vs. Northern Iowa (12-6-03), vs. College of Charleston (1-10-04)

YEAR	GP-GS	MP-AVG	FGM-FGA	PCT	3P-3PA	PCT	FTM-FTA	PCT	REB-AVG	PF-D	A	TO	BK	ST	PTS	AVG
2001-02	31-13	580-18.7	33-73	.452	0-0	.000	7-11	.636	106-3.4	74-1	25	24	4	16	73	2.4
2002-03	31-2	664-21.4	33-91	.363	0-4	.000	25-36	.694	124-4.0	86-1	35	35	8	21	91	2.9
2003-04	26-26	734-28.2	59-125	.472	9-29	.310	37-54	.685	161-6.2	67-2	64	33	7	26	164	6.3
Totals	88-41	1978-22.4	125-289	.433	9-33	.272	69-101	.683	391-4.4	227-4	124	92	19	63	328	3.7

43 Julius van de Laar

Forward, 6-7, 225, Freshman

Heidelberg, Germany ▲ Urspring High School



Van De Laar Ventures: Has seen limited action in four games...claimed 3 rebs. vs. Greensboro College (74-49) in first game as a Paladin...scored 4 pts. and an assist vs. Lipscomb (92-56 win) in Jack In The Box Furman Classic championship game...

2003-04 SEASON SUMMARY

Opponent	Date	GS	Min	----TOTAL----		-----3-PTS-----			----REBOUNDS----												
				FG-FGA	Pct	3PFG-FGA	Pct	FT-FTA	Pct	Off	Def	Tot	Avg	PF	FO	A	TO	Blk	Stl	Pts	Avg
GREENSBORO COLLEGE	11-26-03		4	0-0	.000	0-0	.000	0-0	.000	2	1	3	3.0	0	0	0	2	0	1	0	0.0
LIPSCOMB	12-30-03		4	2-2	1.000	0-0	.000	0-0	.000	0	0	0	1.5	0	0	1	0	0	1	4	2.0
ERSKINE	1-13-04		4	0-0	.000	0-0	.000	0-0	.000	0	0	0	1.0	0	0	2	0	0	0	0	1.3
WOFFORD	1-24-03		4	0-0	.000	0-0	.000	1-2	.500	0	1	1	1.0	1	0	0	0	0	0	1	1.3
Totals		0	16	2-2	1.000	0-0	.000	1-2	.500	2	2	4	1.0	1	0	3	2	0	2	5	1.3

#43 JULIUS VAN DE LARR'S SUPERLATIVES/CAREER STATISTICS


CATEGORY SEASON
Points: 4 vs. Lipscomb (12-30)
Field Goals Made: 2 vs. Lipscomb (12-30)
Field Goals Attempted: 2 vs. Lipscomb (12-30)
3-Point Field Goals Made: None
3-Point Field Goals Attempted: .. None
Free Throws Made: 1 vs. Wofford (1-24)
Free Throws Attempted: 2 vs. Wofford (1-24)
Rebounds: 3 vs. Greensboro (11-26)
Assists: 2 vs. Erskine (1-13)
Blocks: None
Steals: 1 vs. Greensboro (11-26), vs. Lipscomb (12-30)
Minutes: 4 vs. four opponents

YEAR	GP-GS	MP-AVG	FGM-FGA	PCT	3P-3PA	PCT	FTM-FTA	PCT	REB-AVG	PF-D	A	TO	BK	ST	PTS	AVG
2003-04	4-0	16-4.0	2-2	1.000	0-0	.000	1-2	.500	4-1.0	1-0	3	2	0	2	5	1.3

45 Cedrick Price

Center, 6-9, 245, Junior

Savannah, Georgia ▲ A.E. Beach High School /
Fork Union Military Academy



Price Progress: Has seen limited action in 13 games...scored 4 pts. and claimed a rebound vs. Erskine (89-51 win)...had 2 pts. and 2 rebs. vs. Lipscomb (92-56 win) in Jack In The Box Furman Classic championship game.

2003-04 SEASON SUMMARY

Opponent	Date	GS	Min	----TOTAL----		-----3-PTS-----		FT-FTA	Pct	----REBOUNDS----							Pts	Avg				
				FG-FGA	Pct	3PFG-FGA	Pct			Off	Def	Tot	Avg	PF	FO	A			TO	Blk	Stl	
GREENSBORO COLLEGE	11-26-03		5	0-2	.000	0-0	.000	0-0	.000	0	1	1	1.0	0	0	0	1	0	0	0	0	0.0
@ Northern Iowa	12-6-03		0+	0-0	.000	0-0	.000	0-0	.000	0	0	0	0.5	0	0	0	0	0	0	0	0	0.0
@ Ohio State	12-17-03		11	0-1	.000	0-0	.000	0-0	.000	0	2	2	1.0	0	0	0	0	0	0	0	0	0.0
BETHUNE-COOKMAN	12-29-03		0+	0-0	.000	0-0	.000	0-0	.000	0	0	0	0.0	0	0	0	0	0	0	0	0	0.0
LIPSCOMB	12-30-03		6	1-3	.333	0-0	.000	0-0	.000	0	2	2	1.0	0	0	0	1	0	0	0	2	0.4
@ College of Charleston	1-10-04		1	0-0	.000	0-0	.000	0-0	.000	0	0	0	0.8	0	0	0	0	0	0	0	0	0.3
ERSKINE	1-13-04		6	2-2	1.000	0-0	.000	0-0	.000	0	1	1	0.9	1	0	1	0	0	0	0	4	0.9
GA. SOUTHERN	1-17-04		+0	0-0	.000	0-0	.000	0-0	.000	0	0	0	0.8	0	0	0	0	0	0	0	0	0.8
@ The Citadel	1-19-04		3	0-0	.000	0-0	.000	0-0	.000	0	0	0	0.7	0	0	0	0	0	0	0	0	0.7
WOFFORD	1-24-04		8	1-3	.333	0-0	.000	0-0	.000	0	1	1	0.7	3	0	0	1	0	1	2	0.8	
CHATTANOOGA	1-26-04		+0	0-1	.000	0-0	.000	0-0	.000	0	0	0	0.6	0	0	0	0	0	0	0	0	0.7
DAVIDSON	2-10-04		6	0-0	.000	0-0	.000	0-0	.000	0	0	0	0.6	1	0	0	0	0	0	0	0	0.7
THE CITADEL	2-21-04		1	0-0	.000	0-0	.000	0-0	.000	0	1	1	0.6	0	0	0	1	0	0	0	0	0.6
Totals		0	47	4-12	.333	0-0	.000	0-0	.000	0	8	8	0.6	5	0	1	4	0	1	8	0.6	

#45 CEDRICK PRICE'S SUPERLATIVES/CAREER STATISTICS

CATEGORY	SEASON	CAREER
Points:	4 vs. Erskine (1-13)	6 vs. Macalester (12-28-01)
Field Goals Made:	2 vs. Erskine (1-13)	2 vs. Macalester (12-28-01), vs. Erskine (1-13-04)
Field Goals Attempted:	3 vs. Lipscomb (12-30), vs. Wofford (1-24)	3 vs. Lipscomb (12-30-03), vs. Wofford (1-24-04)
3-Point Field Goals Made:	None	None
3-Point Field Goals Attempted:	None	None
Free Throws Made:	None	2 vs. Macalester (12-28-01)
Free Throws Attempted:	None	2 vs. Emory (12-8-01), vs. Macalester (12-28-01)
Rebounds:	2 vs. Ohio State (12-17), vs. Lipscomb (12-30)	2 vs. four opponents
Assists:	1 vs. Erskine (1-13)	1 vs. two opponents
Blocks:	None	None
Steals:	1 vs. Wofford (1-24)	1 vs. Emory (12-8-01), vs. Wofford (1-24-04)
Minutes:	11 vs. Ohio State (12-17)	11 vs. Ohio State (12-17-03)

YEAR	GP-GS	MP-AVG	FGM-FGA	PCT	3P-3PA	PCT	FTM-FTA	PCT	REB-AVG	PF-D	A	TO	BK	ST	PTS	AVG
2001-02	11-0	51-4.6	3-11	.273	0-0	.000	3-5	.600	9-0.8	15-0	1	7	0	1	9	0.8
2002-03	8-0	34-4.3	1-3	.333	0-0	.000	0-0	.000	4-0.5	5-0	0	4	0	0	2	0.3
2003-04	13-0	47-3.6	4-12	.333	0-0	.000	0-0	.000	8-0.6	5-0	1	4	0	1	8	0.6
Totals	32-0	132-4.1	8-26	.307	0-0	.000	3-5	.600	21-0.7	25-0	2	15	0	2	19	0.6

GAME 1
James Madison
November 22, 2003
Harrisonburg, Va.
Attendance: 3,784

Furman	26	46	—	72
James Madison	38	48	—	78

FURMAN (72)...0-1

	MIN	FG-FGA	3P-3PA	FT-FTA	REB	F	A	TO	BK	ST	PTS
Ndoye, f.....	35	8-16	2-6	14-18	4	2	1	2	1	1	32
Sanders, f.....	29	0-3	0-1	1-2	6	3	0	1	0	0	1
Pojatina, c.....	16	0-4	0-0	1-2	7	1	1	2	1	0	1
Carter, g.....	39	4-8	2-5	2-2	3	3	4	2	0	3	12
Bostain, g.....	24	3-14	2-8	3-4	5	1	4	3	0	3	11
Webb.....	23	2-9	2-7	0-0	2	1	0	5	0	0	6
Earle.....	19	2-4	1-2	0-0	1	2	0	0	0	0	5
Punch.....	3	0-0	0-0	0-0	2	0	0	0	0	0	0
Prowell.....	12	2-4	0-0	0-0	2	4	0	0	1	3	4
Team.....		(33.9%)	(31.0%)	(75.0%)	+4						
Totals	200	21-62	9-29	21-28	36	17	10	15	3	10	72

JAMES MADISON (78)...1-0

	MIN	FG-FGA	3P-3PA	FT-FTA	REB	F	A	TO	BK	ST	PTS
Cooper, f.....	31	4-6	0-0	1-3	7	4	1	4	1	1	9
Broyles, f.....	27	5-8	2-3	2-3	5	4	2	2	0	0	14
Cathlin, c.....	20	1-6	0-0	0-0	4	2	0	1	1	0	2
Naparlo, g.....	18	0-2	0-1	0-0	1	2	2	2	1	1	0
Williams, g.....	36	5-12	0-1	3-6	3	4	7	4	0	4	13
Kossekpa.....	7	1-1	1-1	0-0	0	1	0	2	0	0	3
Greene-Long.....	9	1-1	0-0	0-0	6	1	0	1	0	0	2
Freeman.....	15	3-5	0-2	1-1	3	2	1	2	0	0	7
Clark.....	1	0-0	0-0	0-0	0	0	0	0	0	0	0
Barbosa.....	28	11-15	4-5	2-3	2	0	1	1	0	0	28
Johnson.....	8	0-1	0-0	0-0	0	1	0	1	1	0	0
Team.....		(54.4%)	(53.8%)	(56.3%)	+5						
Totals	200	31-57	7-13	9-16	36	21	14	20	4	6	78

Officials: Bob Pennington, Scott Smith, Ed Corbett. Technical Fouls: None. Deadball Rebounds: Furman 5, James Madison 4.

GAME 2
Southern Wesleyan
November 24, 2003
Greenville, S.C.
Attendance: 1,032

Furman	35	42	—	77
Southern Wesleyan	23	30	—	53

FURMAN (77)...1-1

	MIN	FG-FGA	3P-3PA	FT-FTA	REB	F	A	TO	BK	ST	PTS
Ndoye, f.....	22	3-9	1-2	1-2	2	3	0	4	1	1	8
Sanders, f.....	25	2-3	0-1	2-2	9	4	2	1	9	1	6
Pojatina, c.....	24	3-7	0-1	5-9	7	3	2	4	4	1	11
Carter, g.....	25	2-4	1-3	2-5	3	0	5	6	0	3	7
Bostain, g.....	28	5-12	0-2	2-3	6	1	3	1	1	0	12
Webb.....	25	5-9	4-8	3-4	3	0	3	2	0	1	17
Earle.....	10	1-3	1-3	0-0	0	2	0	2	0	0	3
Punch.....	13	1-4	0-2	0-0	4	0	2	1	0	1	2
Prowell.....	27	5-8	0-0	1-1	5	4	1	3	0	1	11
Team.....		(45.0%)	(30.4%)	(61.5%)	+5						
Totals	200	27-60	7-23	16-26	45	17	18	24	5	12	77

SOUTHERN WESLEYAN (53)...2-2

	MIN	FG-FGA	3P-3PA	FT-FTA	REB	F	A	TO	BK	ST	PTS
Pendgraff, f.....	30	6-19	0-3	3-5	3	2	0	2	1	2	15
Brinston, f.....	25	2-5	0-0	2-4	5	4	1	3	0	0	6
Allen, c.....	34	2-15	1-6	0-0	8	4	1	2	0	4	5
Rapley, g.....	17	2-6	0-1	1-2	3	0	2	5	0	1	5
Marshall, g.....	33	0-0	0-0	2-2	3	3	4	7	0	4	2
Woods.....	19	0-4	0-0	0-0	4	2	1	4	0	3	0
Williams.....	1	0-0	0-0	0-0	0	0	0	0	0	0	0
Reeder.....	14	2-5	1-4	0-0	2	2	0	1	0	0	5
Eubanks.....	2	1-1	0-0	0-0	1	0	0	1	0	0	2
Johnson.....	1	0-0	0-0	0-0	1	1	0	0	0	0	0
Donlon.....	14	4-5	0-0	2-5	2	2	0	0	0	1	10
Callahan.....	10	1-3	0-0	1-2	0	0	0	0	0	0	3
Team.....		(31.7%)	(14.3%)	(55.0%)	+4						
Totals	200	20-63	2-14	11-20	36	20	9	25	1	15	53

Officials: Robert James, Nathan Quick, Tony Whisnant. Technical Fouls: Pojatina. Deadball Rebounds: Furman 7, Southern Wesleyan 7.

GAME 3
Greensboro College
November 26, 2003
Greenville, S.C.
Attendance: 1,053

Furman	41	33	—	74
Greensboro College	14	35	—	49

FURMAN (74)...2-1

	MIN	FG-FGA	3P-3PA	FT-FTA	REB	F	A	TO	BK	ST	PTS
Ndoye, f.....	26	5-12	2-5	3-3	7	1	0	0	0	1	15
Sanders, f.....	22	2-4	0-0	2-2	4	2	4	2	0	3	6
Pojatina, c.....	20	2-9	0-0	0-1	4	3	0	2	3	0	4
Carter, g.....	21	2-7	1-4	3-8	0	1	2	3	0	2	8
Bostain, g.....	23	1-6	1-2	1-2	7	0	6	0	0	2	4
Webb.....	24	4-6	2-4	2-2	4	1	3	3	0	2	12
Sperry.....	3	0-2	0-0	0-0	1	0	0	0	0	0	0
Earle.....	15	2-3	0-1	2-2	1	0	1	1	0	1	6
Punch.....	11	0-3	0-2	0-0	3	1	2	0	0	1	0
Carson.....	4	1-2	1-2	0-0	1	1	0	0	0	1	3
Prowell.....	22	6-11	2-2	2-2	3	3	1	1	2	3	16
Van De Laar.....	4	0-0	0-0	0-0	3	0	0	2	0	1	0
Price.....	5	0-2	0-0	0-0	1	0	0	1	0	0	0
Team.....		(37.3%)	(40.9%)	(68.2%)	+2						
Totals	200	25-67	9-22	15-22	41	13	19	15	5	17	74

GREENSBORO COLLEGE (49)...0-3

	MIN	FG-FGA	3P-3PA	FT-FTA	REB	F	A	TO	BK	ST	PTS
Bryant, f.....	28	1-2	0-0	0-0	1	2	1	4	0	1	2
Montrell, f.....	33	1-7	0-0	4-4	6	1	1	3	0	1	6
Schoetz, c.....	27	2-7	0-0	2-3	6	3	2	6	1	1	6
T. Williams, g.....	31	0-7	0-4	1-2	2	2	4	5	0	2	1
J. Williams, g.....	25	4-7	4-6	2-2	5	2	1	3	0	1	14
Newman.....	9	1-1	0-0	2-2	2	2	0	3	0	0	4
Harris.....	12	0-1	0-0	0-0	2	2	0	1	0	1	0
Jackson.....	5	3-5	2-4	0-0	1	0	0	0	1	0	8
William.....	11	0-2	0-0	1-2	3	3	0	2	0	0	1
Battle.....	7	1-1	0-0	0-0	4	0	0	1	0	0	2
Wood.....	10	2-2	1-1	0-0	0	2	0	1	0	1	5
Parrish.....	2	0-0	0-0	0-0	0	0	0	0	0	0	0
Team.....		(35.7%)	(46.7%)	(80.0%)	+1						
Totals	200	15-42	7-15	12-15	33	19	9	29	2	8	49

Officials: Rick Ridenhour, Timothy Nestor, Charles Bridwell. Technical Fouls: None. Deadball Rebounds: Furman 4, Greensboro College 1.

GAME 4
Minnesota
November 30, 2003
Greenville, S.C.
Attendance: 11,850

Furman	39	39	6	—	84
Minnesota	41	37	13	—	91

FURMAN (84)...2-2

	MIN	FG-FGA	3P-3PA	FT-FTA	REB	F	A	TO	BK	ST	PTS
Ndoye, f.....	38	14-21	2-5	2-3	9	5	1	0	1	2	32
Sanders, f.....	34	5-8	1-2	0-0	5	5	2	2	0	2	11
Pojatina, c.....	18	3-3	0-0	0-1	1	5	1	2	2	0	6
Carter, g.....	38	4-9	0-3	0-2	3	0	9	1	0	5	8
Bostain, g.....	21	2-6	0-1	1-2	5	2	2	2	0	0	5
Webb.....	34	1-8	1-7	4-4	3	1	4	3	0	1	7
Earle.....	9	0-0	0-0	0-0	1	0	0	1	0	0	0
Punch.....	2	0-0	0-0	0-0	0	1	0	0	0	1	0
Prowell.....	31	6-11	0-1	3-4	3	5	1	1	1	1	15
Team.....		(53.0%)	(21.1%)	(62.5%)	+3						
Totals	225	35-66	4-19	10-16	33	24	20	12	4	11	84

MINNESOTA (91)...2-1

	MIN	FG-FGA	3P-3PA	FT-FTA	REB	F	A	TO	BK	ST	PTS
Humphries, f.....	37	7-8	1-1	11-16	7	2	2	4	1	1	26
Bauer, f.....	32	2-5	0-2	2-2	6	3	2	3	1	2	6
Hargrow, g.....	27	2-10	0-1	2-2	2	1	1	2	0	0	6
Johnson, g.....	40	12-19	2-3	6-6	9	2	5	2	0	2	32
Boone.....	36	6-10	4-5	1-2	5	3	4	2	0	2	17
Robinson.....	14	1-4	1-4	0-0	1	1	1	0	1	1	3
Kane.....	2	0-1	0-0	0-1	1	1	0	1	0	0	0
Gaines.....	32	0-1	0-0	1-4	5	3	3	2	0	0	1
Lawson.....	5	0-1	0-0	0-0	2	2	0	0	0	0	0
Team.....		(50.8%)	(50.0%)	(69.7%)	+1						
Totals	225	30-59	8-16	23-33	39	18	18	16	3	8	91

Officials: Gene Monje, Paul Janssen, John Yorkovich. Technical Fouls: None. Deadball Rebounds: Furman 2, Minnesota 2.

GAME 5 UNC Greensboro
December 3, 2003
Greensboro, N.C.
Attendance: 1,090

Furman	30	35	—	65
UNC Greensboro	34	39	—	73

FURMAN (65)...2-3, 0-1 SoCon

	MIN	FG-FGA	3P-3PA	FT-FTA	REB	F	A	TO	BK	ST	PTS
Ndoye, f	37	6-11	2-3	2-2	4	2	1	2	0	0	16
Sanders, f	27	2-6	1-2	0-0	3	5	3	2	0	1	5
Pojatina, c	12	0-1	0-0	0-0	3	0	0	0	1	0	0
Carter, g	34	2-6	0-2	1-2	3	1	4	1	0	0	5
Bostain, g	17	1-7	0-2	0-0	4	0	3	2	0	1	2
Webb	29	4-10	2-7	0-0	3	2	3	4	0	2	10
Earle	16	2-6	0-3	1-2	2	1	0	0	0	0	5
Punch	2	0-0	0-0	0-0	0	0	0	1	0	0	0
Prowell	26	9-10	1-1	3-5	7	2	0	1	2	1	22
Team		(45.6%)	(30.0%)	(63.6%)	+1						1
Totals	200	26-57	6-20	7-11	30	13	14	14	3	5	65

UNC GREENSBORO (73)...3-1, 1-0 SoCon

	MIN	FG-FGA	3P-3PA	FT-FTA	REB	F	A	TO	BK	ST	PTS
Gross, f	20	4-9	0-0	0-0	5	2	1	2	0	0	8
Clifton, f	17	3-4	0-0	1-1	3	4	0	1	0	1	7
Burrell, c	32	6-9	0-0	3-4	8	3	0	2	0	2	15
Taylor, g	29	1-5	0-2	0-0	4	1	3	3	0	1	2
Joseph, g	31	4-12	2-8	2-2	3	0	1	1	0	0	12
Blackstock	23	4-9	0-3	3-7	6	3	1	1	0	4	11
Hickman	10	0-1	0-1	2-2	2	0	3	0	0	1	2
Wilson	4	0-1	0-0	0-0	0	0	0	0	1	0	0
Bristow	10	5-7	4-5	0-0	1	1	0	1	0	1	14
Johnson	9	0-1	0-0	0-0	2	0	1	1	0	0	0
Lawrence	7	0-0	0-0	0-0	1	3	0	1	0	0	0
McCarthy	8	0-1	0-0	2-2	2	1	0	0	0	0	2
Team		(45.8%)	(31.6%)	(72.2%)	+1						1
Totals	200	27-59	6-19	13-18	38	18	10	14	1	10	73

Officials: Raymond Styons, Jimmy Spears, Mike Eades . Technical Fouls: None. Deadball Rebounds: UNC Greensboro 3, Furman 1.

GAME 6 Northern Iowa
December 6, 2003
Cedar Falls, Iowa
Attendance: 1,282

Furman	30	34	—	64
Northern Iowa	29	26	—	55

FURMAN (64)...2-3

	MIN	FG-FGA	3P-3PA	FT-FTA	REB	F	A	TO	BK	ST	PTS
Ndoye, f	28	1-5	0-1	0-0	3	2	0	1	0	3	2
Sanders, f	35	5-9	0-1	0-2	11	2	3	1	1	3	10
Pojatina, c	13	1-2	0-0	0-0	2	4	3	0	1	0	2
Carter, g	13	0-3	0-1	2-5	4	5	2	2	0	1	2
Bostain, g	30	6-12	0-2	6-7	4	0	0	0	0	1	18
Webb	31	3-8	1-5	4-6	6	2	5	2	0	1	11
Earle	20	2-5	0-1	0-2	1	2	1	0	0	0	4
Punch	2	0-0	0-0	2-2	3	2	0	0	0	0	2
Prowell	28	6-13	1-2	0-0	5	3	1	2	0	0	13
Price	+0	0-0	0-0	0-0	0	0	0	0	0	0	0
Team		(42.1%)	(15.4%)	(58.3%)	+4						
Totals	200	24-57	2-13	14-24	43	22	15	8	2	9	64

NORTHERN IOWA (55)...3-3

	MIN	FG-FGA	3P-3PA	FT-FTA	REB	F	A	TO	BK	ST	PTS
Crawford, f	28	2-5	1-4	2-4	6	4	1	2	0	1	7
Schneiderman, f	32	3-12	1-6	3-4	11	3	1	2	0	0	10
Gruber, c	29	4-7	0-0	1-2	9	2	0	3	0	0	9
Jacobson, g	34	6-17	0-5	1-1	6	2	4	1	0	0	13
McKowen, g	16	0-4	0-4	8-9	1	4	0	1	0	2	8
Tutt	+0	0-0	0-0	0-0	0	0	0	0	0	0	0
Bennett	4	0-3	0-3	0-0	1	0	0	0	0	0	0
Little	13	0-0	0-0	0-0	1	2	0	1	0	0	0
Foster	21	2-8	2-7	0-1	1	3	0	1	0	0	6
Schmit	7	0-1	0-1	0-1	0	1	1	0	0	0	0
Stout	7	0-2	0-1	0-0	1	0	0	1	0	1	0
Godfred	9	1-2	0-0	0-0	2	1	0	0	1	0	2
Team		(29.5%)	(12.9%)	(68.2%)	+3						
Totals	200	18-61	4-31	15-22	42	22	7	12	1	4	55

Officials: David Warfal, Brad Gaston, Mike Litzelfelner . Technical Fouls: None. Deadball Rebounds: Furman 5, Northern Iowa 3

GAME 7 UNC Asheville
December 14, 2003
Asheville, N.C.
Attendance: 750

Furman	28	32	—	60
UNC Asheville	30	26	—	56

FURMAN (60)...4-3

	MIN	FG-FGA	3P-3PA	FT-FTA	REB	F	A	TO	BK	ST	PTS
Ndoye, f	37	4-15	1-7	0-0	8	1	2	0	0	1	9
Sanders, f	34	3-8	0-0	0-0	5	2	0	0	0	2	6
Pojatina, c	9	1-3	0-0	0-0	1	4	0	1	1	1	2
Carter, g	31	3-10	1-6	4-8	6	0	3	3	0	1	11
Bostain, g	28	3-10	1-3	4-4	4	1	1	2	0	1	11
Webb	21	4-11	3-10	0-0	2	1	1	3	0	1	11
Earle	14	0-2	0-2	1-4	1	0	1	1	1	1	1
Punch	2	0-0	0-0	0-0	0	0	0	1	0	0	0
Prowell	24	3-5	1-2	2-3	8	2	2	0	1	0	9
Team		(32.8%)	(23.5%)	(57.9%)	+4						
Totals	200	21-64	7-30	11-19	39	11	10	11	3	8	60

UNC ASHEVILLE (56)...1-6

	MIN	FG-FGA	3P-3PA	FT-FTA	REB	F	A	TO	BK	ST	PTS
Mohn, f	31	4-8	0-1	4-6	6	3	2	3	0	2	12
Barber, f	30	7-13	0-1	0-0	7	2	1	5	0	0	14
Walker, c	18	1-1	0-0	2-4	5	1	1	2	2	0	4
Garland, g	14	0-4	0-3	0-0	1	0	1	1	0	1	0
Holmes, g	38	1-6	0-0	0-0	6	1	2	3	1	1	2
Collington	26	4-11	2-5	0-0	3	2	2	1	0	0	10
McCullough	15	2-3	1-3	0-0	3	1	2	2	0	1	5
Rush	6	1-3	1-3	0-0	0	1	0	0	0	0	3
Creasman	20	3-4	0-0	0-0	7	3	1	1	1	0	6
Harrell	2	0-0	0-0	0-0	0	1	1	1	0	0	0
Team		(43.4%)	(25.0%)	(60.0%)	+2						
Totals	200	23-53	4-16	6-10	40	15	13	19	4	5	56

Officials: Jamie Luckie, William Humes, Mark Schnurr. Technical Fouls: None. Deadball Rebounds: Furman 3, UNC Asheville 3.

GAME 8 Ohio State
December 17, 2003
Columbus, Ohio
Attendance: 12,248

Furman	36	32	—	68
Ohio State	32	38	—	70

FURMAN (68)...4-4

	MIN	FG-FGA	3P-3PA	FT-FTA	REB	F	A	TO	BK	ST	PTS
Ndoye, f	26	3-8	1-2	4-4	7	3	0	4	0	0	11
Sanders, f	32	1-6	0-1	0-0	5	3	3	2	0	1	2
Prowell, f	11	1-2	0-0	0-0	3	4	0	0	1	0	2
Carter, g	32	3-4	2-3	2-2	2	4	6	3	0	0	10
Bostain, g	17	4-8	0-2	1-2	1	2	1	2	0	2	9
Diagne	26	2-6	0-1	1-2	2	2	2	3	1	1	5
Webb	30	7-9	6-8	0-1	4	1	2	1	0	0	20
Earle	15	3-5	3-5	0-0	1	1	1	1	0	1	9
Price	11	0-1	0-0	0-0	2	0	0	0	0	0	0
Team		(49.0%)	(54.5%)	(72.7%)	+1						
Totals	200	24-49	12-22	8-11	28	20	15	16	2	5	68

OHIO STATE (70)...5-3

	MIN	FG-FGA	3P-3PA	FT-FTA	REB	F	A	TO	BK	ST	PTS
Dials, f	24	6-9	0-0	0-0	7	2	0	1	1	1	12
Radinovic, f	37	3-7	0-0	3-5	7	1	0	2	0	2	9
Sullinger, c	33	6-8	0-0	0-2	6	4	2	1	0	0	12
Fuss-Cheatham, g	34	4-8	0-1	5-6	3	2	4	3	0	2	13
Billings, g	7	0-2	0-1	1-2	3	1	1	0	0	0	1
Harris	4	0-0	0-0	0-0	1	1	0	0	0	0	0
Stockman	35	7-18	2-6	5-6	0	1	2	1	0	4	21
Sylvester	16	1-5	0-3	0-0	2	2	2	2	0	0	2
Jenkins	10	0-0	0-0	0-0	2	1	0	0	0	0	0
Team		(47.4%)	(18.2%)	(66.7%)	+3						
Totals	200	27-57	2-11	14-21	34	15	11	10	1	9	70

Officials: Reggie Greenwood, Frank DeMayo, Fran Connolly. Technical Fouls: None. Deadball Rebounds: Ohio State 2, Furman 1.

GAME 9
 High Point
 December 20, 2003
 Greenville, S.C.
 Attendance: 1,259

Furman	51	47	—	98
High Point	34	53	—	87

FURMAN (98)...5-4

	MIN	FG-FGA	3P-3PA	FT-FTA	REB	F	A	TO	BK	ST	PTS
Ndoye, f	32	9-14	4-6	5-6	7	0	2	2	0	3	27
Sanders, f	26	3-3	1-1	1-2	4	4	2	2	0	0	8
Pojatina, f	10	0-2	0-0	0-0	2	4	0	2	0	0	0
Carter, g	24	7-10	2-5	2-3	4	0	2	2	0	0	18
Bostain, g	32	4-10	0-3	13-16	8	2	5	4	0	1	21
Diagne	10	0-1	0-1	0-0	1	4	0	1	0	0	0
Webb	25	3-4	3-4	5-6	4	2	3	4	0	0	14
Earle	18	1-5	1-3	0-0	2	2	1	1	0	3	3
Prnowell	23	2-4	0-1	3-3	1	4	0	3	1	1	7
Team		(54.7%)	(45.8%)	(80.6%)	+2						1
Totals	200	29-53	11-24	29-36	35	22	15	22	1	8	98

HIGH POINT (87)...5-4

	MIN	FG-FGA	3P-3PA	FT-FTA	REB	F	A	TO	BK	ST	PTS
Chambers, f	22	0-2	0-1	0-0	4	3	6	2	0	1	0
Gathings, f	34	8-16	0-2	3-4	7	4	0	3	1	5	19
Echenique, c	31	5-12	0-0	11-12	8	4	1	4	0	1	21
Allen, g	25	4-4	1-1	0-0	1	5	1	2	0	2	9
White, g	33	8-17	3-7	1-4	4	3	2	0	1	4	20
Palacios	18	2-3	1-2	1-2	1	3	2	1	0	1	6
Meeks	18	2-5	0-1	0-0	2	4	1	0	0	0	4
Quick	5	0-2	0-1	2-2	0	0	0	2	0	1	2
Konare	4	0-1	0-0	0-0	1	1	0	1	0	0	0
Halsch	2	0-1	0-0	0-0	0	1	0	0	0	0	0
Hillman	8	2-3	0-0	2-3	2	1	0	2	0	2	6
Team		(47.0%)	(33.3%)	(74.1%)	+3						
Totals	200	31-66	5-15	20-27	33	29	13	17	2	17	87

Officials: John Corio, Tim Nestor, Sean Wright. Technical Fouls: Gathings. Deadball Rebounds: Furman 3, High Point 2.

GAME 10
 Bethune-Cookman
 December 29, 2003
 Greenville, S.C.
 Attendance: 1,142

Furman	23	39	—	62
Bethune-Cookman	27	22	—	49

FURMAN (62)...6-4

	MIN	FG-FGA	3P-3PA	FT-FTA	REB	F	A	TO	BK	ST	PTS
Ndoye, f	30	5-12	1-3	0-0	6	0	1	4	0	0	11
Sanders, f	32	3-3	0-0	4-6	4	1	1	1	0	0	10
Pojatina, f	15	0-3	0-0	1-2	2	0	1	0	2	0	1
Carter, g	32	3-9	3-5	2-2	9	2	3	0	0	2	11
Bostain, g	20	3-7	0-3	1-2	1	0	1	3	0	1	7
Diagne	18	2-4	0-0	2-4	3	4	1	2	0	1	7
Webb	18	0-6	0-4	2-2	3	0	2	1	0	0	2
Earle	27	0-1	0-1	0-0	1	0	0	0	0	0	0
Punch	1	0-0	0-0	0-0	0	0	0	0	0	0	0
Prowell	21	4-6	0-0	6-6	8	3	1	5	1	1	14
Price	+0	0-0	0-0	0-0	0	0	0	0	0	0	0
Team		(39.2%)	(25.0%)	(75.0%)	+2						1
Totals	200	20-51	4-16	18-24	39	10	11	17	3	5	62

BETHUNE-COOKMAN (49)...0-7

	MIN	FG-FGA	3P-3PA	FT-FTA	REB	F	A	TO	BK	ST	PTS
Ba, f	30	1-8	0-0	0-0	9	1	4	0	0	1	2
Williams, f	25	1-3	0-0	1-2	6	5	0	3	0	3	3
Taylor, g	27	3-7	2-4	0-0	3	1	0	1	0	0	8
Carter, g	28	4-13	0-1	1-1	3	4	3	5	1	1	9
Picard, g	26	1-5	0-4	0-0	2	1	2	6	0	2	2
Frink	15	2-7	1-5	1-2	1	2	0	1	0	0	6
Calyton	22	2-9	1-5	0-0	4	3	0	1	0	1	5
Lammond	27	5-6	3-4	1-1	4	1	0	1	0	3	14
Team		(32.8%)	(30.4%)	(66.7%)	+3						
Totals	200	19-58	7-23	4-6	35	18	9	18	1	11	49

Officials: Ted Valentine, Doug Simons, William Covington. Technical Fouls: None. Deadball Rebounds: Furman 2, Furman 2.

GAME 11
 Lipscomb
 December 30, 2003
 Greenville, S.C.
 Attendance: 1,622

Furman	26	30	—	56
Lipscomb	46	46	—	92

FURMAN (92)...7-4

	MIN	FG-FGA	3P-3PA	FT-FTA	REB	F	A	TO	BK	ST	PTS
Ndoye, f	24	2-5	0-2	3-5	5	1	1	3	1	1	7
Sanders, f	19	2-3	1-1	0-0	4	3	3	1	0	2	5
Pojatina, f	15	3-4	0-0	2-3	4	3	0	0	3	0	8
Carter, g	32	0-3	0-2	1-2	4	1	6	3	0	1	1
Bostain, g	19	5-9	3-4	4-6	6	1	4	0	0	0	17
Diagne	18	5-7	1-2	1-1	5	2	0	0	1	1	12
Webb	21	2-3	1-2	0-0	2	2	9	4	0	2	5
Sperry	2	0-0	0-0	0-0	0	0	0	0	0	0	0
Earle	11	3-3	3-3	0-0	1	2	0	2	0	0	9
Punch	6	0-1	0-1	0-0	3	0	0	0	0	1	0
Carson	4	1-1	0-0	2-2	0	0	0	0	0	0	4
Prowell	19	7-10	4-6	0-0	3	2	1	4	1	1	18
Van De Laar	4	2-2	0-0	0-0	0	0	1	0	0	1	4
Price	6	1-3	0-0	0-0	2	0	0	1	0	0	2
Team		(61.1%)	(56.5%)	(68.4%)	+2						
Totals	200	33-54	13-23	13-19	41	17	25	18	6	10	92

LIPSCOMB (56)...2-7

	MIN	FG-FGA	3P-3PA	FT-FTA	REB	F	A	TO	BK	ST	PTS
Hacker, f	16	1-6	0-0	2-2	7	3	0	1	1	0	4
Hartman, f	22	3-6	0-0	3-6	6	2	1	1	0	1	9
Fisk, c	28	6-15	1-2	3-5	2	4	2	4	0	2	16
Poindexter, g	28	1-10	0-4	0-0	1	0	2	1	0	0	2
Jackson, g	21	0-3	0-1	0-2	1	2	1	1	0	0	0
Robinson	7	0-0	0-0	0-0	3	2	1	1	0	0	0
King	12	0-0	0-0	0-0	2	0	0	1	0	0	0
Bolt	9	2-6	1-5	0-0	1	1	1	0	0	1	5
Hankins	18	4-7	2-5	0-0	1	2	0	1	0	2	10
Mays	5	0-0	0-0	0-0	0	0	0	0	0	0	0
Jarboe	27	3-9	0-3	2-2	0	0	2	1	0	3	8
Jenney	7	0-0	0-0	2-4	1	2	1	1	0	0	2
Team		(32.3%)	(20.0%)	(57.1%)	+3						
Totals	200	20-62	4-20	12-21	28	18	11	13	1	9	56

Officials: Gary Wall, Greg Fogleman, Michael Drummond. Technical Fouls: None. Deadball Rebounds: Lipscomb 6, Furman 3.

GAME 12
 East Tennessee State
 January 5, 2004
 Greenville, S.C.
 Attendance: 2,261

Furman	29	39	—	68
East Tennessee State	28	41	—	69

FURMAN (68)...7-5, 0-2 SoCon

	MIN	FG-FGA	3P-3PA	FT-FTA	REB	F	A	TO	BK	ST	PTS
Ndoye, f	34	5-12	1-4	0-0	6	1	3	0	0	1	11
Sanders, f	27	2-3	0-1	6-6	11	3	4	2	1	0	10
Pojatina, c	20	2-5	0-0	1-4	4	2	2	1	1	0	5
Carter, g	33	4-9	2-3	2-3	6	1	3	7	0	4	12
Bostain, g	28	3-10	1-4	2-2	3	0	1	4	0	2	9
Diagne	14	3-6	0-0	0-0	1	4	0	2	2	0	6
Webb	19	2-5	1-3	2-2	0	1	2	3	0	1	7
Earle	4	0-1	0-1	0-0	0	0	0	0	0	0	0
Prowell	21	4-7	0-2	0-0	4	3	0	3	0	1	8
Team		(43.1%)	(27.8%)	(76.5%)	+3						
Totals	200	25-58	5-18	13-17	38	15	15	22	4	9	68

EAST TENNESSEE STATE (69)...9-4, 2-0 SoCon

	MIN	FG-FGA	3P-3PA	FT-FTA	REB	F	A	TO	BK	ST	PTS
Fields, f	38	5-12	1-2	1-2	11	4	3	3	0	3	12
Wadood, f	30	7-16	0-0	6-9	8	4	0	6	1	3	20
Rhoda, g	30	1-7	0-0	2-2	2	2	2	2	0	0	4
Smith, g	38	10-15	2-4	0-0	4	3	2	5	0	3	22
Anthony, g	30	2-6	1-5	0-0	7	4	4	1	0	1	5
Oatman	8	0-3	0-1	0-0	0	2	2	0	0	1	0
Scott	7	0-0	0-0	0-0	0	0	0	1	0	2	0
Strong	7	1-2	1-1	0-0	0	1	0	0	0	0	3
Nuckles	12	1-3	1-1	0-2	1	1	0	0	1	0	3
Team		(42.2%)	(42.9%)	(60.0%)	+4						
Totals	200	27-64	6-14	9-15	37	21	13	18	2	13	69

Officials: Tony Greene, Karl Hess, Mike Eades. Technical Fouls: None. Deadball Rebounds: East Tennessee State 4, Furman 1.

GAME 13 College of Charleston
January 10, 2004
Charleston, S.C.
Attendance: 3,468

Furman 29 36 — 65
College of Charleston . 35 35 — 70

FURMAN (65)...7-6, 0-3 SoCon

	MIN	FG-FGA	3P-3PA	FT-FTA	REB	F	A	TO	BK	ST	PTS
Ndoye, f.....	23	1-6	0-0	0-0	0	3	0	3	2	0	2
Sanders, f.....	35	4-6	0-0	3-3	9	2	1	1	0	2	11
Pojatina, c.....	14	3-5	0-0	0-0	2	2	1	1	0	0	6
Carter, g.....	36	2-6	2-4	3-6	4	5	1	4	0	1	9
Bostain, g.....	23	5-13	0-3	3-3	4	1	3	0	1	2	13
Diagne.....	22	6-14	0-1	0-0	5	4	0	1	0	2	12
Webb.....	20	1-3	0-2	2-2	1	2	6	3	0	1	4
Carson.....	1	0-0	0-0	0-0	0	1	0	0	0	0	0
Prowell.....	25	2-9	0-2	4-4	6	5	0	0	0	1	8
Price.....	1	0-0	0-0	0-0	0	0	0	0	0	0	0
Team		(38.7%)	(16.7%)	(83.3%)	+5						
Totals.....	200	24-62	2-12	15-18	36	25	12	13	3	9	65

COLLEGE OF CHARLESTON (70)...11-2, 3-0 SoCon

	MIN	FG-FGA	3P-3PA	FT-FTA	REB	F	A	TO	BK	ST	PTS
Mobley, f.....	34	5-13	4-8	2-2	3	3	0	3	0	1	16
Benton, c.....	32	3-5	0-0	5-8	10	3	0	3	3	1	11
Mitchell, g.....	29	6-10	3-7	0-0	4	2	5	2	0	1	15
Swain, g.....	12	2-3	2-3	0-0	3	2	0	0	0	0	6
S. Jackson, g.....	24	1-5	0-2	2-5	1	1	3	5	1	1	4
Hollis.....	14	1-1	0-0	4-4	2	0	0	2	0	1	6
Draper.....	29	0-3	0-2	2-4	3	3	3	1	1	2	2
B. Jackson.....	8	2-2	0-0	1-3	1	3	0	3	0	1	5
Weurding.....	18	0-1	0-0	5-6	6	2	0	0	0	1	5
Team		(46.5%)	(40.9%)	(65.6%)	+1						
Totals.....	200	20-43	9-22	21-32	34	19	11	19	5	9	70

Officials: Zelton Steed, John Corio, Sean Casady. Technical Fouls: None. Deadball Rebounds: College of Charleston 4, Furman 1.

GAME 14 Erskine
January 13, 2004
Greenville, S.C.
Attendance: 1,813

Furman 49 40 — 89
Erskine 26 25 — 51

FURMAN (89)...8-6

	MIN	FG-FGA	3P-3PA	FT-FTA	REB	F	A	TO	BK	ST	PTS
Ndoye, f.....	21	1-6	1-2	0-0	5	1	2	0	1	0	3
Sanders, f.....	21	1-3	1-2	4-6	4	3	1	2	0	1	7
Pojatina, c.....	15	3-3	0-0	1-3	6	3	0	2	1	0	7
Carter, g.....	24	2-6	1-3	0-0	1	1	3	1	0	2	5
Bostain, g.....	20	5-10	0-2	3-3	5	2	1	2	0	1	13
Diagne.....	18	5-7	0-2	3-3	4	2	1	2	0	1	13
Webb.....	24	4-9	3-5	0-0	1	1	3	0	0	3	11
Sperry.....	3	0-0	0-0	0-2	2	2	0	1	0	0	0
Punch.....	9	1-2	1-2	2-3	1	0	1	0	0	0	5
Carson.....	14	2-4	1-3	0-0	2	1	3	1	0	2	5
Prowell.....	21	6-7	1-2	3-5	9	3	0	1	5	1	16
Van De Laar.....	4	0-0	0-0	0-0	0	0	2	0	0	0	0
Price.....	6	2-2	0-0	0-0	1	1	1	0	0	0	4
Team		(54.2%)	(39.1%)	(64.0%)	+5						
Totals.....	200	32-59	9-23	16-25	44	20	18	12	7	11	89

ERSKINE (51)...4-4

	MIN	FG-FGA	3P-3PA	FT-FTA	REB	F	A	TO	BK	ST	PTS
Williams, f.....	12	1-3	0-0	0-0	1	5	2	0	0	1	2
Mayo, f.....	30	5-9	1-2	0-0	1	2	3	5	1	1	11
Isom, g.....	31	4-16	2-5	4-7	1	0	1	1	0	1	14
Odom, g.....	27	3-6	3-6	0-0	5	4	1	5	0	0	9
Parker, g.....	33	4-6	2-3	1-3	2	4	2	4	0	1	11
Waring.....	9	0-2	0-1	0-0	3	0	0	2	0	0	0
Brock.....	15	0-2	0-2	0-0	0	2	0	1	0	0	0
Winecoff.....	3	0-0	0-0	0-0	0	0	0	0	0	0	0
Wallace.....	+0	0-0	0-0	0-0	0	0	0	0	0	0	0
White.....	9	0-3	0-0	0-0	1	1	0	0	0	0	0
Gibadlo.....	4	2-2	0-0	0-1	3	1	0	0	0	1	4
Sibankulu.....	12	0-1	0-0	0-2	3	0	1	0	0	0	0
Team		(36.5%)	(40.0%)	(33.3%)	+5						
Totals.....	200	20-43	9-22	21-32	34	19	11	19	5	9	70

Officials: Charles Bridwell, Bruce Bell, Tony Whisnant. Technical Fouls: None. Deadball Rebounds: Furman 4, Erskine 4.

GAME 15 Georgia Southern
January 17, 2004
Greenville, S.C.
Attendance: 2,121

Furman 32 35 — 67
Georgia Southern 30 41 — 71

FURMAN (67)...8-7, 0-4 SoCon

	MIN	FG-FGA	3P-3PA	FT-FTA	REB	F	A	TO	BK	ST	PTS
Ndoye, f.....	32	6-10	1-3	2-2	5	2	3	0	1	1	15
Sanders, f.....	32	0-4	0-1	0-0	2	0	2	2	0	1	0
Pojatina, c.....	7	1-2	0-0	0-0	1	2	1	2	1	0	2
Carter, g.....	29	5-7	0-1	3-7	5	3	3	4	0	4	13
Bostain, g.....	27	4-9	1-4	1-1	6	0	3	2	0	1	10
Diagne.....	20	5-10	0-0	0-0	5	3	0	1	1	0	10
Webb.....	23	3-6	2-4	0-0	1	1	1	5	0	0	8
Carson.....	+0	0-0	0-0	0-0	0	0	0	0	0	0	0
Prowell.....	30	4-9	0-2	1-2	5	2	2	2	1	0	9
Price.....	+0	0-0	0-0	0-0	0	0	0	0	0	0	0
Team		(49.1%)	(26.7%)	(58.3%)	+3						
Totals.....	200	28-47	4-15	7-12	33	13	15	18	4	7	67

GEORGIA SOUTHERN (71)...12-3, 3-1 SoCon

	MIN	FG-FGA	3P-3PA	FT-FTA	REB	F	A	TO	BK	ST	PTS
Olivier, f.....	13	1-3	0-0	0-0	1	0	1	1	0	0	2
Bennett, f.....	30	6-7	0-0	2-2	3	4	1	1	0	0	14
Nesbit, g.....	34	4-14	2-8	4-5	7	2	6	2	0	2	14
Williams, g.....	28	2-7	1-6	0-0	1	2	5	2	0	3	5
Fleming, g.....	21	2-8	0-2	0-0	7	0	2	3	0	1	4
Gennie.....	7	1-2	0-0	0-0	0	0	1	1	0	0	2
Mobley.....	12	0-2	0-1	0-0	0	1	1	1	0	1	0
Gibson.....	18	5-8	4-6	0-0	3	3	0	1	0	1	14
Francois.....	23	7-10	0-0	2-2	6	3	0	1	0	0	16
Byams.....	14	0-2	0-0	0-2	3	2	2	0	0	0	0
Team		(44.4%)	(30.4%)	(72.7%)	+4						
Totals.....	200	28-63	7-23	8-11	35	17	19	13	0	8	71

Officials: Doug Simons, Rick Ridenhour, Antonio Petty. Technical Fouls: None. Deadball Rebounds: Georgia Southern 2, Furman 2.

GAME 16 The Citadel
January 19, 2004
Charleston, S.C.
Attendance: 1,190

Furman 35 41 — 76
The Citadel 31 30 — 61

FURMAN (76)...9-7, 1-4 SoCon

	MIN	FG-FGA	3P-3PA	FT-FTA	REB	F	A	TO	BK	ST	PTS
Ndoye, f.....	31	9-13	6-8	3-4	2	3	1	1	0	1	27
Sanders, f.....	27	2-4	0-2	4-6	11	2	4	0	2	1	8
Pojatina, c.....	7	0-1	0-0	0-0	0	4	0	0	1	0	0
Carter, g.....	32	5-8	1-2	4-5	7	0	2	1	0	3	15
Bostain, g.....	25	2-5	0-2	2-4	3	2	5	2	0	3	6
Diagne.....	25	5-8	0-0	0-2	4	1	0	1	0	3	10
Webb.....	25	2-8	1-4	5-6	3	2	1	4	0	2	10
Punch.....	1	0-0	0-0	0-0	0	0	0	0	0	0	0
Carson.....	4	0-2	0-2	0-0	0	0	0	0	0	0	0
Prowell.....	20	0-3	0-2	0-3	4	2	0	2	0	1	0
Price.....	3	0-0	0-0	0-0	0	0	0	0	0	0	0
Team		(48.1%)	(36.4%)	(60.0%)	+2						
Totals.....	200	25-52	8-22	18-30	36	16	13	12	3	14	76

THE CITADEL (61)...4-12, 0-5 SoCon

	MIN	FG-FGA	3P-3PA	FT-FTA	REB	F	A	TO	BK	ST	PTS
Everhart, f.....	36	3-7	0-0	3-4	7	0	2	2	0	0	9
Mombollet, f.....	38	5-8	1-2	6-6	1	4	1	0	0	2	17
Davis, f.....	30	0-4	0-3	0-0	5	5	2	4	1	1	0
Terry, g.....	30	4-15	3-8	0-3	4	3	4	3	0	1	11
Hammack, g.....	26	3-8	0-2	2-2	6	4	2	4	0	0	8
Wilson.....	25	5-9	4-7	0-0	0	4	0	3	0	2	14
Miller.....	9	1-3	0-0	0-0	2	2	0	0	0	0	2
Thompson.....	3	0-0	0-0	0-0	0	0	0	1	0	0	0
Xia.....	3	0-0	0-0	0-0	1	2	0	1	0	0	0
Team		(38.9%)	(36.4%)	(73.3%)	+8						
Totals.....	200	21-54	8-22	11-15	34	24	11	19	1	6	61

Officials: Donnie Gray, Doug Simons. Technical Fouls: None. Deadball Rebounds: Furman 5, The Citadel 1.

GAME 17 Wofford
January 24, 2004
Greenville, S.C.
Attendance: 2,564

Furman 49 42 — 91
Wofford 25 30 — 55

FURMAN (91)...10-7, 2-4 SoCon

	MIN	FG-FGA	3P-3PA	FT-FTA	REB	F	A	TO	BK	ST	PTS
Ndoye, f	31	11-17	2-3	4-5	6	1	2	1	1	1	28
Sanders, f	22	5-7	1-2	0-0	5	2	3	0	0	1	11
Pojatina, c	13	2-5	0-0	3-4	3	2	3	0	0	0	7
Carter, g	26	3-5	3-3	1-3	2	2	6	0	0	4	10
Bostain, g	23	2-2	1-1	3-4	5	1	4	1	0	1	8
Diagne	21	2-5	0-1	2-2	5	3	0	2	0	2	6
Webb	27	3-7	1-3	2-4	1	1	4	4	0	2	9
Sperry	2	0-0	0-0	0-0	0	1	0	0	0	1	0
Punch	16	2-4	1-2	0-1	2	3	1	1	0	3	5
Carson	7	1-3	0-2	2-2	0	0	1	2	0	0	4
Van De Laar	4	0-0	0-0	1-2	1	1	0	0	0	0	1
Price	8	1-3	0-0	0-0	1	3	0	1	0	1	2
Team		(55.2%) (52.9%) (66.7%)		+6							
Totals	200	32-58	9-17	18-27	37	20	24	12	1	16	91

WOFFORD (55)...6-11, 2-4 SoCon

	MIN	FG-FGA	3P-3PA	FT-FTA	REB	F	A	TO	BK	ST	PTS
Wikerson, f	23	3-5	0-2	1-2	7	3	0	3	0	0	7
Berg, f	22	6-10	0-1	2-5	6	0	0	3	0	0	14
Eaton, g	23	0-4	0-2	0-0	2	3	0	1	0	0	0
Fields, g	12	1-3	0-0	0-1	0	1	1	2	0	3	2
Marshall, g	24	2-4	1-3	0-0	0	3	0	3	1	0	5
Ingram	12	0-1	0-1	0-0	1	1	0	0	0	0	0
Borders	11	1-4	0-1	0-0	1	3	2	5	0	0	2
Sheehan	6	1-2	1-2	0-0	0	0	0	1	0	0	3
Tarr	11	0-0	0-0	0-0	2	1	0	0	0	0	0
Taylor	16	4-5	1-2	1-5	2	0	2	2	2	0	10
Belton	16	0-1	0-1	2-2	0	1	3	1	0	0	2
Daniels	18	2-5	2-4	0-0	3	4	1	4	1	1	6
Team		(46.7%) (26.3%) (42.1%)		+3							
Totals	200	21-45	5-19	8-19	28	23	9	25	4	4	55

Officials: Allan Hawkins, William Cheek, Jerry Hill. Technical Fouls: None. Deadball Rebounds: Furman 3, Wofford 2.

GAME 18 Chattanooga
January 26, 2004
Greenville, S.C.
Attendance: 1,413

Furman 33 35 — 68
Chattanooga 31 46 — 77

FURMAN (68)...10-8, 2-5 SoCon

	MIN	FG-FGA	3P-3PA	FT-FTA	REB	F	A	TO	BK	ST	PTS
Ndoye, f	28	2-8	1-6	3-4	2	4	0	1	1	0	8
Sanders, f	34	2-6	0-1	2-3	9	2	4	1	0	1	6
Pojatina, c	18	2-7	0-0	0-0	6	2	2	3	4	0	4
Carter, g	26	4-7	2-4	0-0	7	2	2	4	0	1	10
Bostain, g	28	3-11	0-4	4-5	5	2	2	1	0	2	10
Diagne	18	1-6	0-1	2-2	4	2	1	0	0	0	4
Webb	26	4-11	3-9	0-0	4	2	3	5	0	0	11
Earle	10	4-8	2-5	0-0	3	2	0	2	0	0	10
Punch	12	1-2	0-1	3-4	3	0	1	1	0	0	5
Price	+0	0-1	0-0	0-0	0	0	0	0	0	0	0
Team		(34.3%) (25.8%) (77.8%)		+5							
Totals	200	23-67	8-31	14-18	48	18	15	18	5	4	68

CHATTANOOGA (77)...12-7, 5-3 SoCon

	MIN	FG-FGA	3P-3PA	FT-FTA	REB	F	A	TO	BK	ST	PTS
Champion, f	37	6-14	2-3	6-6	10	2	1	1	0	3	20
Katelynas, f	14	2-3	0-0	0-0	3	1	0	0	0	2	4
Brown, f	21	2-7	1-4	0-0	4	3	0	0	1	2	5
Trowell, g	35	5-9	0-2	4-5	2	5	6	2	0	0	14
Rogan, g	31	5-13	0-2	1-1	4	0	1	3	0	3	11
Pugh	26	6-14	1-3	3-4	8	1	1	1	2	2	16
Richardson	12	2-3	1-2	0-0	1	1	0	1	0	0	5
Matthews	15	1-3	0-0	0-0	3	2	2	1	0	0	2
Long	5	0-0	0-0	0-0	0	0	0	0	0	0	0
Walton	+0	0-0	0-0	0-0	0	0	0	0	0	0	0
Anderson	4	0-0	0-0	0-0	1	2	0	0	0	0	2
Team		(43.9%) (31.3%) (87.5%)		+3							
Totals	200	29-66	5-16	14-16	39	17	11	9	3	12	77

Officials: Sean Hull, Orlando Poole, Tony Greene. Technical Fouls: None. Deadball Rebounds: Furman 0, Chattanooga 0

GAME 19 Appalachian State
January 31, 2004
Greenville, S.C.
Attendance: 2,582

Furman 46 39 — 85
Appalachian State 23 51 — 74

FURMAN (85)...11-8, 3-5 SoCon

	MIN	FG-FGA	3P-3PA	FT-FTA	REB	F	A	TO	BK	ST	PTS
Ndoye, f	32	4-8	2-5	2-2	7	3	3	5	0	0	12
Sanders, f	27	3-6	2-3	1-3	6	3	2	1	0	0	9
Pojatina, c	20	2-3	0-0	0-0	5	1	0	2	3	0	4
Carter, g	33	6-12	2-5	6-8	1	2	4	3	0	1	20
Bostain, g	29	3-9	0-0	10-11	5	2	4	3	0	3	16
Diagne	24	2-4	0-0	5-6	9	1	1	4	1	0	9
Webb	12	2-3	2-3	0-0	1	4	3	3	0	1	6
Earle	14	3-5	1-3	0-0	3	1	0	2	0	1	7
Punch	9	1-2	0-1	0-0	2	1	0	0	0	0	2
Team		(50.0%) (45.0%) (80.0%)		+3							
Totals	200	26-52	9-20	24-30	42	18	17	23	4	6	85

APPALACHIAN STATE (74)...8-13, 3-5 SoCon

	MIN	FG-FGA	3P-3PA	FT-FTA	REB	F	A	TO	BK	ST	PTS
Mitchell, f	26	2-5	0-0	3-4	4	3	0	1	0	1	7
H. Jones, f	17	7-10	0-0	0-0	7	1	0	0	1	0	14
McFarland, f	22	5-14	0-2	1-1	1	2	0	1	0	3	11
Davis, g	23	4-12	2-6	2-2	5	3	3	6	0	1	12
Brown, g	12	1-4	0-1	0-0	0	2	0	0	0	2	2
Scott	16	2-2	0-0	1-1	1	1	0	1	0	0	5
Smith	13	1-2	0-0	0-1	5	3	0	1	0	0	2
Cranford	8	1-2	1-2	0-0	2	0	1	1	0	0	3
Thompson	20	3-7	0-4	1-1	1	1	3	2	0	5	7
M. Jones	27	5-11	1-6	0-0	0	3	1	1	0	1	11
Thomas	7	0-2	0-0	0-0	2	1	0	0	0	0	0
Deas	9	0-1	0-0	0-0	1	4	0	1	0	0	0
Team		(43.1%) (19.0%) (80.0%)		+3							
Totals	200	31-72	4-21	8-10	32	24	8	15	1	13	74

Officials: Gary Wall, Raymond Styons, Dave Davis. Technical Fouls: None. Deadball Rebounds: Appalachian State 1, Furman 0

GAME 20 Elon
February 2, 2004
Elon, N.C.
Attendance: 917

Furman 33 27 — 60
Elon 38 29 — 67

FURMAN (60)...11-9, 3-6 SoCon

	MIN	FG-FGA	3P-3PA	FT-FTA	REB	F	A	TO	BK	ST	PTS
Ndoye, f	30	5-15	1-5	1-4	8	3	0	0	0	0	12
Sanders, f	33	3-3	0-0	2-2	2	1	1	3	0	0	8
Pojatina, c	14	0-1	0-0	0-0	0	3	1	0	0	0	0
Carter, g	34	2-7	1-4	4-4	4	2	1	2	0	3	9
Bostain, g	27	5-9	1-3	2-4	3	1	5	1	0	1	13
Diagne	22	4-6	0-1	0-0	3	1	0	3	0	2	8
Webb	26	3-7	3-5	0-0	2	2	2	0	0	1	9
Earle	10	0-3	0-2	1-2	0	2	1	1	0	0	2
Punch	4	0-0	0-0	0-1	0	0	1	0	0	0	0
Team		(43.1%) (30.0%) (58.8%)		+3							
Totals	200	22-51	6-20	10-17	25	15	12	9	0	7	60

ELON (67)...8-13, 4-5 SoCon

	MIN	FG-FGA	3P-3PA	FT-FTA	REB	F	A	TO	BK	ST	PTS
Kirby, f	19	3-3	0-0	0-1	6	1	0	0	0	0	6
Atoyebi, f	31	3-8	0-0	5-6	6	4	0	2	0	0	11
Rice, g	35	8-10	4-4	0-0	3	3	2	1	0	1	20
Nowlin, g	18	1-3	1-2	4-4	4	4	1	0	1	0	7
Harvin, g	31	2-7	0-3	0-0	3	0	2	2	1	2	4
Watson	18	2-3	0-0	1-2	2	2	6	3	0	0	5
Gamble	10	1-1	0-0	2-2	2	2	0	2	0	0	4
Jones	17	2-5	0-0	0-0	1	1	2	3	0	0	4
Chalko	21	3-6	0-2	0-0	1	1	0	0	0	0	6
Team		(54.3%) (45.5%) (80.0%)		+4							
Totals	200	25-46	5-11	12-15	32	18	13	13	2	3	67

Officials: Zelton Steed, Jamie Luckie, Tim Nestor. Technical Fouls: None. Deadball Rebounds: Furman 3, Elon 1.

GAME 21 Georgia Southern
February 7, 2004
Statesboro, Ga.
Attendance: 3,242

Furman	33	44	—	77
Georgia Southern	37	35	—	72

FURMAN (77)...12-9, 4-6 SoCon

	MIN	FG-FGA	3P-3PA	FT-FTA	REB	F	A	TO	BK	ST	PTS
Ndoye, f	34	9-14	3-4	5-6	4	2	1	5	0	3	26
Sanders, f	28	2-6	0-2	1-2	6	3	6	0	1	0	5
Pojatina, c	10	0-1	0-0	1-2	1	4	1	1	0	0	1
Carter, g	32	4-7	0-1	4-5	6	5	2	5	0	4	12
Bostain, g	25	3-8	0-1	5-6	4	3	1	3	1	3	11
Diagne	22	3-6	0-0	1-2	6	3	0	2	1	0	7
Webb	22	2-3	2-3	2-2	4	1	2	2	0	2	8
Earle	3	0-0	0-0	0-0	0	1	0	1	0	0	0
Prowell	24	2-6	1-3	2-4	5	2	0	0	1	0	7
Team		(49.0%)	(42.9%)	(72.4%)	+5						
Totals	200	25-51	6-14	21-29	41	24	13	19	4	12	77

GEORGIA SOUTHERN (72)...17-4, 9-1 SoCon

	MIN	FG-FGA	3P-3PA	FT-FTA	REB	F	A	TO	BK	ST	PTS
Olivier, f	17	3-5	0-0	3-4	4	3	1	1	2	0	9
Bennett, f	27	9-10	0-0	4-9	11	3	0	2	0	2	22
Nesbitt, f	33	5-19	4-11	2-2	4	3	2	1	0	2	16
Williams, g	31	2-10	2-8	1-2	5	3	9	4	0	1	7
Fleming, g	20	3-8	0-2	0-1	4	2	2	3	2	1	6
Gennie	5	1-2	0-1	0-0	0	0	0	0	0	1	5
Mobley	13	1-1	0-0	0-0	0	2	0	2	0	1	2
Gibson	18	0-6	0-4	1-2	2	3	0	1	0	0	1
Francois	28	2-9	0-0	3-4	10	2	0	1	0	3	7
Byams	8	0-1	0-0	0-0	1	2	0	1	0	0	0
Team		(36.6%)	(23.1%)	(58.3%)	+2						
Totals	200	26-71	6-26	14-24	43	23	14	16	4	11	72

Officials: Carlos Reyes, Brian Forte, Charles Bridwell. **Technical Fouls:** None. **Deadball Rebounds:** Furman 3, Ga. Southern 2.

GAME 22 Davidson
February 10, 2004
Greenville, S.C.
Attendance: 2,180

Furman	26	47	—	73
Davidson	44	39	—	83

FURMAN (73)...12-10, 4-7 SoCon

	MIN	FG-FGA	3P-3PA	FT-FTA	REB	F	A	TO	BK	ST	PTS
Ndoye, f	34	7-19	4-10	3-5	8	3	0	1	0	0	21
Sanders, f	25	1-2	0-1	0-0	7	1	3	4	2	1	2
Pojatina, c	11	0-1	0-0	2-2	1	3	0	1	3	0	2
Carter, g	32	0-6	0-1	3-4	3	3	5	1	0	0	3
Bostain, g	20	2-8	1-2	2-2	3	1	1	1	0	1	7
Diagne	24	4-8	3-4	0-2	9	1	1	1	0	1	11
Webb	27	5-9	3-7	0-0	3	1	3	3	0	1	13
Earle	7	1-4	1-2	0-0	1	1	0	1	0	0	3
Punch	+0	1-1	0-0	0-0	1	0	0	0	0	0	2
Prowell	14	3-6	2-3	1-1	2	5	4	1	1	1	9
Price	6	0-0	0-0	0-0	0	1	0	0	0	0	0
Team		(37.5%)	(46.7%)	(68.8%)	+0						
Totals	200	24-64	14-30	11-16	38	20	17	14	6	5	73

DAVIDSON (83)...12-11, 7-5 SoCon

	MIN	FG-FGA	3P-3PA	FT-FTA	REB	F	A	TO	BK	ST	PTS
Booker, f	26	1-3	0-0	0-0	3	3	8	3	0	2	2
Grace, f	30	2-6	2-3	0-0	6	0	1	0	0	1	6
Kosmalski, c	35	5-6	1-1	5-8	13	3	2	1	0	0	16
McKillop, g	29	4-10	4-8	2-2	0	2	1	4	0	2	14
Winters, g	35	9-17	4-8	5-6	7	2	3	4	0	1	27
Eho	1	0-0	0-0	0-0	0	2	0	0	0	0	0
Grant	22	2-4	2-2	2-2	5	3	3	4	0	0	8
Summers	+0	0-0	0-0	0-0	0	0	0	1	0	0	0
Johnson	15	4-7	2-3	0-1	0	3	1	1	0	0	10
Ivory	2	0-0	0-0	0-0	0	0	0	0	0	0	0
Blancett	5	0-2	0-1	0-0	1	1	0	0	0	0	0
Team		(49.1%)	(57.7%)	(73.7%)	+3						
Totals	200	27-55	15-26	14-19	38	19	19	18	0	6	83

Officials: Mike Wood, Gary Maxwell, Tony Greene. **Technical Fouls:** None. **Deadball Rebounds:** Furman 1, Davidson 1.

GAME 23 Wofford
February 14, 2004
Spartanburg, S.C.
Attendance: 2,874

Furman	35	42	—	77
Wofford	34	39	—	73

FURMAN (77)...13-10, 5-7 SoCon

	MIN	FG-FGA	3P-3PA	FT-FTA	REB	F	A	TO	BK	ST	PTS
Ndoye, f	37	8-12	3-4	6-8	5	3	4	3	0	3	25
Sanders, f	19	1-2	0-0	2-3	7	4	1	2	0	1	4
Pojatina, c	18	2-4	0-0	0-2	3	5	1	1	2	1	4
Carter, g	30	2-6	0-1	7-9	2	3	6	2	0	0	11
Bostain, g	28	1-5	0-1	4-4	4	1	0	1	0	0	6
Diagne	10	3-3	1-1	0-0	0	3	0	2	0	0	7
Webb	27	2-6	2-4	0-0	4	0	2	3	0	0	6
Earle	8	0-0	0-0	0-0	1	1	0	1	0	0	0
Prowell	23	6-10	0-2	202	2	3	0	2	0	2	14
Team		(52.1%)	(46.2%)	(75.0%)	+6						
Totals	200	24-64	14-30	11-16	38	20	17	14	6	5	73

WOFFORD (73)...8-16, 4-9 SoCon

	MIN	FG-FGA	3P-3PA	FT-FTA	REB	F	A	TO	BK	ST	PTS
Wilkerson, f	23	7-8	0-0	5-8	5	4	2	2	0	0	19
Berg, f	24	4-8	0-1	2-5	5	1	2	2	0	2	10
Borders, g	16	1-4	0-1	3-4	1	2	2	3	0	2	5
Taylor, g	29	2-4	0-2	1-2	0	3	3	3	1	1	5
Fields, g	15	1-1	0-0	2-2	3	1	1	1	0	0	4
Stephens	10	0-1	0-1	0-1	0	2	1	0	0	0	0
Tarr	7	0-2	0-1	0-0	1	1	0	1	0	0	0
Eaton	24	4-9	0-2	0-0	2	2	2	1	0	1	8
Marshall	25	3-7	1-3	2-2	2	5	0	0	1	3	9
Belton	+0	0-0	0-0	0-0	0	0	0	0	0	0	0
Daniels	25	4-9	3-6	3-4	7	3	2	0	3	0	13
Ihekweazu	2	0-0	0-0	0-0	0	0	0	0	0	0	0
Team		(49.1%)	(23.5%)	(63.0%)	+0						
Totals	200	26-53	4-17	17-27	26	24	15	14	5	9	73

Officials: Bobby Pennington, Bruce Bell, Charles Bridwell. **Technical Fouls:** None. **Deadball Rebounds:** Wofford 4, Furman 3.

GAME 24 Western Carolina
February 16, 2004
Cullowhee, N.C.
Attendance: 1,549

Furman	31	41	—	72
Western Carolina	21	42	—	63

FURMAN (72)...14-10, 6-7 SoCon

	MIN	FG-FGA	3P-3PA	FT-FTA	REB	F	A	TO	BK	ST	PTS
Ndoye, f	25	7-9	4-6	1-2	5	3	2	4	0	1	19
Sanders, f	29	0-3	0-1	0-0	8	2	3	0	0	0	0
Pojatina, c	8	0-1	0-0	0-0	0	0	0	0	1	0	0
Carter, g	34	5-7	2-3	3-3	6	1	5	1	0	1	15
Bostain, g	30	5-10	1-2	7-9	3	0	2	2	0	2	18
Diagne	14	2-4	0-0	1-2	5	2	0	1	0	0	5
Webb	20	1-6	1-6	0-0	1	1	2	3	0	0	3
Earle	12	0-2	0-2	0-0	0	0	0	2	0	0	0
Prowell	28	5-12	0-3	2-3	6	2	0	1	2	1	12
Team		(46.3%)	(34.8%)	(73.7%)	+6						
Totals	200	25-54	8-23	14-19	38	11	14	14	3	6	72

WESTERN CAROLINA (63)...12-12, 5-8 SoCon

	MIN	FG-FGA	3P-3PA	FT-FTA	REB	F	A	TO	BK	ST	PTS
Muirhead, f	16	5-10	0-0	0-0	7	3	0	1	0	2	10
Berghoefer, f	31	4-9	0-0	5-6	9	3	1	1	0	1	13
Atsurg, g	35	5-12	4-9	0-0	4	1	0	1	0	2	14
Martin, g	26	6-13	0-2	0-0	4	0	0	3	0	0	12
Greathouse, g	28	1-7	1-7	0-0	3	3	3	1	0	0	3
Outing	21	4-10	0-0	1-2	7	2	1	2	0	0	9
Johnson	16	0-1	0-0	0-0	1	1	2	0	0	0	0
Osipovitch	14	0-2	0-1	0-0	0	2	1	0	0	0	0
Woodyard	13	0-4	0-0	2-2	1	1	0	0	0	1	2
Team		(36.8%)	(26.3%)	(80.0%)	+2						
Totals	200	25-68	5-19	8-10	38	16	8	9	0	6	63

Officials: Keith Maxwell, Jamie Luckie, Doug Simmons. **Technical Fouls:** Muirhead. **Deadball Rebounds:** Western Carolina 2, Furman 1.

GAME The Citadel
February 21, 2004
Greenville, S.C.
25
Attendance: 3,487

Furman	30	30	—	60
The Citadel	21	26	—	47

FURMAN (60)...15-10, 7-7 SoCon

	MIN	FG-FGA	3P-3PA	FT-FTA	REB	F	A	TO	BK	ST	PTS
Ndoye, f	31	6-12	2-5	6-6	7	2	2	0	0	1	20
Sanders, f	30	2-7	0-2	2-4	6	4	4	0	0	0	6
Pojatina, c	9	1-3	0-0	0-0	3	2	0	2	1	1	2
Carter, g	34	2-7	2-4	2-2	2	0	6	1	0	2	8
Bostain, g	21	0-2	0-1	1-2	1	2	1	3	0	0	1
Diagne	25	5-7	1-1	1-3	8	1	0	1	2	0	12
Webb	25	1-7	1-6	0-0	0	2	4	1	0	1	3
Earle	4	0-1	0-1	0-0	0	0	0	0	0	0	0
Punch	6	1-1	0-0	0-0	1	0	0	0	0	0	2
Carson	+0	0-0	0-0	0-0	0	0	0	0	0	0	0
Prowell	14	3-3	0-0	0-0	1	4	0	1	3	0	6
Price	1	0-0	0-0	0-0	1	0	0	1	0	0	0
Team		(42.0%)	(30.0%)	(70.6%)	+6	1					
Totals	200	21-50	6-20	12-17	36	18	17	10	6	5	60

THE CITADEL (47)...4-21, 0-14 SoCon

	MIN	FG-FGA	3P-3PA	FT-FTA	REB	F	A	TO	BK	ST	PTS
Everhart, f	25	2-7	0-1	0-0	6	5	0	1	0	0	4
Mombollet, f	35	1-3	0-0	0-1	5	3	2	1	2	1	2
Xia, f	31	1-2	0-0	4-4	4	5	0	1	1	0	6
Terry	30	5-12	3-8	0-0	1	2	1	0	0	1	13
Hammack	36	2-11	1-4	9-11	5	1	2	10	0	2	14
Fowler	2	0-0	0-0	0-0	0	0	0	0	0	0	0
Young	8	0-0	0-0	0-0	0	0	1	1	0	0	0
Davis	15	0-2	0-2	0-0	1	2	0	1	0	0	0
Miller	+0	0-0	0-0	0-0	0	1	0	0	0	0	0
Thompson	18	2-7	2-4	2-2	2	2	0	0	0	0	8
Team		(29.5%)	(31.6%)	(83.3%)	+5						
Totals	200	13-44	6-19	15-18	29	21	6	15	3	4	47

Officials: Jerry Hill, Dan Styffeler, Scott Smith. **Technical Fouls:** Sanders, Bench. **Deadball Rebounds:** Furman 2, The Citadel 1.

GAME College of Charleston
February 25, 2004
Greenville, S.C.
26
Attendance: 1,928

Furman	24	34	—	57
College of Charleston ..	31	26	—	58

FURMAN (58)...16-10, 8-7 SoCon

	MIN	FG-FGA	3P-3PA	FT-FTA	REB	F	A	TO	BK	ST	PTS
Ndoye, f	36	3-13	0-4	0-0	9	1	0	0	1	1	6
Sanders, f	30	3-7	1-1	0-0	8	1	2	0	0	1	7
Pojatina, c	11	1-3	0-0	0-0	1	3	1	1	0	0	2
Carter, g	34	1-5	1-4	2-7	5	2	6	3	0	0	5
Carson, g	4	0-0	0-0	0-0	0	0	0	0	0	0	0
Diagne	22	9-9	2-2	3-4	6	2	1	2	1	0	23
Bostain	24	3-7	0-2	2-2	4	0	0	2	0	1	8
Webb	18	2-5	1-3	0-0	2	1	2	3	0	0	5
Earle	2	0-0	0-0	0-0	0	0	0	0	0	0	0
Prowell	19	1-5	0-1	0-0	2	1	0	3	1	0	2
Team		(42.6%)	(29.4%)	(53.8%)	+4	1					
Totals	200	23-54	5-17	7-13	41	11	12	15	3	3	58

COLLEGE OF CHARLESTON (57)...18-8, 10-5 SoCon

	MIN	FG-FGA	3P-3PA	FT-FTA	REB	F	A	TO	BK	ST	PTS
Mobley, f	32	7-14	3-7	1-5	9	3	2	09	0	1	18
Benton, c	30	4-6	0-0	4-6	3	1	1	0	2	1	12
Mitchell, g	34	5-9	4-5	2-4	3	2	1	3	0	1	16
S. Jackson, g	29	2-6	0-2	0-2	3	2	3	5	0	1	4
Johnson, g	32	1-5	1-5	0-0	3	4	4	0	0	3	3
Hollis	13	1-3	0-1	0-0	1	0	0	1	0	1	2
B. Jackson	11	1-4	0-0	0-0	2	3	1	1	0	0	2
Swain	12	0-4	0-2	0-0	0	1	0	0	0	0	0
Coaxum	1	0-1	0-0	0-0	0	0	0	0	0	0	0
Weurding	6	0-0	0-0	0-0	2	2	0	1	1	0	0
Team		(40.4%)	(36.4%)	(41.2%)	+3						
Totals	200	21-52	8-22	7-17	29	18	12	11	3	8	57

Officials: Ramie Styons, Michael Stuart, Everette Summers. **Technical Fouls:** None. **Deadball Rebounds:** Furman 4, College of Charleston 3.