



**Game 13 — Saturday, January 10, 2004**  
**Furman Paladins (7-5, 0-2 SoCon) vs. College of Charleston Cougars (10-2, 2-0 SoCon)**  
**John Kresse Arena (3,500), Charleston, South Carolina, 6:15 EST**  
**Comcast-Charter Sports Southeast Television (CSS)**  
**WGOG-FM 96.3 (Greenville), YahooBroadcast.com**



| Furman Paladins (146 Sagarin/219 RPI as of 1/2/04)  |   | ppg  | rpg  | Notes  |
|---|---|------|------|--|
| G 3   | Tony Carter ..... 6-0 .. 170 .. So..... Burlington, N.C. ....       | 8.9  | *4.1 | FU assists (49), steals (22) leader; 9x18 3PPGs (.500) last 5 games              |
| G 4   | Robby Bostain ..... 6-3 .. 185 .. R-Fr. Duluth, Ga. ....            | 10.5 | 4.5  | 13.1 ppg last 7 games; only 10 fouls in 287 minutes of action                    |
| F 5   | Maleye Ndoye ..... 6-8 .. 205 .. Sr..... Dakar, Senegal ..... 15.1  | 5.7  |      | FU leading scorer; career high 32 pts. vs. James Madison & Minnesota             |
| F 41  | Nick Sanders ..... 6-7 .. 215 .. Jr..... Leavenworth, Kan. .. 6.7   | 5.9  |      | FU leading rebounder; 10 pts., 11 rebs. vs. ETSU                                 |
| C 10  | Marijan Pojatina .... 6-11 205 .. Sr..... Zagreb, Croatia ..... 3.6 | 3.4  |      | 92 career blocks; 13 pts., 8 rebs., 4 blk., 2 ast. last 2 games                  |
|   |   |      |      |  |
| G 13  | Eric Webb ..... 6-2 .. 185 .. Fr..... Grand Rapids, Minn. 10.2      | 3.0  |      | 14x27 FGs (11x21 3PPGs, .523) last 5 games; 9 ast. vs. Lipscomb; 20 pts. vs. OSU |
| F 32  | Quan Prowell ..... 6-8 .. 210 .. Fr..... Columbus, Ga. .... 11.6    | 4.4  |      | JITB Classic MVP; 18 pts., 4x6 3PPGs vs. Lipscomb; .604 FG%, 9x17 3PPG (.529)    |
| * Assists<br>Larry Davis (Asbury '78), 83-106 (7th Year at FU), 83-106 (7th Year Overall) |   |      |      |  |

**FURMAN-COLLEGE OF CHARLESTON  
SERIES INFORMATION  
(Furman leads 38-21)**

↖ Saturday's Furman-College of Charleston game will mark the 60th meeting between the Paladins and Cougars in a series that got its start with a 34-23 Furman win in Charleston during the 1919-20 season. Since the Cougars joined the Southern Conference in 1998, however, Furman has gone 1-11 versus CofC, with the only victory (44-43) coming in the semifinals of the 2002 league tournament. Last year the Cougars defeated Furman 59-52 in Charleston and 64-53 in Greenville. In all games played in Charleston, Furman holds an 18-11 advantage; in Greenville, the Paladins are 19-9. Furman is 1-1 versus College of Charleston on neutral courts.

**2003-04 SOUTHERN CONFERENCE STANDINGS/SCHEDULE**

| North Division       | Conference  | Overall     | Saturday, January 10                 |
|----------------------|-------------|-------------|--------------------------------------|
| East Tennessee State | 2 - 0 1.000 | 9 - 4 .692  | Wofford @ Appalachian State, 3:30    |
| Appalachian State    | 2 - 0 1.000 | 7 - 8 .467  | Furman @ College of Charleston, 6:15 |
| Chattanooga          | 1 - 1 .500  | 8 - 5 .615  | Davidson @ Chattanooga, 7:00         |
| Western Carolina     | 1 - 1 .500  | 7 - 5 .583  | E. Tenn. St. @ UNC Greensboro, 7:00  |
| UNC Greensboro       | 1 - 1 .500  | 4 - 8 .333  | Elon @ Western Carolina, 7:00        |
| Elon                 | 1 - 1 .500  | 4 - 9 .307  | The Citadel @ Georgia Southern, 7:30 |
|                      |             |             |                                      |
| South Division       | Conference  | Overall     |                                      |
| Coll. of Charleston  | 2 - 0 1.000 | 10 - 2 .833 |                                      |
| Georgia Southern     | 1 - 1 .500  | 9 - 3 .750  |                                      |
| Davidson             | 1 - 1 .500  | 6 - 7 .461  |                                      |
| Furman               | 0 - 2 .000  | 7 - 5 .583  |                                      |
| The Citadel          | 0 - 2 .000  | 4 - 9 .307  |                                      |
| Wofford              | 0 - 2 .000  | 3 - 9 .250  |                                      |

↖ **NOTING THE PALADINS...**Furman hits the road Saturday for its next Southern Conference game when it faces College of Charleston in Charleston in a 6:15 game televised by Comcast-Charter Sports Southeast (CSS). The Paladins had a three-game winning streak and Timmons Arena record eight-game home winning streak snapped on Monday when they dropped a 69-68 verdict to East Tennessee State, the league's defending tournament champion. Buccaneer guard **Tim Smith** hit a short bank shot with three seconds left to give the Buccaneers the victory. Furman led 68-65 following a pair of **Nick Sanders** free throws with 37 seconds to go, but Smith's layup with 25 seconds left made it 68-67, and he delivered the game winner following a crucial Paladin turnover. The 2002-03 SoCon Freshman-of-the-Year finished the contest with a game high 22 points. Furman was paced by **Tony Carter's** 12 points and **Maleye Ndoye's** 11 points. **Nick Sanders** chipped in 10 points and matched his career high with 11 rebounds. The Paladins' 92-56 triumph over Lipscomb on Dec. 30 gave the program the Jack In The Box Furman Holiday Classic title — the program's first tournament championship of any kind since Furman knocked off Marshall 80-62 in Roanoke, Va., to win the 1980 Southern Conference title. Furman is currently averaging 73.7 ppg, which is significantly higher than last year's 66.2 ppg figure. The Paladins went 5-2 in December, including a 64-55 win at Northern Iowa (Dec. 6). One of the two losses was a narrow 70-68 setback at Ohio State (Dec. 17). Furman also came close against another Big Ten foe when it missed two game winning shots in the final eight seconds of regulation in a 91-84 overtime setback to Minnesota (Nov. 30). The Paladins shot a season high .611 percent from the field (33x54) in the win over Lipscomb, including another season high 54.8 percent from three point range (13x19). Furman's 13 made three-pointers versus Lipscomb also tied a school single game record: 13x30 vs. Marshall, 1993-94 (83-64 win) and 13x32 vs. James Madison, 1994-95 (79-72 OT win). The Paladins made 12-of-22 treys (.545) in the 70-68 loss to Ohio State on Dec. 17. In its last five games, Furman has converted .494 percent of its field goal attempts (131x265), .437 percent of its three-point shots (45x103), and .757 percent of its free throw opportunities (81x107). Furman shot just .282 from three-point range over its first seven games but is now hitting on .344 on the season beyond the arc. Freshman forward **Quan Prowell** earned Jack In The Box Furman Holiday Classic MVP honors after scoring a game high 18 points in 19 minutes of action in the 92-56 win over Lipscomb. A Columbus, Ga., product who helps comprise a very talented Paladin freshman class, he converted 7-of-10 field goal attempts against the Bison, including 4-of-6 treys. Currently the Paladins' second leading scorer (11.6 ppg), he also paces the squad in field goal percentage (.604), three-point field goal percentage (.529, 9x17), and free throw percentage (.833, 20x24). In the Paladins' 73-65 loss at UNC Greensboro on Dec. 3, he almost single-handedly kept Furman in the game with a season high 22-point outing (9-x10 FGs). He heads into the College of Charleston game having knocked down his last nine free throw attempts. **Maleye Ndoye** continues to lead Furman in scoring (15.1 ppg) thanks, in part, to a pair of career high 32-point performances. He opened the season with a 32-point effort in the Paladins' 78-72 loss at James Madison, and on Nov. 30 matched it (14x21 FGs) in a 91-84 overtime loss at Minnesota. He scored

**2003-04 FURMAN PALADINS  
RESULTS/SCHEDULE  
(7-5, 0-2 SoCon South)**

| Date                     | Opponent (TV)                      | Time         |
|--------------------------|------------------------------------|--------------|
| Nov. 22                  | @ James Madison .....              | L 72-78      |
| Nov. 24                  | SOUTHERN WESLEYAN .....            | W 77-53      |
| Nov. 26                  | GREENSBORO COLLEGE ....            | W 74-49      |
| Nov. 30                  | @ Minnesota .....                  | (ot) L 84-91 |
| Dec. 3                   | @ UNC Greensboro* .....            | L 65-73      |
| Dec. 6                   | @ Northern Iowa .....              | W 64-55      |
| Dec. 14                  | @ UNC Asheville .....              | W 60-56      |
| Dec. 17                  | @ Ohio State (ESPN) .....          | L 68-70      |
| Dec. 20                  | HIGH POINT .....                   | W 98-87      |
| FURMAN HOLIDAY CLASSIC   |                                    |              |
| Dec. 29                  | BETHUNE-COOKMAN ....               | W 62-49      |
| Dec. 30                  | LIPSCOMB .....                     | W 92-56      |
| Jan. 5                   | EAST TENNESSEE STATE* ...          | L 68-69      |
| Jan. 10                  | @ College of Charleston* (CSS) ... | 6:15         |
| Jan. 13                  | ERSKINE .....                      | 7:00         |
| Jan. 17                  | GA. SOUTHERN* (FOXSS) .....        | Noon         |
| Jan. 19                  | @ The Citadel* .....               | 7:15         |
| Jan. 24                  | WOFFORD* .....                     | 1:00         |
| Jan. 26                  | CHATTANOOGA* .....                 | 7:00         |
| Jan. 31                  | APPALACHIAN STATE* (CSS) ..        | 4:00         |
| Feb. 2                   | @ Elon* .....                      | 7:00         |
| Feb. 7                   | @ Georgia Southern* .....          | 7:30         |
| Feb. 10                  | DAVIDSON* .....                    | 7:00         |
| Feb. 14                  | @ Wofford* .....                   | 7:00         |
| Feb. 16                  | @ Western Carolina* .....          | 7:00         |
| Feb. 21                  | THE CITADEL* .....                 | 4:00         |
| Feb. 25                  | COLL. OF CHARLESTON* (CSS) ...     | 7:00         |
| Feb. 28                  | @ Davidson* .....                  | 7:00         |
| Mar. 3-6                 | SoCon Tourney .....                | TBA          |
| (North Charleston, S.C.) |                                    |              |

\* Southern Conference Game

a game high 27 points in the Paladins' 98-87 triumph over High Point (Dec. 20). Last year he averaged 5.2 ppg. His 32 points versus Minnesota was the most by an opponent at Williams Arena since Michigan's **Louis Bullock** tallied 33 versus the Gophers on Jan. 20, 1999. This past summer Ndoye helped his native Senegal to a fourth place finish in the African Championships, including a 27-point performance in a 92-77 win over Morocco. Redshirt freshman guard **Robby Bostain** also earned Jack In The Box Furman Holiday Classic all-tournament honors with a solid 17-point, 6-rebound, 4-assist performance in only 19 minutes versus Lipscomb. Included in the outing against the Bison was fine work from three-point range (3x4). Over the last seven games, he has averaged a solid 13.1 ppg. In the Paladins' 98-87 victory over High Point (Dec. 20), he cashed in on 13-of-16 free throw attempts on the way to a season high 21 points. He's also only been whistled for 10 fouls in 287 minutes of action. Sophomore guard **Tony Carter** has averaged 10.5 ppg over the past six games, included in which was a season high 18-point outing versus High Point. He's shot .486 (17x35) from the field in the last five contests and 9-of-18 from three-point range (.500). After knocking down only 14 of his first 32 free throw attempts (.438), he has also improved from the line, where he has made 9 of his last 12 (.750). Carter also leads Furman in assists (49) and steals (22). Another key performer in Furman's impressive freshman class is guard **Eric Webb**, who has blistered the nets from three-point range over the last five games (11x21, .523). In the Paladins' 92-56 rout of Lipscomb, he came off the bench to register a season high nine assists, a pair of steals, and five points in only 21 minutes of action. In the Paladins' 70-68 loss at Ohio State on Dec. 17, he tallied a season high 20 points on the strength of 6-of-8 shooting from three-point range. He ranks second only to Quan Prowell at the free throw line, having cashed in on 22-of-27 attempts (.815). Junior forward **Nick Sanders** also earned Jack In The Box All-Tournament honors. He recorded his first career double-double with 10 points and a career high 11 rebounds in the 64-55 victory over Northern Iowa on Dec. 6 and hit the standard again on Monday versus East Tennessee State with 10 points and 11 rebounds. Sanders took four stitches following the Ohio State game after receiving a flagrant elbow to the face in the second half from the Buckeyes' **Matt Sylvester**, who was subsequently suspended for one game by the OSU coaching staff. Ironically, Sanders, who suffered a broken nose in the preseason, was whistled for a blocking foul after receiving the flagrant elbow, falling to the floor, and covering his head. Freshman forward **Moussa Diagne** (pronounced "Jine") contributed a season high 12 points, five rebounds, a block and a steal in 18 minutes against Lipscomb. Senior center **Marijan Pojatina** now has 93 blocks in his career, which ranks him fourth on Furman's all-time ledger alongside **Brian Edwards** (1990-94). Heading into Saturday's game versus College of Charleston, 48.0 percent (428 points) of Furman's scoring is coming from its freshman class, which currently boasts three of the team's top four scorers. Of the 13 active players in Furman's program, nine count a year or less of collegiate experience, and five are freshmen. Furman announced

the signing of 6-foot-2 wing guard **Jadee Jones** from Apple Valley, Minn., in November. As a junior at DeLaSalle (Minn.) High School, he averaged 18.0 ppg, shot 45.0 percent from three-point range, and earned all-state honors. This year he is attending Hopkins High School in Minneapolis. Last year's 8-8 Southern Conference South Division mark represented the program's first .500 conference campaign since the 1991-92 season (9-5) and first non-losing league record since the SoCon went to divisional play in 1994-95. Furman's biggest win a year ago was an 84-71 triumph over eventual league tournament champion East Tennessee State in Johnson City. Furman was a consensus preseason No. 5 pick in separate polls by league head coaches and media in the six-team south division. The Paladins lost their top four scorers and three leading rebounders from a year ago, including forward **Karim Souchu** (19.5 ppg/4.5 rpg), who completed his career with 2,014 points, good for fourth place on Furman's all-time scoring chart. Furman also graduated point guard **Guilherme Da Luz** (11.4 ppg/4.2 rpg/1.49 assists), who last year became the first player in SoCon history to tally 1,000 points (1,253), 600 assists (668), 500 rebounds (512), and 200 steals (205). In addition, the Paladins graduated forward **Kenny Zeigler** (8.3 ppg/7.8 rpg). This year Furman will celebrate the 50th anniversary of Paladin All-American **Frank Selvy's** senior season with ceremonies at the Paladins' home game versus The Citadel (Feb. 21). A native of Corbin, Ky., who currently lives just outside Greenville, Selvy led the nation in scoring (41.7 ppg), tallied an NCAA record 100 points in a 149-95 win over Newberry College on Feb. 13, 1954 at Greenville's Textile Hall, and was named NCAA Player-of-the-Year in 1954 after helping Furman to a 21-6 season that featured wins over South Carolina, Clemson, Virginia Tech, Georgia Tech, and Manhattan, among others. The NBA's No. 1 Draft pick in 1954 by the Baltimore Bullets, he played nine seasons in the NBA, including five with the Los Angeles Lakers, where he played alongside future Hall-of-Famers **Jerry West** and **Elgin Baylor**. He still holds five NCAA records, 10 Southern Conference standards, and 17 school records, and is a member of both the Furman and South Carolina Athletic Halls of Fame. His jersey No. 28 is one of only four retired numbers in Furman basketball history. Selvy was also recently ranked (No. 50) by *Street & Smith's Magazine* among the 100 greatest players in college basketball history.

### 2003-04 FURMAN PALADINS ROSTER

| No. | Name               | Pos. | Ht.  | Wt. | Yr.   | Hometown               | Last School                          |
|-----|--------------------|------|------|-----|-------|------------------------|--------------------------------------|
| 1   | Moussa Diagne      | F    | 6-8  | 210 | Fr.   | Thies, Senegal         | Mount Olive (Ga.) Preparatory School |
| 3   | Tony Carter        | G    | 6-0  | 170 | So.   | Burlington, N.C.       | Williams High School                 |
| 4   | Robby Bostain      | G/F  | 6-3  | 185 | R-Fr. | Duluth, Ga.            | Brookwood High School                |
| 5   | Maleye Ndoye       | F    | 6-8  | 205 | Sr.   | Dakar, Senegal         | Washington (Tenn.) Academy           |
| 10  | Marijan Pojatina   | C    | 6-11 | 205 | Sr.   | Zagreb, Croatia        | XI School                            |
| 13  | Eric Webb          | G    | 6-2  | 185 | Fr.   | Grand Rapids, Minn.    | Grand Rapids High School             |
| 15  | Daniel Sperry      | F    | 6-6  | 200 | So.   | St. Simons Island, Ga. | Glynn Academy                        |
| 21  | Ben Earle          | G/F  | 6-5  | 190 | R-So. | Standish, Me.          | Gordon (Mass.) College               |
| 22  | Gerad Punch        | G/F  | 6-4  | 200 | Fr.   | Phoenix, Ariz.         | Brophy Preparatory School            |
| 24  | Ryan Carson        | G    | 6-3  | 180 | Jr.   | Charlotte, N.C.        | Providence Day School                |
| 32  | Quan Prowell       | F    | 6-8  | 210 | Fr.   | Columbus, Ga.          | Jordan High School                   |
| 41  | Nick Sanders       | F    | 6-7  | 215 | Jr.   | Leavenworth, Kan.      | Leavenworth High School              |
| 43  | Julius van de Laar | F    | 6-7  | 225 | Fr.   | Heidelberg, Germany    | Urspring High School                 |
| 45  | Cedrick Price      | C    | 6-9  | 245 | Jr.   | Savannah, Ga.          | Fork Union (Va.) Military Academy    |

Head Coach: Larry Davis (Asbury '78)

Assistant Coaches: Ken Potosnak (Randolph-Macon '90), Niko Medved (Minnesota '97), Mike Shedd (Purdue '97)

# THE LARRY DAVIS FILE

## PERSONAL

Full Name: Larry Allen Davis  
 Born: June 3, 1956, in Mount Sterling, Ky.  
 Wife: The former Treva Baird of Kingsport, Tenn.  
 Married: September 3, 1977, in Wilmore, Ky.  
 Children: Morgan (17) and Jordan (12)

## EDUCATION

Wapahani High School (Ind.), 1974  
 Asbury College (Ky.), B.A., Education, 1978  
 East Tennessee State University, M.A., Physical Education, 1982

## PLAYING CAREER

Wapahani High School (Ind.)  
 ✎ Basketball (two letters, team captain)  
 ✎ Baseball (four letters, team captain)  
 ✎ Outstanding Athlete, 1974  
 Asbury College (Ky.)  
 ✎ Soccer (four letters)  
 ✎ Track & Field (four letters)



## COACHING CAREER

| Year    | School                       | Responsibility           | Overall Record | Conf. Record | Conf. Finish | Conf.      |
|---------|------------------------------|--------------------------|----------------|--------------|--------------|------------|
| 1979-80 | East Tennessee State         | Graduate Assistant Coach | 15-13          | 8-7          | (4th)        | SoCon      |
| 1980-81 | East Tennessee State         | Graduate Assistant Coach | 13-14          | 9-7          | (4th)        | SoCon      |
| 1981-82 | East Tennessee State         | Graduate Assistant Coach | 13-15          | 8-8          | (4th)        | SoCon      |
| 1982-83 | Cloverport High School (Ky.) | Head Coach               | 15-13          |              |              | ...        |
| 1983-84 | Oak Hill Academy (Va.)       | Head Coach               | 25-5           |              |              | ...        |
| 1984-85 | Oak Hill Academy (Va.)       | Head Coach               | 26-4           |              |              | ...        |
| 1985-86 | Delaware                     | Assistant Coach          | 11-16          | 4-10         | (8th)        | East Coast |
| 1986-87 | Delaware                     | Assistant Coach          | 12-16          | 3-11         | (8th)        | East Coast |
| 1987-88 | Delaware                     | Assistant Coach          | 19-9           | 9-5          | (T2nd)       | East Coast |
| 1988-89 | Delaware                     | Assistant Coach          | 14-14          | 6-8          | (6th)        | East Coast |
| 1989-90 | Wake Forest                  | Assistant Coach          | 12-16          | 3-11         | (8th)        | ACC        |
| 1990-91 | Wake Forest                  | Assistant Coach          | *19-11         | 8-6          | (3rd)        | ACC        |
| 1991-92 | Wake Forest                  | Assistant Coach          | *17-12         | 7-9          | (6th)        | ACC        |
| 1992-93 | Wake Forest                  | Assistant Coach          | *21-9          | 10-6         | (3rd)        | ACC        |
| 1993-94 | Ball State                   | Assistant Coach          | 16-12          | 11-7         | (4th)        | MAC        |
| 1994-95 | Minnesota                    | Assistant Coach          | *19-12         | 10-8         | (T5th)       | Big Ten    |
| 1995-96 | Minnesota                    | Assistant Coach          | #19-13         | 10-8         | (T5th)       | Big Ten    |
| 1996-97 | Minnesota                    | Assistant Coach          | *31-4          | 16-2         | (1st)        | Big Ten    |
| 1997-98 | Furman                       | Head Coach               | 9-20           | 5-9          | (4th)        | Southern   |
| 1998-99 | Furman                       | Head Coach               | 12-16          | 5-11         | (5th)        | Southern   |
| 1999-00 | Furman                       | Head Coach               | 14-18          | 5-10         | (6th)        | Southern   |
| 2000-01 | Furman                       | Head Coach               | 10-16          | 5-11         | (6th)        | Southern   |
| 2001-02 | Furman                       | Head Coach               | 17-14          | 7-9          | (5th)        | Southern   |
| 2002-03 | Furman                       | Head Coach               | 14-17          | 8-8          | (3rd)        | Southern   |
| 2003-04 | Furman                       | Head Coach               | 7-5            | 0-2          |              |            |

\* NCAA Tournament  
 # National Invitation Tournament

## COLLEGIATE HEAD COACHING RECORD

Furman — 83-106, 7th Year (.439)

**2004 Southern Conference  
Men's Basketball Championship  
North Charleston Coliseum, North Charleston, S.C.  
March 3-6, 2004**



#4 seed South

Session 1, Game 1  
March 3, noon  
#5 seed North

Session 3, Game 5  
March 4, noon  
#1 seed North

#2 seed South

Session 3, Game 6  
March 4, 30 minutes after  
Game 5

#3 seed North

Session 1, Game 2  
March 3, 30 minutes  
after Game 1  
#6 seed South

#4 seed North

Session 2, Game 3  
March 3, 6:00 p.m.  
#5 seed South

Session 4, Game 7  
March 4, 6:00 p.m.  
#1 seed South

#2 seed North

Session 4, Game 8  
March 4, 30 minutes  
after Game 7

#3 seed South

Session 2, Game 4  
March 3, 30 minutes  
after Game 3  
#6 seed North

Session 5, Game 9  
March 5, 6:00 p.m.  
LIVE ON CSS

**CHAMPIONSHIP GAME**  
Session 6, Game 11  
March 6, 1:00 p.m.  
LIVE ON ESPN

Session 5, Game 10  
March 5, 30 minutes after  
Game 9  
LIVE ON CSS

**2003-04 FURMAN PALADINS BASKETBALL  
SEASON BOX SCORE  
ALL GAMES**

|                     |                |             |             |                |
|---------------------|----------------|-------------|-------------|----------------|
| <b>RECORD:</b>      | <b>OVERALL</b> | <b>HOME</b> | <b>AWAY</b> | <b>NEUTRAL</b> |
| ALL GAMES.....      | (7-5)          | (5-1)       | (2-4)       | (0-0)          |
| CONFERENCE.....     | (0-2)          | (0-1)       | (0-1)       | (0-0)          |
| NON-CONFERENCE..... | (7-3)          | (5-0)       | (2-3)       | (0-0)          |

| DATE     | TIME      | OPPONENT               | SCORE | ATTEND    | HIGH POINTS  | HIGH REBOUNDS                        |
|----------|-----------|------------------------|-------|-----------|--|--------------------------------------|
| 11/22/03 | 7:00 p.m. | at James Madison       | 72-78 | L 3784    | (32)NDOYE, Maleye  | (7)POJATINA, Marijan                 |
| 11/24/03 | 7:00 p.m. | SOUTHERN WESLEYAN      | 77-53 | W 1032    | (17)WEBB, Eric   | (9)SANDERS, Nick                     |
| 11/26/03 | 7:00 p.m. | GREENSBORO COLLEGE     | 74-49 | W 1053    | (16)PROWELL, Quan  | (7)NDOYE, Maleye                     |
| 11/30/03 | 1:00 p.m. | at Minnesota           | 84-91 | LOT 11850 | (32)NDOYE, Maleye  | (9)NDOYE, Maleye                     |
| 12/03/03 | 7:35 p.m. | * at UNCG              | 65-73 | L 1090    | (22)PROWELL, Quan  | (7)PROWELL, Quan                     |
| 12/06/03 | 1:05 p.m. | at UNI                 | 64-55 | W 1282    | (18)BOSTAIN, Robby                                       | (11)SANDERS, Nick                    |
| 12/14/03 | 2:00 p.m. | at UNC Asheville       | 60-56 | W 750     | (11)WEBB, Eric<br>(11)BOSTAIN, Robby<br>(11)CARTER, Tony | (8)NDOYE, Maleye<br>(8)PROWELL, Quan |
| 12/17/03 | 8:00 p.m. | at Ohio State          | 68-70 | L 12248   | (20)WEBB, Eric   | (7)NDOYE, Maleye                     |
| 12/20/03 | 2:30 p.m. | HIGH POINT             | 98-87 | W 1259    | (27)NDOYE, Maleye  | (8)BOSTAIN, Robby                    |
| 12/29/03 | 8:00 p.m. | BETHUNE-COOKMAN        | 62-49 | W 1142    | (14)PROWELL, Quan  | (9)CARTER, Tony                      |
| 12/30/03 | 7:45 p.m. | LIPSCOMB               | 92-56 | W 1622    | (18)PROWELL, Quan  | (6)BOSTAIN, Robby                    |
| 01/05/04 | 7:00 p.m. | * EAST TENNESSEE STATE | 68-69 | L 2261    | (12)CARTER, Tony   | (11)SANDERS, Nick                    |

\* Conference game

| ATTENDANCE SUMMARY | GAMES | TOTALS | AVG/GAME |
|--------------------|-------|--------|----------|
| HOME.....          | 6     | 8369   | 1395     |
| AWAY.....          | 6     | 31004  | 5167     |
| NEUTRAL.....       | 0     | 0      | 0        |
| TOTAL.....         | 12    | 39373  | 3281     |

| ##             | Player              | GP-GS | ---TOTAL--- |         |       | ---3-PTS--- |      |         | ---REBOUNDS--- |     |     |     |      |     |    |     |     |     |     |     |      |  |  |  |  |
|----------------|---------------------|-------|-------------|---------|-------|-------------|------|---------|----------------|-----|-----|-----|------|-----|----|-----|-----|-----|-----|-----|------|--|--|--|--|
|                |                     |       | Min--Avg    | FG-FGA  | Pct   | 3FG-FGA     | Pct  | FT-FTA  | Pct            | Off | Def | Tot | Avg  | PF  | FO | A   | TO  | Blk | Stl | Pts | Avg  |  |  |  |  |
| 05             | NDOYE, Maleye.....  | 12-12 | 369 30.8    | 65-140  | .464  | 17-46       | .370 | 34-43   | .791           | 16  | 52  | 68  | 5.7  | 21  | 1  | 12  | 22  | 4   | 14  | 181 | 15.1 |  |  |  |  |
| 32             | PROWELL, Quan.....  | 12-1  | 265 22.1    | 55-91   | .604  | 9-17        | .529 | 20-24   | .833           | 18  | 35  | 53  | 4.4  | 39  | 1  | 8   | 23  | 11  | 12  | 139 | 11.6 |  |  |  |  |
| 04             | BOSTAIN, Robby....  | 12-12 | 287 23.9    | 40-111  | .360  | 8-36        | .222 | 38-50   | .760           | 19  | 35  | 54  | 4.5  | 10  | 0  | 31  | 23  | 0   | 17  | 126 | 10.5 |  |  |  |  |
| 13             | WEBB, Eric.....     | 12-0  | 310 25.8    | 37-88   | .420  | 26-69       | .377 | 22-27   | .815           | 9   | 27  | 36  | 3.0  | 14  | 0  | 37  | 35  | 0   | 11  | 122 | 10.2 |  |  |  |  |
| 03             | CARTER, Tony.....   | 12-12 | 354 29.5    | 34-82   | .415  | 14-42       | .333 | 23-44   | .523           | 12  | 35  | 47  | 3.9  | 18  | 1  | 49  | 33  | 0   | 22  | 105 | 8.8  |  |  |  |  |
| 41             | SANDERS, Nick.....  | 12-12 | 342 28.5    | 30-59   | .508  | 4-11        | .364 | 16-22   | .727           | 24  | 47  | 71  | 5.9  | 37  | 2  | 27  | 17  | 2   | 15  | 80  | 6.7  |  |  |  |  |
| 01             | DIAGNE, Moussa....  | 5-0   | 86 17.2     | 12-24   | .500  | 1-4         | .250 | 4-7     | .571           | 5   | 7   | 12  | 2.4  | 16  | 0  | 3   | 8   | 4   | 3   | 29  | 5.8  |  |  |  |  |
| 21             | EARLE, Ben.....     | 12-0  | 155 12.9    | 16-38   | .421  | 9-25        | .360 | 4-10    | .400           | 3   | 9   | 12  | 1.0  | 12  | 0  | 5   | 9   | 1   | 6   | 45  | 3.8  |  |  |  |  |
| 10             | POJATINA, Marijan.. | 11-11 | 172 15.6    | 15-43   | .349  | 0-1         | .000 | 10-22   | .455           | 8   | 29  | 37  | 3.4  | 29  | 1  | 10  | 14  | 19  | 2   | 40  | 3.6  |  |  |  |  |
| 24             | CARSON, Ryan.....   | 3-0   | 8 2.7       | 2-4     | .500  | 1-3         | .333 | 2-2     | 1.000          | 0   | 1   | 1   | 0.3  | 1   | 0  | 0   | 0   | 0   | 1   | 7   | 2.3  |  |  |  |  |
| 43             | VAN DE LAAR, Julius | 2-0   | 8 4.0       | 2-2     | 1.000 | 0-0         | .000 | 0-0     | .000           | 2   | 1   | 3   | 1.5  | 0   | 0  | 1   | 2   | 0   | 2   | 4   | 2.0  |  |  |  |  |
| 22             | PUNCH, Gerad.....   | 9-0   | 42 4.7      | 1-8     | .125  | 0-5         | .000 | 2-2     | 1.000          | 2   | 13  | 15  | 1.7  | 4   | 0  | 4   | 3   | 0   | 4   | 4   | 0.4  |  |  |  |  |
| 45             | PRICE, Cedrick....  | 5-0   | 22 4.4      | 1-6     | .167  | 0-0         | .000 | 0-0     | .000           | 0   | 5   | 5   | 1.0  | 0   | 0  | 0   | 2   | 0   | 0   | 2   | 0.4  |  |  |  |  |
| 15             | SPERRY, Daniel....  | 2-0   | 5 2.5       | 0-2     | .000  | 0-0         | .000 | 0-0     | .000           | 1   | 0   | 1   | 0.5  | 0   | 0  | 0   | 0   | 0   | 0   | 0   | 0.0  |  |  |  |  |
| TEAM.....      |                     |       |             |         |       |             |      |         |                | 16  | 17  | 33  | 2.8  | 0   |    |     |     |     |     |     | 3    |  |  |  |  |
| Total.....     |                     | 12    | 2425        | 310-698 | .444  | 89-259      | .344 | 175-253 | .692           | 135 | 313 | 448 | 37.3 | 201 | 6  | 187 | 194 | 41  | 109 | 884 | 73.7 |  |  |  |  |
| Opponents..... |                     | 12    | 2425        | 288-701 | .411  | 62-207      | .300 | 148-224 | .661           | 138 | 293 | 431 | 35.9 | 234 | -  | 137 | 211 | 23  | 115 | 786 | 65.5 |  |  |  |  |

| SCORE BY PERIODS: | 1st | 2nd | OT | Total |
|-------------------|-----|-----|----|-------|
| Furman.....       | 415 | 464 | 6  | - 885 |
| Opponents.....    | 356 | 417 | 13 | - 786 |

| DEADBALL REBOUNDS: | OFF | DEF | TOTAL |
|--------------------|-----|-----|-------|
| Furman.....        | 36  | 1   | 37    |
| Opponents.....     | 39  | 0   | 39    |

**2003-04 FURMAN PALADINS BASKETBALL**  
**FURMAN TEAM GAME-BY-GAME**  
**ALL GAMES**

| Opponent             | Date     | Score | W/L | ---TOTAL--- |         | --3-PTRS-- |        | FT-FTA |         | Pct  |     | ---REBOUNDS--- |      |      |     | PF  | A   | TO | Blk | Stl  | Pts---Avg |  |
|----------------------|----------|-------|-----|-------------|---------|------------|--------|--------|---------|------|-----|----------------|------|------|-----|-----|-----|----|-----|------|-----------|--|
|                      |          |       |     | FG-FGA      | Pct     | 3FG-FGA    | Pct    | Off    | Def     | Tot  | Avg | Pts            | Avg  |      |     |     |     |    |     |      |           |  |
| at James Madison     | 11/22/03 | 72-78 | L   | 21-62       | .339    | 9-29       | .310   | 21-28  | .750    | 15   | 21  | 36             | 36.0 | 17   | 10  | 15  | 3   | 10 | 72  | 72.0 |           |  |
| SOUTHERN WESLEYAN    | 11/24/03 | 77-53 | W   | 27-60       | .450    | 7-23       | .304   | 16-26  | .615    | 15   | 30  | 45             | 40.5 | 17   | 18  | 24  | 5   | 12 | 77  | 74.5 |           |  |
| GREENSBORO COLLEGE   | 11/26/03 | 74-49 | W   | 25-67       | .373    | 9-22       | .409   | 15-22  | .682    | 19   | 22  | 41             | 40.7 | 13   | 19  | 15  | 5   | 17 | 74  | 74.3 |           |  |
| at Minnesota         | 11/30/03 | 84-91 | Lot | 35-66       | .530    | 4-19       | .211   | 10-16  | .625    | 9    | 24  | 33             | 38.8 | 24   | 20  | 12  | 4   | 11 | 84  | 76.8 |           |  |
| at UNC-Greensboro    | 12/03/03 | 65-73 | L   | 26-57       | .456    | 6-20       | .300   | 7-11   | .636    | 8    | 22  | 30             | 37.0 | 13   | 14  | 14  | 3   | 5  | 65  | 74.4 |           |  |
| at Northern Iowa     | 12/06/03 | 64-55 | W   | 24-57       | .421    | 2-13       | .154   | 14-24  | .583    | 9    | 34  | 43             | 38.0 | 22   | 15  | 8   | 2   | 9  | 64  | 72.7 |           |  |
| at UNC Asheville     | 12/14/03 | 60-56 | W   | 21-64       | .328    | 7-30       | .233   | 11-19  | .579    | 15   | 24  | 39             | 38.1 | 11   | 10  | 11  | 3   | 8  | 60  | 70.9 |           |  |
| at Ohio State        | 12/17/03 | 68-70 | L   | 24-49       | .490    | 12-22      | .545   | 8-11   | .727    | 4    | 24  | 28             | 36.9 | 20   | 15  | 16  | 2   | 5  | 68  | 70.5 |           |  |
| HIGH POINT           | 12/20/03 | 98-87 | W   | 29-53       | .547    | 11-24      | .458   | 29-36  | .806    | 9    | 26  | 35             | 36.7 | 22   | 15  | 22  | 1   | 8  | 98  | 73.6 |           |  |
| BETHUNE-COOKMAN      | 12/29/03 | 62-49 | W   | 20-51       | .392    | 4-16       | .250   | 18-24  | .750    | 12   | 27  | 39             | 36.9 | 10   | 11  | 17  | 3   | 5  | 62  | 72.4 |           |  |
| LIPSCOMB             | 12/30/03 | 92-56 | W   | 33-54       | .611    | 13-23      | .565   | 13-19  | .684    | 8    | 33  | 41             | 37.3 | 17   | 25  | 18  | 6   | 10 | 92  | 74.2 |           |  |
| EAST TENNESSEE STATE | 01/05/04 | 68-69 | L   | 25-58       | .431    | 5-18       | .278   | 13-17  | .765    | 12   | 26  | 38             | 37.3 | 15   | 15  | 22  | 4   | 9  | 68  | 73.7 |           |  |
| Furman               |          |       |     | 884         | 310-698 | .444       | 89-259 | .344   | 175-253 | .692 | 135 | 313            | 448  | 37.3 | 201 | 187 | 194 | 41 | 109 | 884  | 73.7      |  |
| Opponents            |          |       |     | 786         | 288-701 | .411       | 62-207 | .300   | 148-224 | .661 | 138 | 293            | 431  | 35.9 | 234 | 137 | 211 | 23 | 115 | 786  | 65.5      |  |

Games played: 12  
Points/game: 73.7  
FG Pct: 44.4  
3FG Pct: 34.4  
FT Pct: 69.2

Rebounds/game: 37.3  
Assists/game: 15.6  
Turnovers/game: 16.2  
Assist/turnover ratio: 1.0  
Steals/game: 9.1  
Blocks/game: 3.4

**2003-04 FURMAN PALADINS BASKETBALL**  
**OPPONENT GAME-BY-GAME**  
**ALL GAMES**

| Opponent             | Date     | Score | W/L | ---TOTAL--- |         | --3-PTRS-- |        | FT-FTA |         | Pct  |     | ---REBOUNDS--- |      |      |     | PF  | A   | TO | Blk | Stl  | Pts---Avg |  |
|----------------------|----------|-------|-----|-------------|---------|------------|--------|--------|---------|------|-----|----------------|------|------|-----|-----|-----|----|-----|------|-----------|--|
|                      |          |       |     | FG-FGA      | Pct     | 3FG-FGA    | Pct    | Off    | Def     | Tot  | Avg | Pts            | Avg  |      |     |     |     |    |     |      |           |  |
| at James Madison     | 11/22/03 | 72-78 | L   | 31-57       | .544    | 7-13       | .538   | 9-16   | .563    | 7    | 29  | 36             | 36.0 | 21   | 14  | 20  | 4   | 6  | 78  | 78.0 |           |  |
| SOUTHERN WESLEYAN    | 11/24/03 | 77-53 | W   | 20-63       | .317    | 2-14       | .143   | 11-20  | .550    | 15   | 21  | 36             | 36.0 | 20   | 9   | 25  | 1   | 15 | 53  | 65.5 |           |  |
| GREENSBORO COLLEGE   | 11/26/03 | 74-49 | W   | 15-42       | .357    | 7-15       | .467   | 12-15  | .800    | 7    | 26  | 33             | 35.0 | 19   | 9   | 29  | 2   | 8  | 49  | 60.0 |           |  |
| at Minnesota         | 11/30/03 | 84-91 | Lot | 30-59       | .508    | 8-16       | .500   | 23-33  | .697    | 13   | 26  | 39             | 36.0 | 18   | 18  | 16  | 3   | 8  | 91  | 67.8 |           |  |
| at UNC-Greensboro    | 12/03/03 | 65-73 | L   | 27-59       | .458    | 6-19       | .316   | 13-18  | .722    | 12   | 26  | 38             | 36.4 | 18   | 10  | 14  | 1   | 10 | 73  | 68.8 |           |  |
| at Northern Iowa     | 12/06/03 | 64-55 | W   | 18-61       | .295    | 4-31       | .129   | 15-22  | .682    | 13   | 29  | 42             | 37.3 | 22   | 7   | 12  | 1   | 4  | 55  | 66.5 |           |  |
| at UNC Asheville     | 12/14/03 | 60-56 | W   | 23-53       | .434    | 4-16       | .250   | 6-10   | .600    | 9    | 31  | 40             | 37.7 | 15   | 13  | 19  | 4   | 5  | 56  | 65.0 |           |  |
| at Ohio State        | 12/17/03 | 68-70 | L   | 27-57       | .474    | 2-11       | .182   | 14-21  | .667    | 11   | 23  | 34             | 37.2 | 15   | 11  | 10  | 1   | 9  | 70  | 65.6 |           |  |
| HIGH POINT           | 12/20/03 | 98-87 | W   | 31-66       | .470    | 5-15       | .333   | 20-27  | .741    | 14   | 19  | 33             | 36.8 | 29   | 13  | 17  | 2   | 17 | 87  | 68.0 |           |  |
| BETHUNE-COOKMAN      | 12/29/03 | 62-49 | W   | 19-58       | .328    | 7-23       | .304   | 4-6    | .667    | 12   | 23  | 35             | 36.6 | 18   | 9   | 18  | 1   | 11 | 49  | 66.1 |           |  |
| LIPSCOMB             | 12/30/03 | 92-56 | W   | 20-62       | .323    | 4-20       | .200   | 12-21  | .571    | 12   | 16  | 28             | 35.8 | 18   | 11  | 13  | 1   | 9  | 56  | 65.2 |           |  |
| EAST TENNESSEE STATE | 01/05/04 | 68-69 | L   | 27-64       | .422    | 6-14       | .429   | 9-15   | .600    | 13   | 24  | 37             | 35.9 | 21   | 13  | 18  | 2   | 13 | 69  | 65.5 |           |  |
| Opponents            |          |       |     | 786         | 288-701 | .411       | 62-207 | .300   | 148-224 | .661 | 138 | 293            | 431  | 35.9 | 234 | 137 | 211 | 23 | 115 | 786  | 65.5      |  |
| Furman               |          |       |     | 884         | 310-698 | .444       | 89-259 | .344   | 175-253 | .692 | 135 | 313            | 448  | 37.3 | 201 | 187 | 194 | 41 | 109 | 884  | 73.7      |  |

Games played: 12  
Points/game: 65.5  
FG Pct: 41.1  
3FG Pct: 30.0  
FT Pct: 66.1

Rebounds/game: 35.9  
Assists/game: 11.4  
Turnovers/game: 17.6  
Assist/turnover ratio: 0.6  
Steals/game: 9.6  
Blocks/game: 1.9

**2003-04 FURMAN PALADINS BASKETBALL**  
**FURMAN HIGH/LOW ANALYSIS**  
**ALL GAMES**

**FURMAN - GAME HIGHS**

|                            |              |                                  |
|----------------------------|--------------|----------------------------------|
| POINTS.....                | 98           | vs High Point (12/20/03)         |
| FIELD GOALS MADE.....      | 35           | at Minnesota (11/30/03)          |
| FIELD GOAL ATTEMPTS.....   | 67           | vs Greensboro College (11/26/03) |
| FIELD GOAL PERCENTAGE..... | .611 (33-54) | vs Lipscomb (12/30/03)           |
| 3 PT FIELD GOALS MADE..... | 13           | vs Lipscomb (12/30/03)           |
| 3 PT FG ATTEMPTS.....      | 30           | at UNC Asheville (12/14/03)      |
| 3 PT FG PERCENTAGE.....    | .565 (13-23) | vs Lipscomb (12/30/03)           |
| FREE THROWS MADE.....      | 29           | vs High Point (12/20/03)         |
| FREE THROW ATTEMPTS.....   | 36           | vs High Point (12/20/03)         |
| FREE THROW PERCENTAGE..... | .806 (29-36) | vs High Point (12/20/03)         |
| REBOUNDS.....              | 45           | vs Southern Wesleyan (11/24/03)  |
| ASSISTS.....               | 25           | vs Lipscomb (12/30/03)           |
| STEALS.....                | 17           | vs Greensboro College (11/26/03) |
| BLOCKED SHOTS.....         | 6            | vs Lipscomb (12/30/03)           |
| TURNOVERS.....             | 24           | vs Southern Wesleyan (11/24/03)  |
| FOULS.....                 | 24           | at Minnesota (11/30/03)          |

**FURMAN - GAME LOWS**

|                            |              |                               |
|----------------------------|--------------|-------------------------------|
| POINTS.....                | 60           | at UNC Asheville (12/14/03)   |
| FIELD GOALS MADE.....      | 20           | vs Bethune-Cookman (12/29/03) |
| FIELD GOAL ATTEMPTS.....   | 49           | at Ohio State (12/17/03)      |
| FIELD GOAL PERCENTAGE..... | .328 (21-64) | at UNC Asheville (12/14/03)   |
| 3 PT FIELD GOALS MADE..... | 2            | at Northern Iowa (12/06/03)   |
| 3 PT FG ATTEMPTS.....      | 13           | at Northern Iowa (12/06/03)   |
| 3 PT FG PERCENTAGE.....    | .154 ( 2-13) | at Northern Iowa (12/06/03)   |
| FREE THROWS MADE.....      | 7            | at UNC-Greensboro (12/03/03)  |
| FREE THROW ATTEMPTS.....   | 11           | at UNC-Greensboro (12/03/03)  |
|                            | 11           | at Ohio State (12/17/03)      |
| FREE THROW PERCENTAGE..... | .579 (11-19) | at UNC Asheville (12/14/03)   |
| REBOUNDS.....              | 28           | at Ohio State (12/17/03)      |
| ASSISTS.....               | 10           | at James Madison (11/22/03)   |
|                            | 10           | at UNC Asheville (12/14/03)   |
| STEALS.....                | 5            | at UNC-Greensboro (12/03/03)  |
|                            | 5            | at Ohio State (12/17/03)      |
|                            | 5            | vs Bethune-Cookman (12/29/03) |
| BLOCKED SHOTS.....         | 1            | vs High Point (12/20/03)      |
| TURNOVERS.....             | 8            | at Northern Iowa (12/06/03)   |
| FOULS.....                 | 10           | vs Bethune-Cookman (12/29/03) |

**FURMAN - INDIVIDUAL GAME HIGHS**

|                               |               |   |
|-------------------------------|---------------|---|
| POINTS.....                   | 32            | NDOYE, Maleye at Minnesota (11/30/03)             |
|                               | 32            | NDOYE, Maleye at James Madison (11/22/03)         |
| FIELD GOALS MADE.....         | 14            | NDOYE, Maleye at Minnesota (11/30/03)             |
| FIELD GOAL ATT.....           | 21            | NDOYE, Maleye at Minnesota (11/30/03)             |
| FG PCT (min 5 made).....      | .900 ( 9-10)  | PROWELL, Quan at UNC-Greensboro (12/03/03)        |
| 3 PT FG MADE.....             | 6             | WEBB, Eric at Ohio State (12/17/03)               |
| 3 PT FG ATTEMPTS.....         | 10            | WEBB, Eric at UNC Asheville (12/14/03)            |
| 3-PT FG PCT (min 2 made)..... | 1.000 ( 3-3 ) | EARLE, Ben vs Lipscomb (12/30/03)                 |
|                               | 1.000 ( 2-2 ) | PROWELL, Quan vs Greensboro College (11/26/03)    |
| FREE THROWS MADE.....         | 14            | NDOYE, Maleye at James Madison (11/22/03)         |
| FREE THROW ATT.....           | 18            | NDOYE, Maleye at James Madison (11/22/03)         |
| FT PCT (min 3 made).....      | 1.000 ( 6-6 ) | SANDERS, Nick vs East Tennessee State (01/05/04)  |
|                               | 1.000 ( 6-6 ) | PROWELL, Quan vs Bethune-Cookman (12/29/03)       |
|                               | 1.000 ( 4-4 ) | NDOYE, Maleye at Ohio State (12/17/03)            |
|                               | 1.000 ( 4-4 ) | BOSTAIN, Robby at UNC Asheville (12/14/03)        |
|                               | 1.000 ( 4-4 ) | WEBB, Eric at Minnesota (11/30/03)                |
|                               | 1.000 ( 3-3 ) | PROWELL, Quan vs High Point (12/20/03)            |
|                               | 1.000 ( 3-3 ) | NDOYE, Maleye vs Greensboro College (11/26/03)    |
| REBOUNDS.....                 | 11            | SANDERS, Nick vs East Tennessee State (01/05/04)  |
|                               | 11            | SANDERS, Nick at Northern Iowa (12/06/03)         |
| ASSISTS.....                  | 9             | WEBB, Eric vs Lipscomb (12/30/03)                 |
|                               | 9             | CARTER, Tony at Minnesota (11/30/03)              |
| STEALS.....                   | 5             | CARTER, Tony at Minnesota (11/30/03)              |
| BLOCKED SHOTS.....            | 4             | POJATINA, Marijan vs Southern Wesleyan (11/24/03) |
| TURNOVERS.....                | 7             | CARTER, Tony vs East Tennessee State (01/05/03)   |
| FOULS.....                    | 5             | CARTER, Tony at Northern Iowa (12/06/03)          |
|                               | 5             | SANDERS, Nick at UNC-Greensboro (12/03/03)        |
|                               | 5             | NDOYE, Maleye at Minnesota (11/30/03)             |
|                               | 5             | PROWELL, Quan at Minnesota (11/30/03)             |
|                               | 5             | SANDERS, Nick at Minnesota (11/30/03)             |
|                               | 5             | POJATINA, Marijan at Minnesota (11/30/03)         |

**2003-04 FURMAN PALADINS BASKETBALL  
FURMAN HIGH/LOW ANALYSIS  
ALL GAMES**

| <b>OPPONENT - GAME HIGHS</b> |              |                                  |
|------------------------------|--------------|----------------------------------|
| POINTS.....                  | 91           | at Minnesota (11/30/03)          |
| FIELD GOALS MADE.....        | 31           | vs High Point (12/20/03)         |
|                              | 31           | at James Madison (11/22/03)      |
| FIELD GOAL ATTEMPTS.....     | 66           | vs High Point (12/20/03)         |
| FIELD GOAL PERCENTAGE.....   | .544 (31-57) | at James Madison (11/22/03)      |
| 3 PT FIELD GOALS MADE.....   | 8            | at Minnesota (11/30/03)          |
| 3 PT FG ATTEMPTS.....        | 31           | at Northern Iowa (12/06/03)      |
| 3 PT FG PERCENTAGE.....      | .538 ( 7-13) | at James Madison (11/22/03)      |
| FREE THROWS MADE.....        | 23           | at Minnesota (11/30/03)          |
| FREE THROW ATTEMPTS.....     | 33           | at Minnesota (11/30/03)          |
| FREE THROW PERCENTAGE.....   | .800 (12-15) | vs Greensboro College (11/26/03) |
| REBOUNDS.....                | 42           | at Northern Iowa (12/06/03)      |
| ASSISTS.....                 | 18           | at Minnesota (11/30/03)          |
| STEALS.....                  | 17           | vs High Point (12/20/03)         |
| BLOCKED SHOTS.....           | 4            | at UNC Asheville (12/14/03)      |
|                              | 4            | at James Madison (11/22/03)      |
| TURNOVERS.....               | 29           | vs Greensboro College (11/26/03) |
| FOULS.....                   | 29           | vs High Point (12/20/03)         |


| <b>OPPONENT - GAME LOWS</b> |              |                                  |
|-----------------------------|--------------|----------------------------------|
| POINTS.....                 | 49           | vs Greensboro College (11/26/03) |
|                             | 49           | vs Bethune-Cookman (12/29/03)    |
| FIELD GOALS MADE.....       | 15           | vs Greensboro College (11/26/03) |
| FIELD GOAL ATTEMPTS.....    | 42           | vs Greensboro College (11/26/03) |
| FIELD GOAL PERCENTAGE.....  | .295 (18-61) | at Northern Iowa (12/06/03)      |
| 3 PT FIELD GOALS MADE.....  | 2            | vs Southern Wesleyan (11/24/03)  |
|                             | 2            | at Ohio State (12/17/03)         |
| 3 PT FG ATTEMPTS.....       | 11           | at Ohio State (12/17/03)         |
| 3 PT FG PERCENTAGE.....     | .129 ( 4-31) | at Northern Iowa (12/06/03)      |
| FREE THROWS MADE.....       | 4            | vs Bethune-Cookman (12/29/03)    |
| FREE THROW ATTEMPTS.....    | 6            | vs Bethune-Cookman (12/29/03)    |
| FREE THROW PERCENTAGE.....  | .550 (11-20) | vs Southern Wesleyan (11/24/03)  |
| REBOUNDS.....               | 28           | vs Lipscomb (12/30/03)           |
| ASSISTS.....                | 7            | at Northern Iowa (12/06/03)      |
| STEALS.....                 | 4            | at Northern Iowa (12/06/03)      |
| BLOCKED SHOTS.....          | 1            | vs Southern Wesleyan (11/24/03)  |
|                             | 1            | at UNC-Greensboro (12/03/03)     |
|                             | 1            | at Northern Iowa (12/06/03)      |
|                             | 1            | at Ohio State (12/17/03)         |
|                             | 1            | vs Bethune-Cookman (12/29/03)    |
|                             | 1            | vs Lipscomb (12/30/03)           |
| TURNOVERS.....              | 10           | at Ohio State (12/17/03)         |
| FOULS.....                  | 15           | at UNC Asheville (12/14/03)      |
|                             | 15           | at Ohio State (12/17/03)         |



# I Moussa Diagne

Forward, 6-8, 210, Freshman

Thies, Senegal ▲ Mount Olive (Ga.) Preparatory School



## 2003-04 SEASON SUMMARY

| Opponent             | Date     | GS | Min | ----TOTAL---- |      |          | -----3-PTS----- |        |       | ----REBOUNDS---- |     |     |     |    |    |   |    |    |     |      |     |
|----------------------|----------|----|-----|---------------|------|----------|-----------------|--------|-------|------------------|-----|-----|-----|----|----|---|----|----|-----|------|-----|
|                      |          |    |     | FG-FGA        | .Pct | 3PFG-FGA | .Pct            | FT-FTA | .Pct  | Off              | Def | Tot | Avg | PF | FO | A | TO | Bk | Stl | Pts. | Avg |
| @ Ohio State         | 12-17-03 |    | 26  | 2-6           | .333 | 0-1      | .000            | 1-2    | .500  | 0                | 2   | 2   | 2.0 | 2  | 0  | 2 | 3  | 1  | 1   | 5    | 5.0 |
| High Point           | 12-20-03 |    | 10  | 0-1           | .000 | 0-1      | .000            | 0-0    | .000  | 0                | 1   | 1   | 1.5 | 4  | 0  | 0 | 1  | 0  | 0   | 0    | 2.5 |
| Bethune-Cookman      | 12-29-03 |    | 18  | 2-4           | .500 | 0-0      | .000            | 2-4    | .500  | 2                | 1   | 3   | 2.0 | 4  | 0  | 1 | 2  | 0  | 1   | 6    | 3.7 |
| LIPSCOMB             | 12-30-03 |    | 18  | 5-7           | .714 | 1-2      | .500            | 1-1    | 1.000 | 2                | 3   | 5   | 2.8 | 2  | 0  | 0 | 0  | 1  | 1   | 12   | 5.8 |
| EAST TENNESSEE STATE | 1-05-04  |    | 14  | 3-6           | .500 | 0-0      | .000            | 0-0    | .000  | 1                | 0   | 1   | 2.4 | 4  | 0  | 0 | 2  | 2  | 0   | 6    | 5.8 |
| Totals .....         |          | 0  | 86  | 12-24         | .500 | 1-4      | .250            | 4-7    | .571  | 5                | 7   | 12  | 2.4 | 16 | 0  | 3 | 8  | 4  | 3   | 29   | 5.8 |

## #04 ROBBY BOSTAIN'S SUPERLATIVES/CAREER STATISTICS


| CATEGORY                          | SEASON                           |
|-----------------------------------|----------------------------------|
| Points: .....                     | 12 vs. Lipscomb (12-30)          |
| Field Goals Made: .....           | 5 vs. Lipscomb (12-30)           |
| Field Goals Attempted: .....      | 7 vs. Lipscomb (12-30)           |
| 3-Point Field Goals Made: .....   | 1 vs. Lipscomb (12-30)           |
| 3-Point Field Goals Attempted: .. | 2 vs. Lipscomb (12-30)           |
| Free Throws Made: .....           | 2 vs. Bethune-Cookman (12-29)    |
| Free Throws Attempted: .....      | 4 vs. Bethune-Cookman (12-29)    |
| Rebounds: .....                   | 5 vs Lipscomb (12-30)            |
| Assists: .....                    | 2 vs. Ohio State (12-17)         |
| Blocks: .....                     | 2 vs. East Tennessee State (1-5) |
| Steals: .....                     | 1 vs. three opponents            |
| Minutes: .....                    | 26 vs. Ohio State (12-17)        |

| YEAR    | GP-GS | MP-AVG  | FGM-FGA | PCT  | 3P-3PA | PCT  | FTM-FTA | PCT  | REB-AVG | PF-D | A | TO | BK | ST | PTS | AVG |
|---------|-------|---------|---------|------|--------|------|---------|------|---------|------|---|----|----|----|-----|-----|
| 2003-04 | 5-0   | 86-17.2 | 12-24   | .500 | 1-4    | .250 | 4-7     | .571 | 12-2.4  | 16-0 | 3 | 8  | 4  | 3  | 29  | 5.8 |

# 3 Tony Carter

Guard, 6-0, 170, Sophomore

Burlington, North Carolina ▲ Williams High School



## 2003-04 SEASON SUMMARY

| Opponent             | Date     | GS | Min | ----TOTAL---- |       | -----3-PTS----- |       | FT-FTA |       | ----REBOUNDS---- |     | PF  |     | FO  |    | A | TO | Blk | Stl | Pts. | Avg  |     |
|----------------------|----------|----|-----|---------------|-------|-----------------|-------|--------|-------|------------------|-----|-----|-----|-----|----|---|----|-----|-----|------|------|-----|
|                      |          |    |     | FG-FGA        | .Pct  | 3PFG-FGA        | .Pct  |        | .Pct  | Off              | Def | Tot | Avg |     |    |   |    |     |     |      |      |     |
| @ James Madison      | 11-22-03 | *  | 39  | 4-8           | .500  | 2-5             | .400  | 2-2    | 1.000 | 2                | 1   | 3   | 3.0 | 3   | 0  | 4 | 2  | 0   | 3   | 12   | 12.0 |     |
| SO. WESLEYAN         | 11-24-03 | *  | 25  | 2-4           | .500  | 1-3             | .333  | 2-5    | .400  | 0                | 3   | 3   | 3.0 | 0   | 0  | 5 | 6  | 0   | 3   | 7    | 9.5  |     |
| GREENSBORO COLLEGE   | 11-26-03 | *  | 21  | 2-7           | .286  | 1-4             | .250  | 3-8    | .375  | 0                | 0   | 0   | 2.0 | 1   | 0  | 2 | 3  | 0   | 2   | 8    | 9.0  |     |
| @ Minnesota          | 11-30-03 | *  | 38  | 4-9           | .444  | 0-3             | .000  | 0-2    | .000  | 0                | 3   | 3   | 2.3 | 0   | 0  | 9 | 1  | 0   | 5   | 8    | 8.8  |     |
| @ UNC Greensboro     | 12-03-03 | *  | 34  | 2-6           | .333  | 0-2             | .000  | 1-2    | .500  | 0                | 3   | 3   | 2.4 | 1   | 0  | 4 | 1  | 0   | 0   | 5    | 8.0  |     |
| @ Northern Iowa      | 12-06-03 | *  | 13  | 0-3           | .000  | 0-1             | .000  | 2-5    | .400  | 1                | 3   | 4   | 2.7 | 5   | 1  | 2 | 2  | 0   | 1   | 2    | 7.0  |     |
| @ UNC Asheville      | 12-14-03 | *  | 31  | 3-10          | .300  | 1-6             | .167  | 4-8    | .500  | 3                | 3   | 6   | 2.7 | 0   | 0  | 3 | 3  | 0   | 1   | 11   | 7.6  |     |
| @ Ohio State         | 12-17-03 | *  | 32  | 3-4           | .750  | 2-3             | .667  | 2-2    | 1.000 | 0                | 2   | 2   | 2.6 | 4   | 0  | 6 | 3  | 0   | 0   | 10   | 7.9  |     |
| High Point           | 12-20-03 | *  | 24  | 7-10          | .700  | 2-5             | .400  | 2-3    | .667  | 2                | 2   | 4   | 2.8 | 0   | 0  | 2 | 2  | 0   | 0   | 18   | 9.0  |     |
| Bethune-Cookman      | 12-29-03 | *  | 32  | 3-9           | .333  | 3-5             | .600  | 2-2    | 1.000 | 3                | 6   | 9   | 3.4 | 2   | 0  | 3 | 0  | 0   | 2   | 11   | 9.2  |     |
| LIPSCOMB             | 12-30-03 | *  | 32  | 0-3           | .000  | 0-2             | .000  | 1-2    | .500  | 0                | 4   | 4   | 3.5 | 1   | 0  | 6 | 3  | 0   | 1   | 1    | 8.5  |     |
| EAST TENNESSEE STATE | 1-05-04  | *  | 33  | 4-9           | .444  | 2-3             | .667  | 2-3    | .667  | 1                | 5   | 6   | 3.9 | 1   | 0  | 3 | 7  | 0   | 4   | 12   | 8.8  |     |
| Totals .....         |          |    | 12  | 354           | 34-82 | .414            | 14-42 | .333   | 23-44 | .523             | 12  | 35  | 47  | 3.9 | 18 | 1 | 49 | 33  | 0   | 22   | 105  | 8.8 |

## #03 TONY CARTER'S SUPERLATIVES/CAREER STATISTICS


| CATEGORY                       | SEASON   | CAREER  |
|--------------------------------|--|---|
| Points:                        | 18 vs. High Point (12-20)                            | 20 vs. Western Carolina (1-13-03)                           |
| Field Goals Made:              | 7 vs. High Point (12-20)                             | 7 vs. High Point (12-20-03)                                 |
| Field Goals Attempted:         | 10 vs. UNC Asheville (12-14), vs. High Point (12-20) | 11 vs. East Tennessee State (2-24-03)                       |
| 3-Point Field Goals Made:      | 2 vs. four opponents                                 | 3 vs. Western Carolina (1-13-03), vs. Chattanooga (1-25-03) |
| 3-Point Field Goals Attempted: | 6 vs. UNC Asheville (12-14)                          | 6 vs. three opponents                                       |
| Free Throws Made:              | 4 vs. UNC Asheville (12-14)                          | 9 vs. Western Carolina (1-13-03)                            |
| Free Throws Attempted:         | 8 vs. Greensboro (11-26), vs. UNC Asheville (12-14)  | 11 vs. Western Carolina (1-13-03)                           |
| Rebounds:                      | 9 vs. Bethune-Cookman (12-29)                        | 9 vs. Bethune-Cookman (12-29)                               |
| Assists:                       | 9 vs. Minnesota (11-30)                              | 11 vs. Minnesota (11-30-03)                                 |
| Blocks:                        | None   | 1 vs. Chattanooga (12-16-02), vs. New Hampshire (12-28-02)  |
| Steals:                        | 5 vs. Minnesota (11-30)                              | 5 vs. Minnesota (11-30)                                     |
| Minutes:                       | 39 vs. James Madison (11-22)                         | 39 vs. James Madison (11-22-03)                             |

| YEAR          | GP-GS        | MP-AVG           | FGM-FGA       | PCT         | 3P-3PA        | PCT         | FTM-FTA      | PCT         | REB-AVG        | PF-D        | A          | TO        | BK       | ST        | PTS        | AVG        |
|---------------|--------------|------------------|---------------|-------------|---------------|-------------|--------------|-------------|----------------|-------------|------------|-----------|----------|-----------|------------|------------|
| 2002-03       | 31-18        | 739-23.8         | 52-158        | .329        | 23-81         | .284        | 29-43        | .674        | 95-3.1         | 45-0        | 52         | 37        | 2        | 35        | 156        | 5.0        |
| 2003-04       | 12-12        | 354-29.5         | 34-82         | .414        | 14-42         | .333        | 23-44        | .523        | 47-3.9         | 18-1        | 49         | 33        | 0        | 22        | 105        | 8.8        |
| <b>Totals</b> | <b>43-30</b> | <b>1093-25.4</b> | <b>86-240</b> | <b>.358</b> | <b>37-123</b> | <b>.301</b> | <b>52-87</b> | <b>.598</b> | <b>142-3.3</b> | <b>63-1</b> | <b>101</b> | <b>70</b> | <b>2</b> | <b>57</b> | <b>261</b> | <b>6.1</b> |

# 4 Robby Bostain

Guard/Forward, 6-3, 185, R-Freshman

Duluth, Georgia ▲ Brookwood High School



## 2003-04 SEASON SUMMARY

| Opponent             | Date     | GS | Min | ----TOTAL---- |        | -----3-PTS----- |      | FT-FTA | .Pct  | ----REBOUNDS---- |     |     |     | PF  | FO | A | TO | Blk | Stl | Pts. | Avg  |      |
|----------------------|----------|----|-----|---------------|--------|-----------------|------|--------|-------|------------------|-----|-----|-----|-----|----|---|----|-----|-----|------|------|------|
|                      |          |    |     | FG-FGA        | .Pct   | 3PTG-FGA        | .Pct |        |       | Off              | Def | Tot | Avg |     |    |   |    |     |     |      |      |      |
| @ James Madison      | 11-22-03 | *  | 24  | 3-14          | .214   | 2-8             | .250 | 3-4    | .750  | 1                | 4   | 5   | 5.0 | 1   | 0  | 4 | 3  | 0   | 3   | 11   | 11.0 |      |
| SO. WESLEYAN         | 11-24-03 | *  | 28  | 5-12          | .417   | 0-2             | .000 | 2-3    | .667  | 3                | 3   | 6   | 5.5 | 1   | 0  | 3 | 1  | 0   | 3   | 12   | 11.5 |      |
| GREENSBORO COLLEGE   | 11-26-03 | *  | 23  | 1-6           | .167   | 1-2             | .500 | 1-2    | .500  | 3                | 4   | 7   | 6.0 | 0   | 0  | 6 | 0  | 0   | 2   | 4    | 9.0  |      |
| @ Minnesota          | 11-30-03 | *  | 21  | 2-6           | .333   | 0-1             | .000 | 1-2    | .500  | 0                | 5   | 5   | 5.8 | 2   | 0  | 2 | 2  | 0   | 0   | 5    | 8.0  |      |
| @ UNC Greensboro     | 12-03-03 | *  | 17  | 1-7           | .143   | 0-2             | .000 | 0-0    | .000  | 1                | 3   | 4   | 5.4 | 0   | 0  | 3 | 2  | 0   | 1   | 2    | 6.8  |      |
| @ Northern Iowa      | 12-06-03 | *  | 30  | 6-12          | .500   | 0-2             | .000 | 6-7    | .857  | 2                | 2   | 4   | 5.2 | 0   | 0  | 0 | 0  | 0   | 1   | 18   | 8.7  |      |
| @ UNC Asheville      | 12-14-03 | *  | 28  | 3-10          | .300   | 1-3             | .333 | 4-4    | 1.000 | 3                | 1   | 4   | 5.0 | 1   | 0  | 1 | 2  | 0   | 1   | 11   | 9.0  |      |
| @ Ohio State         | 12-17-03 | *  | 17  | 4-8           | .500   | 0-2             | .000 | 1-2    | .500  | 0                | 1   | 1   | 4.5 | 2   | 0  | 1 | 2  | 0   | 2   | 9    | 9.0  |      |
| High Point           | 12-20-03 | *  | 32  | 4-10          | .400   | 0-3             | .000 | 13-16  | .813  | 1                | 7   | 8   | 4.9 | 2   | 0  | 5 | 4  | 0   | 1   | 21   | 10.3 |      |
| Bethune-Cookman      | 12-29-03 | *  | 20  | 3-7           | .429   | 0-3             | .000 | 1-2    | .500  | 1                | 0   | 1   | 4.5 | 0   | 0  | 1 | 3  | 0   | 1   | 7    | 10.0 |      |
| LIPSCOMB             | 12-30-03 | *  | 19  | 5-9           | .556   | 3-4             | .750 | 4-6    | .667  | 3                | 3   | 6   | 4.6 | 1   | 0  | 4 | 0  | 0   | 0   | 17   | 10.6 |      |
| EAST TENNESSEE STATE | 1-5-04   | *  | 28  | 3-10          | .300   | 1-4             | .250 | 2-2    | 1.000 | 1                | 2   | 3   | 4.5 | 0   | 0  | 1 | 4  | 0   | 2   | 9    | 10.5 |      |
| Totals .....         |          |    | 12  | 287           | 40-111 | .360            | 8-36 | .222   | 38-50 | .760             | 19  | 35  | 54  | 4.5 | 10 | 0 | 31 | 23  | 0   | 17   | 126  | 10.5 |

## #04 ROBBY BOSTAIN'S SUPERLATIVES/CAREER STATISTICS


| CATEGORY                          | SEASON  |
|-----------------------------------|---|
| Points: .....                     | 21 vs. High Point (12-20)                             |
| Field Goals Made: .....           | 6 vs. Northern Iowa (12-6)                            |
| Field Goals Attempted: .....      | 14 vs. James Madison (11-22)                          |
| 3-Point Field Goals Made: .....   | 3 vs. Lipscomb (12-30)                                |
| 3-Point Field Goals Attempted: .. | 8 vs. James Madison (11-22)                           |
| Free Throws Made: .....           | 13 vs. High Point (12-20)                             |
| Free Throws Attempted: .....      | 16 vs. High Point (12-20)                             |
| Rebounds: .....                   | 8 vs. High Point (12-20)                              |
| Assists: .....                    | 6 vs. Greensboro (11-26)                              |
| Blocks: .....                     | None  |
| Steals: .....                     | 3 vs. James Madison (11-22), vs. So. Wesleyan (11-24) |
| Minutes: .....                    | 32 vs. High Point (12-20)                             |

| YEAR    | GP-GS | MP-AVG   | FGM-FGA | PCT  | 3P-3PA | PCT  | FTM-FTA | PCT  | REB-AVG | PF-D | A  | TO | BK | ST | PTS | AVG  |
|---------|-------|----------|---------|------|--------|------|---------|------|---------|------|----|----|----|----|-----|------|
| 2003-04 | 12-12 | 287-23.9 | 40-111  | .360 | 8-36   | .222 | 38-50   | .760 | 54-4.5  | 10-0 | 31 | 23 | 0  | 17 | 126 | 10.5 |

# 5 Maleye Ndoye

Forward, 6-8, 205, Senior

Dakar, Senegal ▲ Washington (Tenn.) Academy



## 2003-04 SEASON SUMMARY

| Opponent             | Date     | GS | Min | ----TOTAL---- |        | -----3-PTS----- |       |        | ----REBOUNDS---- |      |     |     |     |     |    |   |    |     |     | Pts. | Avg  |      |
|----------------------|----------|----|-----|---------------|--------|-----------------|-------|--------|------------------|------|-----|-----|-----|-----|----|---|----|-----|-----|------|------|------|
|                      |          |    |     | FG-FGA        | .Pct   | 3PFG-FGA        | .Pct  | FT-FTA | .Pct             | Off  | Def | Tot | Avg | PF  | FO | A | TO | Blk | Stl |      |      |      |
| @ James Madison      | 11-22-03 | *  | 35  | 8-16          | .500   | 2-6             | .333  | 14-18  | .778             | 1    | 3   | 4   | 4.0 | 2   | 0  | 1 | 2  | 1   | 1   | 32   | 32.0 |      |
| SO. WESLEYAN         | 11-24-03 | *  | 22  | 3-9           | .333   | 1-2             | .500  | 1-2    | .500             | 0    | 2   | 2   | 3.0 | 3   | 0  | 0 | 4  | 1   | 1   | 8    | 20.0 |      |
| GREENSBORO COLLEGE   | 11-26-03 | *  | 26  | 5-12          | .417   | 2-5             | .400  | 3-3    | 1.000            | 5    | 2   | 7   | 4.3 | 1   | 0  | 0 | 0  | 0   | 1   | 15   | 18.3 |      |
| @ Minnesota          | 11-30-03 | *  | 38  | 14-21         | .667   | 2-5             | .400  | 2-3    | .667             | 2    | 7   | 9   | 5.5 | 5   | 1  | 1 | 0  | 1   | 2   | 32   | 21.8 |      |
| @ UNC Greensboro     | 12-03-03 | *  | 37  | 6-11          | .545   | 2-3             | .667  | 2-2    | 1.000            | 1    | 3   | 4   | 5.2 | 2   | 0  | 1 | 2  | 0   | 0   | 16   | 20.6 |      |
| @ Northern Iowa      | 12-06-03 | *  | 28  | 1-5           | .200   | 0-1             | .000  | 0-0    | .000             | 0    | 3   | 3   | 4.8 | 2   | 0  | 0 | 1  | 0   | 3   | 2    | 17.5 |      |
| @ UNC Asheville      | 12-14-03 | *  | 37  | 4-15          | .267   | 1-7             | .143  | 0-0    | .000             | 3    | 5   | 8   | 5.4 | 1   | 0  | 2 | 0  | 0   | 1   | 9    | 16.1 |      |
| @ Ohio State         | 12-17-03 | *  | 26  | 3-8           | .375   | 1-2             | .500  | 4-4    | 1.000            | 1    | 6   | 7   | 5.6 | 3   | 0  | 0 | 4  | 0   | 0   | 11   | 15.5 |      |
| High Point           | 12-20-03 | *  | 32  | 9-14          | .643   | 4-6             | .677  | 5-6    | .833             | 2    | 5   | 7   | 5.8 | 0   | 0  | 2 | 2  | 0   | 3   | 27   | 16.8 |      |
| Bethune-Cookman      | 12-29-03 | *  | 30  | 5-12          | .417   | 1-3             | .333  | 0-0    | .000             | 0    | 6   | 6   | 5.8 | 0   | 0  | 1 | 4  | 0   | 0   | 11   | 16.2 |      |
| LIPSCOMB             | 12-30-03 | *  | 24  | 2-5           | .400   | 0-2             | .000  | 3-5    | .600             | 0    | 5   | 5   | 5.7 | 1   | 0  | 1 | 3  | 1   | 1   | 7    | 15.4 |      |
| EAST TENNESSEE STATE | 1-05-04  | *  | 34  | 5-12          | .417   | 1-4             | .250  | 0-0    | .000             | 1    | 5   | 6   | 5.7 | 1   | 0  | 3 | 0  | 0   | 1   | 11   | 15.1 |      |
| Totals .....         |          |    | 12  | 369           | 65-140 | .464            | 17-46 | .369   | 34-43            | .791 | 16  | 52  | 68  | 5.7 | 21 | 1 | 12 | 22  | 4   | 14   | 181  | 15.1 |

## #05 MALEYE NDOYE'S SUPERLATIVES/CAREER STATISTICS

| CATEGORY                       | SEASON  | CAREER   |
|--------------------------------|---|--|
| Points:                        | 32 vs. James Madison (11-22), vs. Minnesota (11-30)   | 32 vs. James Madison (11-22-03), vs. Minnesota (11-30-03)      |
| Field Goals Made:              | 14 vs. Minnesota (11-30)                              | 14 vs. Minnesota (11-30-03)                                    |
| Field Goals Attempted:         | 21 vs. Minnesota (11-30)                              | 21 vs. Minnesota (11-30-03)                                    |
| 3-Point Field Goals Made:      | 4 vs. High Point (12-20)                              | 4 vs. High Point (12-20)                                       |
| 3-Point Field Goals Attempted: | 7 vs. UNC Asheville (12-14)                           | 7 vs. UNC Asheville (12-14-03)                                 |
| Free Throws Made:              | 14 vs. James Madison (11-22)                          | 14 vs. James Madison (11-22-03)                                |
| Free Throws Attempted:         | 18 vs. James Madison (11-22)                          | 18 vs. James Madison (11-22-03)                                |
| Rebounds:                      | 9 vs. Minnesota (11-30)                               | 11 vs. Atlanta Christian (11-18-01), vs. St. Mary's (11-27-02) |
| Assists:                       | 5 vs. So. Wesleyan (11-24)                            | 5 vs. UNC Asheville (12-4-01), vs. So. Wesleyan (11-24)        |
| Blocks:                        | 1 vs. James Madison (11-22), vs. So. Wesleyan (11-24) | 2 vs. seven opponents  |
| Steals:                        | 3 vs. Northern Iowas (12-6)                           | 4 vs. St. Mary's (11-27-02)                                    |
| Minutes:                       | 38 vs. Minnesota (11-30)                              | 38 vs. Minnesota (11-30)                                       |

| YEAR          | GP-GS        | MP-AVG           | FGM-FGA        | PCT         | 3P-3PA       | PCT         | FTM-FTA       | PCT         | REB-AVG        | PF-D         | A         | TO         | BK        | ST        | PTS        | AVG        |
|---------------|--------------|------------------|----------------|-------------|--------------|-------------|---------------|-------------|----------------|--------------|-----------|------------|-----------|-----------|------------|------------|
| 2000-01       | 26-6         | 387-14.9         | 39-81          | .481        | 0-4          | .000        | 12-21         | .571        | 72-2.8         | 71-2         | 12        | 28         | 10        | 12        | 90         | 3.5        |
| 2001-02       | 30-4         | 507-16.9         | 79-163         | .485        | 0-7          | .000        | 24-36         | .667        | 120-4.0        | 72-2         | 32        | 43         | 16        | 12        | 182        | 6.1        |
| 2002-03       | 25-16        | 447-17.9         | 51-123         | .415        | 5-11         | .455        | 22-37         | .595        | 68-2.7         | 58-0         | 21        | 41         | 10        | 20        | 129        | 5.2        |
| 2003-04       | 12-12        | 369-30.8         | 65-140         | .464        | 17-46        | .369        | 34-43         | .791        | 68-5.7         | 21-1         | 12        | 22         | 4         | 14        | 181        | 15.1       |
| <b>Totals</b> | <b>93-38</b> | <b>1710-18.4</b> | <b>234-507</b> | <b>.462</b> | <b>22-68</b> | <b>.324</b> | <b>92-137</b> | <b>.672</b> | <b>328-3.5</b> | <b>222-5</b> | <b>77</b> | <b>134</b> | <b>40</b> | <b>58</b> | <b>582</b> | <b>6.3</b> |

# #10 Marijan Pojatina

Center, 6-11, 205, Senior  
Zagreb, Croatia ▲ XI School



## 2003-04 SEASON SUMMARY

| Opponent             | Date     | GS | Min | ----TOTAL---- |       | -----3-PTS----- |      |        | ----REBOUNDS---- |      |     |     |     |     |    |   |    |     |     | Pts. | Avg |     |
|----------------------|----------|----|-----|---------------|-------|-----------------|------|--------|------------------|------|-----|-----|-----|-----|----|---|----|-----|-----|------|-----|-----|
|                      |          |    |     | FG-FGA        | .Pct  | 3PFG-FGA        | .Pct | FT-FTA | .Pct             | Off  | Def | Tot | Avg | PF  | FO | A | TO | Blk | Stl |      |     |     |
| @ James Madison      | 11-22-03 | *  | 16  | 0-4           | .000  | 0-0             | .000 | 1-2    | .500             | 4    | 3   | 7   | 7.0 | 1   | 0  | 1 | 2  | 1   | 0   | 1    | 1.0 |     |
| SO. WESLEYAN         | 11-24-03 | *  | 24  | 3-7           | .429  | 0-1             | .000 | 5-9    | .556             | 1    | 6   | 7   | 7.0 | 3   | 0  | 2 | 4  | 4   | 1   | 11   | 6.0 |     |
| GREENSBORO COLLEGE   | 11-26-03 | *  | 20  | 2-9           | .222  | 0-0             | .000 | 0-1    | .000             | 1    | 3   | 4   | 6.0 | 3   | 0  | 0 | 2  | 3   | 0   | 4    | 5.3 |     |
| @ Minnesota          | 11-30-03 | *  | 18  | 3-3           | 1.000 | 0-0             | .000 | 0-1    | .000             | 1    | 0   | 1   | 4.8 | 5   | 1  | 1 | 2  | 2   | 0   | 6    | 5.5 |     |
| @ UNC Greensboro     | 12-03-03 | *  | 12  | 0-1           | .000  | 0-0             | .000 | 0-0    | .000             | 0    | 3   | 3   | 4.4 | 0   | 0  | 0 | 0  | 1   | 0   | 0    | 4.4 |     |
| @ Northern Iowa      | 12-06-03 | *  | 13  | 1-2           | .500  | 0-0             | .000 | 0-0    | .000             | 0    | 2   | 2   | 4.0 | 4   | 0  | 3 | 0  | 1   | 0   | 2    | 4.0 |     |
| @ UNC Asheville      | 12-06-03 | *  | 9   | 1-3           | .333  | 0-0             | .000 | 0-0    | .000             | 0    | 1   | 1   | 3.6 | 4   | 0  | 0 | 1  | 1   | 1   | 2    | 3.7 |     |
| High Point           | 12-20-03 | *  | 10  | 0-2           | .000  | 0-0             | .000 | 0-0    | .000             | 0    | 2   | 2   | 3.4 | 4   | 0  | 0 | 2  | 0   | 0   | 0    | 3.3 |     |
| Bethune-Cookman      | 12-29-03 | *  | 15  | 0-3           | .000  | 0-0             | .000 | 1-2    | .500             | 0    | 2   | 2   | 3.2 | 0   | 0  | 1 | 0  | 2   | 0   | 1    | 3.0 |     |
| LIPSCOMB             | 12-30-03 | *  | 15  | 3-4           | .750  | 0-0             | .000 | 2-3    | .667             | 0    | 4   | 4   | 3.3 | 3   | 0  | 0 | 0  | 3   | 0   | 8    | 3.5 |     |
| EAST TENNESSEE STATE | 1-05-04  | *  | 20  | 2-5           | .400  | 0-0             | .000 | 1-4    | .250             | 1    | 3   | 4   | 3.4 | 2   | 1  | 2 | 1  | 1   | 0   | 5    | 3.6 |     |
| Totals .....         |          |    | 11  | 172           | 15-43 | .349            | 0-1  | .000   | 10-22            | .454 | 8   | 29  | 37  | 3.4 | 29 | 1 | 10 | 14  | 19  | 2    | 40  | 3.6 |

## #10 MARIJAN POJATINA'S SUPERLATIVES/CAREER STATISTICS

| CATEGORY                       | SEASON  | CAREER  |
|--------------------------------|---|---|
| Points:                        | 11 vs. So. Wesleyan (11-24)                           | 11 vs. So. Wesleyan (11-24-03)                              |
| Field Goals Made:              | 3 vs. three opponents                                 | 4 vs. Davidson (2-3-01), vs. St. Mary's (11-27-02)          |
| Field Goals Attempted:         | 9 vs. Greensboro (11-26)                              | 9 vs. Greensboro (11-26)                                    |
| 3-Point Field Goals Made:      | None  | None  |
| 3-Point Field Goals Attempted: | 1 vs. So. Wesleyan (11-24)                            | 1 vs. So. Wesleyan (11-24-03)                               |
| Free Throws Made:              | 5 vs. So. Wesleyan (11-24)                            | 5 vs. So. Wesleyan (11-24-03)                               |
| Free Throws Attempted:         | 9 vs. So. Wesleyan (11-24)                            | 9 vs. So. Wesleyan (11-24-03)                               |
| Rebounds:                      | 7 vs. James Madison (11-22), vs. So. Wesleyan (11-22) | 8 vs. New Hampshire (12-28-02)                              |
| Assists:                       | 3 vs. Northern Iowa (12-6)                            | 3 vs. College of Charleston (2-8-03), vs. N. Iowa (12-6-03) |
| Blocks:                        | 4 vs. So. Wesleyan (11-24)                            | 5 vs. Georgia Southern (2-19-01)                            |
| Steals:                        | 1 vs. So. Wesleyan (11-24), vs. UNC Asheville (12-14) | 2 vs. Emory (12-8-01)                                       |
| Minutes:                       | 24 vs. So. Wesleyan (11-24)                           | 30 vs. Chattanooga (2-5-01)                                 |

| YEAR          | GP-GS        | MP-AVG           | FGM-FGA       | PCT         | 3P-3PA     | PCT         | FTM-FTA      | PCT         | REB-AVG        | PF-D         | A         | TO        | BK        | ST        | PTS        | AVG        |
|---------------|--------------|------------------|---------------|-------------|------------|-------------|--------------|-------------|----------------|--------------|-----------|-----------|-----------|-----------|------------|------------|
| 2000-01       | 20-5         | 278-13.9         | 19-44         | .432        | 0-0        | .000        | 3-10         | .300        | 42-2.1         | 45-3         | 3         | 15        | 21        | 5         | 41         | 2.1        |
| 2001-02       | 22-1         | 155-7.0          | 16-29         | .552        | 0-0        | .000        | 3-4          | .750        | 28-1.3         | 22-0         | 10        | 16        | 14        | 5         | 35         | 1.6        |
| 2002-03       | 30-21        | 419-14.0         | 45-83         | .542        | 0-0        | .000        | 11-16        | .688        | 84-2.8         | 64-1         | 19        | 36        | 39        | 8         | 101        | 3.4        |
| 2003-04       | 11-11        | 172-15.6         | 15-43         | .342        | 0-1        | .000        | 10-22        | .454        | 37-3.4         | 29-1         | 10        | 14        | 19        | 2         | 40         | 3.6        |
| <b>Totals</b> | <b>83-38</b> | <b>1024-12.3</b> | <b>95-199</b> | <b>.477</b> | <b>0-1</b> | <b>.000</b> | <b>27-52</b> | <b>.519</b> | <b>191-2.3</b> | <b>160-5</b> | <b>42</b> | <b>81</b> | <b>93</b> | <b>20</b> | <b>217</b> | <b>2.6</b> |

# #13 Eric Webb

Guard, 6-2, 185, Freshman

Grand Rapids, Minnesota ▲ Grand Rapids High School



## 2003-04 SEASON SUMMARY

| Opponent             | Date     | GS | Min | ----TOTAL---- |      | -----3-PTS----- |      | ----REBOUNDS---- |       | PF | FO | A  | TO  | Blk | Stl | Pts | Avg |     |     |     |      |
|----------------------|----------|----|-----|---------------|------|-----------------|------|------------------|-------|----|----|----|-----|-----|-----|-----|-----|-----|-----|-----|------|
|                      |          |    |     | FG-FGA        | Pct  | 3PFG-FGA        | Pct  | FT-FTA           | Pct   |    |    |    |     |     |     |     |     | Off | Def | Tot | Avg  |
| @ James Madison      | 11-22-03 |    | 23  | 2-9           | .222 | 2-7             | .286 | 0-0              | .000  | 1  | 1  | 2  | 2.0 | 1   | 0   | 0   | 5   | 0   | 0   | 6   | 6.0  |
| SO. WESLEYAN         | 11-24-03 |    | 26  | 5-9           | .556 | 4-8             | .500 | 3-4              | .750  | 1  | 2  | 3  | 2.5 | 0   | 0   | 3   | 2   | 0   | 1   | 17  | 11.5 |
| GREENSBORO COLLEGE   | 11-26-03 |    | 24  | 4-6           | .667 | 2-4             | .500 | 2-2              | 1.000 | 1  | 3  | 4  | 3.0 | 1   | 0   | 3   | 3   | 0   | 2   | 12  | 11.7 |
| @ Minnesota          | 11-30-03 |    | 34  | 1-8           | .125 | 1-7             | .143 | 4-4              | 1.000 | 0  | 3  | 3  | 3.0 | 1   | 0   | 4   | 3   | 0   | 1   | 7   | 10.5 |
| @ UNC Greensboro     | 12-03-03 |    | 29  | 4-10          | .400 | 2-7             | .286 | 0-0              | .000  | 2  | 1  | 3  | 3.0 | 2   | 0   | 3   | 4   | 0   | 2   | 10  | 10.4 |
| @ Northern Iowa      | 12-06-03 |    | 31  | 3-8           | .375 | 1-5             | .200 | 4-6              | .667  | 0  | 6  | 6  | 3.5 | 2   | 0   | 5   | 2   | 0   | 1   | 11  | 10.5 |
| @ UNC Asheville      | 12-14-03 |    | 21  | 4-11          | .364 | 3-10            | .300 | 0-0              | .000  | 1  | 1  | 2  | 3.3 | 1   | 0   | 1   | 3   | 0   | 1   | 11  | 10.6 |
| @ Ohio State         | 12-17-03 |    | 30  | 7-9           | .778 | 6-8             | .750 | 0-1              | .000  | 1  | 3  | 4  | 3.4 | 1   | 0   | 2   | 1   | 0   | 0   | 20  | 11.8 |
| High Point           | 12-20-03 |    | 25  | 3-4           | .750 | 3-4             | .750 | 5-6              | .833  | 0  | 4  | 4  | 3.4 | 2   | 0   | 3   | 4   | 0   | 0   | 14  | 12.0 |
| Bethune-Cookman      | 12-29-03 |    | 27  | 0-6           | .000 | 0-4             | .000 | 2-2              | 1.000 | 2  | 1  | 3  | 3.4 | 0   | 0   | 2   | 1   | 0   | 0   | 2   | 11.0 |
| LIPSCOMB             | 12-30-03 |    | 21  | 2-3           | .667 | 1-2             | .500 | 0-0              | .000  | 0  | 2  | 2  | 3.3 | 2   | 0   | 9   | 4   | 0   | 2   | 5   | 10.5 |
| EAST TENNESSEE STATE | 1-05-04  |    | 19  | 2-5           | .400 | 1-3             | .333 | 2-2              | 1.000 | 0  | 0  | 0  | 3.0 | 1   | 0   | 2   | 3   | 0   | 1   | 7   | 10.2 |
| Totals .....         |          | 0  | 310 | 37-88         | .420 | 26-69           | .377 | 22-27            | .815  | 9  | 27 | 36 | 3.0 | 14  | 0   | 37  | 35  | 0   | 11  | 122 | 10.2 |

## #13 ERIC WEBB'S SUPERLATIVES/CAREER STATISTICS


| CATEGORY                          | SEASON   |
|-----------------------------------|--|
| Points: .....                     | 20 vs. Ohio State (12-17)                          |
| Field Goals Made: .....           | 7 vs. Ohio State (12-17)                           |
| Field Goals Attempted: .....      | 11 vs. UNC Asheville (12-14)                       |
| 3-Point Field Goals Made: .....   | 6 vs. Ohio State (12-17)                           |
| 3-Point Field Goals Attempted: .. | 10 vs. UNC Asheville (12-14)                       |
| Free Throws Made: .....           | 5 vs. High Point (12-20)                           |
| Free Throws Attempted: .....      | 6 vs. Northern Iowa (12-6), vs. High Point (12-20) |
| Rebounds: .....                   | 6 vs. Northern Iowa (12-6)                         |
| Assists: .....                    | 9 vs. Lipscomb (12-30)                             |
| Blocks: .....                     | None   |
| Steals: .....                     | 2 vs. three opponents                              |
| Minutes: .....                    | 34 vs. Minnesota (11-30)                           |

| YEAR    | GP-GS | MP-AVG   | FGM-FGA | PCT  | 3P-3PA | PCT  | FTM-FTA | PCT  | REB-AVG | PF-D | A  | TO | BK | ST | PTS | AVG  |
|---------|-------|----------|---------|------|--------|------|---------|------|---------|------|----|----|----|----|-----|------|
| 2003-04 | 12-0  | 310-25.8 | 37-88   | .420 | 26-69  | .377 | 22-27   | .815 | 36-3.0  | 14-0 | 37 | 35 | 0  | 11 | 122 | 10.2 |

# 15 Daniel Sperry

Forward, 6-6, 200, Sophomore

St. Simmons Island, Georgia ▲ Glynn Academy



## 2003-04 SEASON SUMMARY

| Opponent           | Date     | GS | Min | ----TOTAL---- |      | -----3-PTS----- |      |        | ----REBOUNDS---- |     |     |     |     |    |    |   |    |     |     |     |     |     |
|--------------------|----------|----|-----|---------------|------|-----------------|------|--------|------------------|-----|-----|-----|-----|----|----|---|----|-----|-----|-----|-----|-----|
|                    |          |    |     | FG-FGA        | Pct  | 3PFG-FGA        | Pct  | FT-FTA | Pct              | Off | Def | Tot | Avg | PF | FO | A | TO | Blk | Stl | Pts | Avg |     |
| GREENSBORO COLLEGE | 11-26-03 |    | 3   | 0-2           | .000 | 0-0             | .000 | 0-0    | .000             | 1   | 0   | 1   | 1.5 | 0  | 0  | 0 | 0  | 0   | 0   | 0   | 0   | 0.0 |
| LIPSCOMB           | 12-30-03 |    | 2   | 0-0           | .000 | 0-0             | .000 | 0-0    | .000             | 0   | 0   | 0   | 1.0 | 0  | 0  | 0 | 0  | 0   | 0   | 0   | 0   | 0.0 |
| Totals .....       |          | 0  | 5   | 0-2           | .000 | 0-0             | .000 | 0-0    | .000             | 1   | 0   | 1   | 0.5 | 0  | 0  | 0 | 0  | 0   | 0   | 0   | 0   | 0.0 |


## #15 DANIEL SPERRY'S SUPERLATIVES/CAREER STATISTICS

| CATEGORY                       | SEASON                   | CAREER   |
|--------------------------------|--------------------------|--|
| Points:                        | None                     | 4 vs. St. Mary's (11-27-02)                              |
| Field Goals Made:              | None                     | 2 vs. St. Mary's (11-27-02)                              |
| Field Goals Attempted:         | 2 vs. Greensboro (11-26) | 2 vs. St. Mary's (11-27-02), vs. Greensboro (11-26-03)   |
| 3-Point Field Goals Made:      | None                     | None   |
| 3-Point Field Goals Attempted: | None                     | None   |
| Free Throws Made:              | None                     | None   |
| Free Throws Attempted:         | None                     | None   |
| Rebounds:                      | 1 vs. Greensboro (11-26) | 1 vs. St. Mary's (11-27-02), 1 vs. Greensboro (11-26-03) |
| Assists:                       | None                     | None   |
| Blocks:                        | None                     | None   |
| Steals:                        | None                     | 1 vs. St. Mary's (11-27-02)                              |
| Minutes:                       | 3 vs. Greensboro (11-26) | 3 vs. Greensboro (11-26-03)                              |

| YEAR          | GP-GS      | MP-AVG       | FGM-FGA    | PCT         | 3P-3PA     | PCT         | FTM-FTA    | PCT         | REB-AVG      | PF-D       | A        | TO       | BK       | ST       | PTS      | AVG        |
|---------------|------------|--------------|------------|-------------|------------|-------------|------------|-------------|--------------|------------|----------|----------|----------|----------|----------|------------|
| 2002-03       | 3-0        | 3-1.0        | 2-2        | 1.000       | 0-0        | .000        | 0-0        | .000        | 1-0.3        | 0-0        | 0        | 1        | 0        | 1        | 4        | 1.3        |
| 2003-04       | 2-0        | 5-2.5        | 0-2        | .000        | 0-0        | .000        | 0-0        | .000        | 1-0.5        | 0-0        | 0        | 0        | 0        | 0        | 0        | 0.0        |
| <b>Totals</b> | <b>5-0</b> | <b>8-1.6</b> | <b>2-4</b> | <b>.500</b> | <b>0-0</b> | <b>.000</b> | <b>0-0</b> | <b>.000</b> | <b>2-0.4</b> | <b>0-0</b> | <b>0</b> | <b>1</b> | <b>0</b> | <b>1</b> | <b>4</b> | <b>0.8</b> |

# 22 Ben Earle

Guard/Forward, 6-5, 190, R-Sophomore  
Standish, Maine ▲ Windham Christian Academy



## 2003-04 SEASON SUMMARY

| Opponent             | Date     | GS | Min | I---TOTAL--- |       | I-----3-PTS-----I |       | FT-FTA | Pct   | I---REBOUNDS--- |     |     |     |    | PF | FO | A | TO | Blk | Stl | Pts | Avg |
|----------------------|----------|----|-----|--------------|-------|-------------------|-------|--------|-------|-----------------|-----|-----|-----|----|----|----|---|----|-----|-----|-----|-----|
|                      |          |    |     | FG-FGA       | Pct   | 3PFG-FGA          | Pct   |        |       | Off             | Def | Tot | Avg |    |    |    |   |    |     |     |     |     |
| @ James Madison      | 11-22-03 |    | 19  | 2-4          | .500  | 1-2               | .500  | 0-0    | .000  | 1               | 0   | 1   | 1.0 | 2  | 0  | 0  | 0 | 0  | 0   | 0   | 5   | 5.0 |
| SO. WESLEYAN         | 11-24-03 |    | 10  | 1-3          | .333  | 1-3               | .333  | 0-0    | .000  | 0               | 0   | 0   | 0.5 | 2  | 0  | 0  | 2 | 0  | 0   | 0   | 3   | 4.0 |
| GREENSBORO COLLEGE   | 11-26-03 |    | 15  | 2-3          | .667  | 0-1               | .000  | 2-2    | 1.000 | 0               | 1   | 1   | 0.7 | 0  | 0  | 1  | 1 | 0  | 1   | 6   | 4.7 |     |
| @ Minnesota          | 11-30-03 |    | 9   | 0-0          | .000  | 0-0               | .000  | 0-0    | .000  | 0               | 1   | 1   | 0.8 | 0  | 0  | 0  | 1 | 0  | 0   | 0   | 0   | 3.5 |
| @ UNC Greensboro     | 12-03-03 |    | 16  | 2-6          | .333  | 0-3               | .000  | 1-2    | .500  | 1               | 1   | 2   | 1.0 | 0  | 0  | 0  | 0 | 0  | 0   | 5   | 3.8 |     |
| @ Northern Iowa      | 12-06-03 |    | 20  | 2-5          | .400  | 0-1               | .000  | 0-2    | .000  | 0               | 1   | 1   | 1.0 | 2  | 0  | 1  | 0 | 0  | 0   | 4   | 3.8 |     |
| @ UNC Asheville      | 12-14-03 |    | 14  | 0-2          | .000  | 0-2               | .000  | 1-4    | .250  | 0               | 1   | 1   | 1.0 | 0  | 0  | 1  | 1 | 1  | 1   | 1   | 3.4 |     |
| @ Ohio State         | 12-17-03 |    | 15  | 3-5          | .600  | 3-5               | .600  | 0-0    | .000  | 1               | 0   | 1   | 1.0 | 1  | 0  | 1  | 1 | 0  | 1   | 9   | 4.1 |     |
| High Point           | 12-20-03 |    | 18  | 1-5          | .200  | 1-3               | .333  | 0-0    | .000  | 0               | 2   | 2   | 1.1 | 2  | 0  | 1  | 1 | 0  | 3   | 3   | 4.0 |     |
| Bethune-Cookman      | 12-29-03 |    | 4   | 0-1          | .000  | 0-1               | .000  | 0-0    | .000  | 0               | 1   | 1   | 1.1 | 0  | 0  | 0  | 0 | 0  | 0   | 0   | 3.6 |     |
| LIPSCOMB             | 12-30-03 |    | 11  | 3-3          | 1.000 | 3-3               | 1.000 | 0-0    | .000  | 0               | 1   | 1   | 1.1 | 2  | 0  | 0  | 2 | 0  | 0   | 9   | 4.1 |     |
| EAST TENNESSEE STATE | 1-05-04  |    | 4   | 0-1          | .000  | 0-1               | .000  | 0-0    | .000  | 0               | 0   | 0   | 1.0 | 0  | 0  | 0  | 0 | 0  | 0   | 0   | 3.8 |     |
| Totals .....         |          | 0  | 155 | 16-38        | .421  | 9-25              | .360  | 4-10   | .400  | 3               | 9   | 12  | 1.0 | 12 | 0  | 5  | 9 | 1  | 6   | 45  | 3.8 |     |

## #21 BEN EARLE'S SUPERLATIVES/CAREER STATISTICS

| CATEGORY                          | SEASON   |
|-----------------------------------|--|
| Points: .....                     | 9 vs. Ohio State (12-17), vs. Lipscomb (12-30)       |
| Field Goals Made: .....           | 3 vs. Ohio State (12-17), vs. Lipscomb (12-30)       |
| Field Goals Attempted: .....      | 6 vs. UNC Greensboro (12-03)                         |
| 3-Point Field Goals Made: .....   | 3 vs. Ohio State (12-17), vs. Lipscomb (12-30)       |
| 3-Point Field Goals Attempted: .. | 5 vs. Ohio State (12-17), vs. Lipscomb (12-30)       |
| Free Throws Made: .....           | 2 vs. Greensboro (11-26)                             |
| Free Throws Attempted: .....      | 4 vs. UNC Asheville (12-14)                          |
| Rebounds: .....                   | 2 vs. UNC Greensboro (12-03), vs. High Point (12-20) |
| Assists: .....                    | 1 vs. four opponents                                 |
| Blocks: .....                     | 1 vs. UNC Asheville (12-14)                          |
| Steals: .....                     | 3 vs. High Point (12-20)                             |
| Minutes: .....                    | 20 vs. Northern Iowa (12-6)                          |


| YEAR    | GP-GS | MP-AVG   | FGM-FGA | PCT  | 3P-3PA | PCT  | FTM-FTA | PCT  | REB-AVG | PF-D | A | TO | BK | ST | PTS | AVG |
|---------|-------|----------|---------|------|--------|------|---------|------|---------|------|---|----|----|----|-----|-----|
| 2003-04 | 12-0  | 155-12.9 | 16-38   | .421 | 9-25   | .360 | 4-10    | .400 | 12-1.0  | 12-0 | 5 | 9  | 1  | 6  | 45  | 3.8 |



# 22 Gerad Punch

Guard/Forward, 6-4, 200, Freshman

Phoenix, Arizona ▲ Brophy Preparatory School



## 2003-04 SEASON SUMMARY

| Opponent           | Date     | GS | Min | I---TOTAL--- |      | I-----3-PTS-----I |      | FT-FTA | Pct   | I---REBOUNDS--- |     |     |     |   | PF | FO | A | TO | Blk | Stl | Pts | Avg |
|--------------------|----------|----|-----|--------------|------|-------------------|------|--------|-------|-----------------|-----|-----|-----|---|----|----|---|----|-----|-----|-----|-----|
|                    |          |    |     | FG-FGA       | Pct  | 3PFG-FGA          | Pct  |        |       | Off             | Def | Tot | Avg |   |    |    |   |    |     |     |     |     |
| @ James Madison    | 11-22-03 |    | 3   | 0-0          | .000 | 0-0               | .000 | 0-0    | .000  | 0               | 2   | 2   | 2.0 | 0 | 0  | 0  | 0 | 0  | 0   | 0   | 0   | 0.0 |
| SO. WESLEYAN       | 11-24-03 |    | 13  | 1-4          | .250 | 0-2               | .000 | 0-0    | .000  | 1               | 3   | 4   | 3.0 | 0 | 0  | 2  | 1 | 0  | 1   | 2   | 1.0 |     |
| GREENSBORO COLLEGE | 11-26-03 |    | 11  | 0-3          | .000 | 0-2               | .000 | 0-0    | .000  | 0               | 3   | 3   | 3.0 | 1 | 0  | 2  | 0 | 0  | 1   | 0   | 0.7 |     |
| @ Minnesota        | 11-30-03 |    | 2   | 0-0          | .000 | 0-0               | .000 | 0-0    | .000  | 0               | 0   | 0   | 2.3 | 1 | 0  | 0  | 0 | 0  | 1   | 0   | 0.5 |     |
| @ UNC Greensboro   | 12-03-03 |    | 2   | 0-0          | .000 | 0-0               | .000 | 0-0    | .000  | 0               | 0   | 0   | 0.0 | 0 | 0  | 0  | 1 | 0  | 0   | 0   | 0.4 |     |
| @ Northern Iowa    | 12-06-03 |    | 2   | 0-0          | .000 | 0-0               | .000 | 2-2    | 1.000 | 1               | 2   | 3   | 2.0 | 2 | 0  | 0  | 0 | 0  | 0   | 2   | 0.7 |     |
| @ UNC Asheville    | 12-14-03 |    | 2   | 0-0          | .000 | 0-0               | .000 | 0-0    | .000  | 0               | 0   | 0   | 1.7 | 0 | 0  | 0  | 1 | 0  | 0   | 0   | 0.6 |     |
| Bethune-Cookman    | 12-29-03 |    | 1   | 0-0          | .000 | 0-0               | .000 | 0-0    | .000  | 0               | 0   | 0   | 1.5 | 0 | 0  | 0  | 0 | 0  | 0   | 0   | 0.5 |     |
| LIPSCOMB           | 12-30-03 |    | 6   | 0-1          | .000 | 0-0               | .000 | 0-0    | .000  | 0               | 3   | 3   | 1.7 | 0 | 0  | 0  | 0 | 0  | 1   | 0   | 0.4 |     |
| Totals .....       |          | 0  | 42  | 1-8          | .125 | 0-5               | .000 | 2-2    | 1.000 | 2               | 13  | 15  | 1.7 | 4 | 0  | 4  | 3 | 0  | 4   | 4   | 0.4 |     |

## #22 GERAD PUNCH SUPERLATIVES/CAREER STATISTICS


| CATEGORY                          | SEASON   |
|-----------------------------------|--|
| Points: .....                     | 2 vs. So. Wesleyan (11-24), vs. Northern Iowa (12-6) |
| Field Goals Made: .....           | 1 vs. So. Wesleyan (11-24)                           |
| Field Goals Attempted: .....      | 4 vs. So. Wesleyan (11-24)                           |
| 3-Point Field Goals Made: .....   | None   |
| 3-Point Field Goals Attempted: .. | 2 vs. So. Wesleyan (11-24), vs. Greensboro (11-26)   |
| Free Throws Made: .....           | 2 vs. Northern Iowa (12-6)                           |
| Free Throws Attempted: .....      | 2 vs. Northern Iowa (12-6)                           |
| Rebounds: .....                   | 4 vs. So. Wesleyan (11-24)                           |
| Assists: .....                    | 2 vs. So. Wesleyan (11-24), vs. Greensboro (11-26)   |
| Blocks: .....                     | None   |
| Steals: .....                     | 1 vs. four opponents                                 |
| Minutes: .....                    | 13 vs. So. Wesleyan (11-24)                          |

| YEAR    | GP-GS | MP-AVG | FGM-FGA | PCT  | 3P-3PA | PCT  | FTM-FTA | PCT   | REB-AVG | PF-D | A | TO | BK | ST | PTS | AVG |
|---------|-------|--------|---------|------|--------|------|---------|-------|---------|------|---|----|----|----|-----|-----|
| 2003-04 | 9-0   | 42-4.7 | 1-8     | .125 | 0-5    | .000 | 2-2     | 1.000 | 15-1.7  | 4-0  | 4 | 3  | 0  | 4  | 4   | 0.4 |

# 24 Ryan Carson

Guard, 6-3, 180, Junior

Charlotte, North Carolina ▲ Providence Day School



## 2003-04 SEASON SUMMARY

| Opponent           | Date     | GS | Min | I---TOTAL--- |       | I-----3-PTS-----I |      | FT-FTA |       | I---REBOUNDS--- |     |     |     |    |    |   |    |     |     | Pts | Avg |     |     |
|--------------------|----------|----|-----|--------------|-------|-------------------|------|--------|-------|-----------------|-----|-----|-----|----|----|---|----|-----|-----|-----|-----|-----|-----|
|                    |          |    |     | FG-FGA       | Pct   | 3PFG-FGA          | Pct  | Pct    | Pct   | Off             | Def | Tot | Avg | PF | FO | A | TO | Blk | Stl |     |     |     |     |
| SO. WESLEYAN       | 11-24-03 |    | 0   | 0-1          | .000  | 0-1               | .000 | 0-0    | .000  | 0               | 0   | 0   | 0.0 | 0  | 0  | 0 | 0  | 0   | 0   | 0   | 0   | 0   | 0.0 |
| GREENSBORO COLLEGE | 11-26-03 |    | 4   | 1-2          | .500  | 1-2               | .500 | 0-0    | .000  | 0               | 1   | 1   | 0.5 | 1  | 0  | 0 | 0  | 0   | 0   | 1   | 3   | 1.5 |     |
| LIPSCOMB           | 12-30-03 |    | 4   | 1-1          | 1.000 | 0-0               | .000 | 2-2    | 1.000 | 0               | 0   | 0   | 0.3 | 0  | 0  | 0 | 0  | 0   | 0   | 0   | 4   | 2.3 |     |
| Totals .....       |          | 0  | 8   | 2-4          | .500  | 1-3               | .333 | 2-2    | 1.000 | 0               | 1   | 1   | 0.3 | 1  | 0  | 0 | 0  | 0   | 0   | 1   | 7   | 2.3 |     |

## #24 RYAN CARSON'S SUPERLATIVES/CAREER STATISTICS

| CATEGORY                       | SEASON   | CAREER   |
|--------------------------------|--|--|
| Points:                        | 4 vs. Lipscomb (12-30)                         | 4 vs. Lipscomb (12-30-03)                          |
| Field Goals Made:              | 1 vs. Greensboro (11-26), vs. Lipscomb (12-30) | 1 vs. six opponents                                |
| Field Goals Attempted:         | 2 vs. Greensboro (11-26)                       | 2 vs. Wofford (1-11-03), vs. Greensboro (11-26-03) |
| 3-Point Field Goals Made:      | 1 vs. Greensboro (11-26)                       | 1 vs. five opponents                               |
| 3-Point Field Goals Attempted: | 2 vs. Greensboro (11-26)                       | 2 vs. Wofford (1-11-03), vs. Greensboro (11-26-03) |
| Free Throws Made:              | 2 vs. Lipscomb (12-30)                         | 2 vs. Lipscomb (12-30-03)                          |
| Free Throws Attempted:         | 2 vs. Lipscomb (12-30)                         | 2 vs. Lipscomb (12-30-03)                          |
| Rebounds:                      | 1 vs. Greensboro (11-26)                       | 2 vs. Methodist (12-13-02)                         |
| Assists:                       | None   | 1 vs. Methodist (12-13-02), Wofford (1-11-03)      |
| Blocks:                        | None   | 1 vs. Sewanee (12-19-02)                           |
| Steals:                        | 1 vs. Greensboro (11-26)                       | 1 vs. Greensboro (11-26-03)                        |
| Minutes:                       | 4 vs. Greensboro (11-26)                       | 9 vs. Wofford (1-11-03)                            |


  

| YEAR          | GP-GS       | MP-AVG        | FGM-FGA     | PCT         | 3P-3PA      | PCT         | FTM-FTA    | PCT         | REB-AVG      | PF-D       | A        | TO       | BK       | ST       | PTS       | AVG        |
|---------------|-------------|---------------|-------------|-------------|-------------|-------------|------------|-------------|--------------|------------|----------|----------|----------|----------|-----------|------------|
| 2002-03       | 11-0        | 28-2.5        | 4-8         | .500        | 4-7         | .571        | 0-1        | .000        | 2-0.2        | 2-0        | 2        | 3        | 1        | 0        | 12        | 1.1        |
| 2003-04       | 3-0         | 8-2.7         | 2-4         | .500        | 1-3         | .333        | 2-2        | 1.000       | 1-0.3        | 1-0        | 0        | 0        | 0        | 0        | 4         | 2.3        |
| <b>Totals</b> | <b>14-0</b> | <b>36-2.6</b> | <b>6-12</b> | <b>.500</b> | <b>5-10</b> | <b>.500</b> | <b>2-3</b> | <b>.667</b> | <b>3-0.2</b> | <b>3-0</b> | <b>2</b> | <b>3</b> | <b>1</b> | <b>0</b> | <b>16</b> | <b>1.1</b> |

# 32 Quan Prowell

Forward, 6-8, 210, Freshman

Columbus, Georgia ▲ Jordan High School



## 2003-04 SEASON SUMMARY

| Opponent             | Date     | GS | Min | I---TOTAL--- |      | I-----3-PTS-----I |       | FT-FTA | Pct   | I---REBOUNDS--- |     |     |     |    | PF | FO | A  | TO | Blk | Stl | Pts  | Avg |
|----------------------|----------|----|-----|--------------|------|-------------------|-------|--------|-------|-----------------|-----|-----|-----|----|----|----|----|----|-----|-----|------|-----|
|                      |          |    |     | FG-FGA       | Pct  | 3PFG-FGA          | Pct   |        |       | Off             | Def | Tot | Avg |    |    |    |    |    |     |     |      |     |
| @ James Madison      | 11-22-03 |    | 12  | 2-4          | .500 | 0-0               | .000  | 0-0    | .000  | 0               | 2   | 2   | 2.0 | 4  | 0  | 0  | 0  | 0  | 1   | 3   | 4    | 4.0 |
| SO. WESLEYAN         | 11-24-03 |    | 27  | 5-8          | .625 | 0-0               | .000  | 101    | 1.000 | 3               | 3   | 6   | 4.0 | 4  | 0  | 1  | 3  | 0  | 1   | 11  | 7.5  |     |
| GREENSBORO COLLEGE   | 11-26-03 |    | 22  | 6-11         | .545 | 2-2               | 1.000 | 202    | 1.000 | 2               | 1   | 3   | 3.7 | 3  | 0  | 1  | 1  | 2  | 3   | 16  | 10.3 |     |
| @ Minnesota          | 11-30-03 |    | 31  | 6-11         | .545 | 0-1               | .000  | 3-4    | .750  | 2               | 1   | 3   | 3.4 | 4  | 1  | 1  | 1  | 1  | 0   | 15  | 11.5 |     |
| @ UNC Greensboro     | 12-03-03 |    | 26  | 9-10         | .900 | 1-1               | 1.000 | 3-5    | .600  | 2               | 5   | 7   | 4.2 | 2  | 0  | 0  | 1  | 2  | 1   | 22  | 13.6 |     |
| @ Northern Iowa      | 12-06-03 |    | 28  | 6-13         | .462 | 1-2               | .500  | 0-0    | .000  | 1               | 4   | 5   | 4.3 | 3  | 0  | 1  | 2  | 0  | 0   | 13  | 13.5 |     |
| @ UNC Asheville      | 12-14-03 |    | 24  | 3-5          | .600 | 1-2               | .500  | 2-3    | .667  | 2               | 6   | 8   | 4.9 | 2  | 0  | 2  | 0  | 1  | 0   | 9   | 12.9 |     |
| @ Ohio State         | 12-17-03 | *  | 11  | 1-2          | .000 | 0-0               | .000  | 0-0    | .000  | 0               | 3   | 3   | 4.6 | 4  | 0  | 0  | 0  | 1  | 0   | 2   | 11.5 |     |
| High Point           | 12-20-03 |    | 23  | 2-4          | .500 | 0-1               | .000  | 3-3    | 1.000 | 0               | 1   | 1   | 4.2 | 4  | 0  | 0  | 3  | 1  | 1   | 7   | 11.0 |     |
| Bethune-Cookman      | 12-29-03 |    | 21  | 4-6          | .667 | 0-0               | .000  | 6-6    | 1.000 | 3               | 5   | 8   | 4.6 | 3  | 0  | 1  | 5  | 1  | 1   | 14  | 11.3 |     |
| LIPSCOMB             | 12-30-03 |    | 19  | 7-10         | .700 | 4-6               | .667  | 0-0    | .000  | 1               | 2   | 3   | 4.5 | 2  | 0  | 1  | 4  | 1  | 1   | 18  | 11.9 |     |
| EAST TENNESSEE STATE | 1-05-04  |    | 21  | 4-7          | .571 | 0-2               | .000  | 0-0    | .000  | 2               | 2   | 4   | 4.4 | 3  | 0  | 0  | 3  | 0  | 1   | 8   | 11.6 |     |
| Totals .....         |          | 1  | 265 | 55-91        | .604 | 9-17              | .529  | 20-24  | .833  | 18              | 35  | 53  | 4.4 | 39 | 1  | 8  | 23 | 11 | 12  | 139 | 11.6 |     |

## #32 QUAN PROWELL'S SUPERLATIVES/CAREER STATISTICS

| CATEGORY                       | SEASON   |
|--------------------------------|--|
| Points:                        | 22 vs. UNC Greensboro (12-03)                            |
| Field Goals Made:              | 9 vs. UNC Greensboro (12-03)                             |
| Field Goals Attempted:         | 11 vs. Greensboro (11-26), vs. Minnesota (11-30)         |
| 3-Point Field Goals Made:      | 4 vs. Lipscomb (12-30)                                   |
| 3-Point Field Goals Attempted: | 6 vs. Lipscomb (12-30)                                   |
| Free Throws Made:              | 3 vs. Minnesota (11-30), vs. UNC Greensboro (12-03)      |
| Free Throws Attempted:         | 5 vs. UNC Greensboro (12-03)                             |
| Rebounds:                      | 8 vs. UNC Asheville (12-14), vs. Bethune-Cookman (12-29) |
| Assists:                       | 2 vs. UNC Asheville (12-14)                              |
| Blocks:                        | 2 vs. Greensboro (11-26), vs. UNC Greensboro (12-03)     |
| Steals:                        | 3 vs. Greensboro (11-26)                                 |
| Minutes:                       | 31 vs. Minnesota (11-30)                                 |

| YEAR    | GP-GS | MP-AVG   | FGM-FGA | PCT  | 3P-3PA | PCT  | FTM-FTA | PCT  | REB-AVG | PF-D | A | TO | BK | ST | PTS | AVG  |
|---------|-------|----------|---------|------|--------|------|---------|------|---------|------|---|----|----|----|-----|------|
| 2003-04 | 12-1  | 265-22.1 | 55-91   | .604 | 9-17   | .529 | 20-24   | .833 | 53-4.4  | 39-1 | 8 | 23 | 11 | 12 | 139 | 11.6 |

# 41 Nick Sanders

Forward, 6-7, 215, Junior

Leavenworth, Kansas ▲ Leavenworth High School



## 2003-04 SEASON SUMMARY

| Opponent             | Date     | GS | Min | ----TOTAL---- |       | -----3-PTS----- |       | ----REBOUNDS---- |       | PF   | FO | A  | TO  | Blk | Stl | Pts | Avg |     |     |     |     |     |
|----------------------|----------|----|-----|---------------|-------|-----------------|-------|------------------|-------|------|----|----|-----|-----|-----|-----|-----|-----|-----|-----|-----|-----|
|                      |          |    |     | FG-FGA        | Pct   | 3PFG-FGA        | Pct   | FT-FTA           | Pct   |      |    |    |     |     |     |     |     | Off | Def | Tot | Avg |     |
| @ James Madison      | 11-22-03 | *  | 29  | 0-3           | .000  | 0-1             | .000  | 1-2              | .500  | 2    | 4  | 6  | 6.0 | 3   | 0   | 0   | 1   | 0   | 1   | 1.0 |     |     |
| SO. WESLEYAN         | 11-24-03 | *  | 25  | 2-3           | .667  | 0-1             | .000  | 2-2              | 1.000 | 2    | 6  | 9  | 7.5 | 4   | 0   | 2   | 1   | 0   | 1   | 6   | 3.5 |     |
| GREENSBORO COLLEGE   | 11-26-03 | *  | 22  | 2-4           | .500  | 0-0             | .000  | 2-2              | 1.000 | 3    | 1  | 4  | 6.3 | 2   | 0   | 4   | 2   | 0   | 3   | 6   | 4.3 |     |
| @ Minnesota          | 11-30-03 | *  | 34  | 5-8           | .625  | 1-2             | .500  | 0-0              | .000  | 1    | 4  | 5  | 6.0 | 5   | 1   | 2   | 2   | 0   | 2   | 11  | 6.0 |     |
| @ UNC Greensboro     | 12-03-03 | *  | 27  | 2-6           | .333  | 1-2             | .500  | 0-0              | .000  | 1    | 2  | 3  | 5.4 | 5   | 1   | 3   | 2   | 0   | 1   | 5   | 5.8 |     |
| @ Northern Iowa      | 12-06-03 | *  | 35  | 5-9           | .556  | 0-1             | .000  | 0-2              | .000  | 4    | 7  | 11 | 6.3 | 2   | 0   | 3   | 1   | 1   | 3   | 10  | 6.5 |     |
| @ UNC Asheville      | 12-14-03 | *  | 34  | 3-8           | .375  | 0-0             | .000  | 0-0              | .000  | 1    | 4  | 5  | 6.1 | 2   | 0   | 0   | 0   | 0   | 2   | 6   | 6.4 |     |
| @ Ohio State         | 12-17-03 | *  | 32  | 1-6           | .167  | 0-1             | .000  | 0-0              | .000  | 1    | 4  | 5  | 6.0 | 3   | 0   | 3   | 2   | 0   | 1   | 2   | 5.9 |     |
| High Point           | 12-20-03 | *  | 26  | 3-3           | 1.000 | 1-1             | 1.000 | 1-2              | .500  | 3    | 1  | 4  | 5.8 | 4   | 0   | 2   | 2   | 0   | 0   | 8   | 6.1 |     |
| Bethune-Cookman      | 12-29-03 | *  | 32  | 3-3           | 1.000 | 0-0             | .000  | 4-6              | .667  | 1    | 3  | 4  | 5.6 | 1   | 0   | 1   | 1   | 0   | 0   | 10  | 6.5 |     |
| LIPSCOMB             | 12-30-03 | *  | 19  | 2-3           | .667  | 1-1             | 1.000 | 0-0              | .000  | 1    | 3  | 4  | 5.5 | 3   | 0   | 3   | 1   | 0   | 2   | 5   | 6.4 |     |
| EAST TENNESSEE STATE | 1-05-04  | *  | 27  | 2-3           | .667  | 0-1             | .000  | 6-6              | 1.000 | 3    | 8  | 11 | 5.9 | 3   | 0   | 4   | 2   | 1   | 0   | 10  | 6.7 |     |
| Totals .....         |          |    | 12  | 342           | 30-59 | .508            | 4-11  | .364             | 16-22 | .727 | 24 | 47 | 71  | 5.9 | 37  | 2   | 27  | 17  | 2   | 15  | 80  | 6.7 |

## #41 NICK SANDERS' SUPERLATIVES/CAREER STATISTICS

| CATEGORY                       | SEASON  | CAREER  |
|--------------------------------|---|---|
| Points:                        | 11 vs. Minnesota (11-30)                              | 11 vs. Minnesota (11-30-03)                                 |
| Field Goals Made:              | 5 vs. Minnesota (11-30), vs. Northern Iowa (12-6)     | 5 vs. three opponents                                       |
| Field Goals Attempted:         | 9 vs. Northern Iowa (12-6)                            | 9 vs. Northern Iowa (12-6)                                  |
| 3-Point Field Goals Made:      | 1 vs. four opponents                                  | 1 vs. four opponents  |
| 3-Point Field Goals Attempted: | 2 vs. Minnesota (11-30)                               | 2 vs. Minnesota (11-30-03)                                  |
| Free Throws Made:              | 6 vs. E. Tenn. St. (1-5)                              | 6 vs. E. Tenn. St. (1-5-04)                                 |
| Free Throws Attempted:         | 6 vs. Bethune-Cookman (12-29), vs. E. Tenn. St. (1-5) | 6 vs. Bethune-Cookman (12-29-03), vs. E. Tenn. St. (1-5-04) |
| Rebounds:                      | 11 vs. Northern Iowa (12-6), vs. E. Tenn. St. (1-5)   | 11 vs. Northern Iowa (12-6), vs. E. Tenn. St. (1-5-04)      |
| Assists:                       | 4 vs. Greensboro (11-26), vs. E. Tenn. St. (1-5)      | 4 vs. three opponents                                       |
| Blocks:                        | 1 vs. Northern Iowa (12-6), vs. E. Tenn. St. (1-5)    | 1 vs. 14 opponents  |
| Steals:                        | 3 vs. Greensboro (11-26), vs. Northern Iowa (12-6)    | 3 vs. three opponents                                       |
| Minutes:                       | 35 vs. Northern Iowa (12-6)                           | 35 vs. Northern Iowa (12-6)                                 |

| YEAR          | GP-GS        | MP-AVG           | FGM-FGA       | PCT         | 3P-3PA      | PCT         | FTM-FTA      | PCT         | REB-AVG        | PF-D         | A         | TO        | BK        | ST        | PTS        | AVG        |
|---------------|--------------|------------------|---------------|-------------|-------------|-------------|--------------|-------------|----------------|--------------|-----------|-----------|-----------|-----------|------------|------------|
| 2001-02       | 31-13        | 580-18.7         | 33-73         | .452        | 0-0         | .000        | 7-11         | .636        | 106-3.4        | 74-1         | 25        | 24        | 4         | 16        | 73         | 2.4        |
| 2002-03       | 31-2         | 664-21.4         | 33-91         | .363        | 0-4         | .000        | 25-36        | .694        | 124-4.0        | 86-1         | 35        | 35        | 8         | 21        | 91         | 2.9        |
| 2003-04       | 12-12        | 342-28.5         | 30-59         | .508        | 4-11        | .364        | 16-22        | .727        | 71-5.9         | 37-2         | 27        | 17        | 2         | 15        | 80         | 6.7        |
| <b>Totals</b> | <b>74-27</b> | <b>1586-21.4</b> | <b>96-223</b> | <b>.430</b> | <b>4-15</b> | <b>.267</b> | <b>48-69</b> | <b>.696</b> | <b>301-4.1</b> | <b>197-4</b> | <b>87</b> | <b>76</b> | <b>14</b> | <b>52</b> | <b>244</b> | <b>3.3</b> |

# 43 Julius van de Laar

Forward, 6-7, 225, Freshman

Heidelberg, Germany ▲ Urspring High School



## 2003-04 SEASON SUMMARY

| Opponent           | Date     | GS | Min | I---TOTAL--- |       | I-----3-PTS-----I |      |        | I---REBOUNDS--- |     |     |     |     |    |    |   |    |     | Pts | Avg |     |
|--------------------|----------|----|-----|--------------|-------|-------------------|------|--------|-----------------|-----|-----|-----|-----|----|----|---|----|-----|-----|-----|-----|
|                    |          |    |     | FG-FGA       | Pct   | 3PFG-FGA          | Pct  | FT-FTA | Pct             | Off | Def | Tot | Avg | PF | FO | A | TO | Blk |     |     | Stl |
| GREENSBORO COLLEGE | 11-26-03 |    | 4   | 0-0          | .000  | 0-0               | .000 | 0-0    | .000            | 2   | 1   | 3   | 3.0 | 0  | 0  | 0 | 2  | 0   | 1   | 0   | 0.0 |
| LIPSCOMB           | 12-30-03 |    | 4   | 2-2          | 1.000 | 0-0               | .000 | 0-0    | .000            | 0   | 0   | 0   | 1.5 | 0  | 0  | 1 | 0  | 0   | 1   | 4   | 2.0 |
| Totals .....       |          | 0  | 8   | 2-2          | 1.000 | 0-0               | .000 | 0-0    | .000            | 2   | 1   | 3   | 1.5 | 0  | 0  | 1 | 2  | 0   | 2   | 4   | 2.0 |

## #43 JULIUS VAN DA LARR'S SUPERLATIVES/CAREER STATISTICS


| CATEGORY                          | SEASON   |
|-----------------------------------|--|
| Points: .....                     | 4 vs. Lipscomb (12-30)                         |
| Field Goals Made: .....           | 2 vs. Lipscomb (12-30)                         |
| Field Goals Attempted: .....      | 2 vs. Lipscomb (12-30)                         |
| 3-Point Field Goals Made: .....   | None   |
| 3-Point Field Goals Attempted: .. | None   |
| Free Throws Made: .....           | None   |
| Free Throws Attempted: .....      | None   |
| Rebounds: .....                   | 3 vs. Greensboro (11-26)                       |
| Assists: .....                    | 1 vs. Lipscomb (12-30)                         |
| Blocks: .....                     | None   |
| Steals: .....                     | 1 vs. Greensboro (11-26), vs. Lipscomb (12-30) |
| Minutes: .....                    | 4 vs. Greensboro (11-26), vs. Lipscomb (12-30) |

| YEAR    | GP-GS | MP-AVG | FGM-FGA | PCT   | 3P-3PA | PCT  | FTM-FTA | PCT  | REB-AVG | PF-D | A | TO | BK | ST | PTS | AVG |
|---------|-------|--------|---------|-------|--------|------|---------|------|---------|------|---|----|----|----|-----|-----|
| 2003-04 | 2-0   | 8-4.0  | 2-2     | 1.000 | 0-0    | .000 | 0-0     | .000 | 3-1.5   | 0-0  | 1 | 2  | 0  | 2  | 4   | 2.0 |

# 45 Cedrick Price

Center, 6-9, 245, Junior

Savannah, Georgia ▲ A.E. Beach High School /  
Fork Union Military Academy



## 2003-04 SEASON SUMMARY

| Opponent           | Date     | GS | Min | ----TOTAL---- |      | -----3-PTS----- |      |        | ----REBOUNDS---- |     |     |     |     |    |    |   |    |     | Pts | Avg |     |     |
|--------------------|----------|----|-----|---------------|------|-----------------|------|--------|------------------|-----|-----|-----|-----|----|----|---|----|-----|-----|-----|-----|-----|
|                    |          |    |     | FG-FGA        | Pct  | 3PFG-FGA        | Pct  | FT-FTA | Pct              | Off | Def | Tot | Avg | PF | FO | A | TO | Blk |     |     | Stl |     |
| GREENSBORO COLLEGE | 11-26-03 |    | 5   | 0-2           | .000 | 0-0             | .000 | 0-0    | .000             | 0   | 1   | 1   | 1.0 | 0  | 0  | 0 | 1  | 0   | 0   | 0   | 0   | 0.0 |
| @ Northern Iowa    | 12-6-03  |    | 0+  | 0-0           | .000 | 0-0             | .000 | 0-0    | .000             | 0   | 0   | 0   | 0.5 | 0  | 0  | 0 | 0  | 0   | 0   | 0   | 0   | 0.0 |
| @ Ohio State       | 12-17-03 |    | 11  | 0-1           | .000 | 0-0             | .000 | 0-0    | .000             | 0   | 2   | 2   | 1.0 | 0  | 0  | 0 | 0  | 0   | 0   | 0   | 0   | 0.0 |
| Bethune-Cookman    | 12-29-03 |    | 0+  | 0-0           | .000 | 0-0             | .000 | 0-0    | .000             | 0   | 0   | 0   | 0.0 | 0  | 0  | 0 | 0  | 0   | 0   | 0   | 0   | 0.0 |
| LIPSCOMB           | 12-30-03 |    | 6   | 1-3           | .333 | 0-0             | .000 | 0-0    | .000             | 0   | 2   | 2   | 1.0 | 0  | 0  | 0 | 1  | 0   | 0   | 0   | 2   | 0.4 |
| Totals .....       |          | 0  | 22  | 1-6           | .167 | 0-0             | .000 | 0-0    | .000             | 0   | 5   | 5   | 1.0 | 0  | 0  | 0 | 2  | 0   | 0   | 0   | 2   | 0.4 |

## #45 CEDRICK PRICE'S SUPERLATIVES/CAREER STATISTICS

| CATEGORY                       | SEASON   | CAREER   |
|--------------------------------|--|--|
| Points:                        | 2 vs. Lipscomb (12-30)                         | 6 vs. Macalester (12-28-01)                      |
| Field Goals Made:              | 1 vs. Lipscomb (12-30)                         | 2 vs. Macalester (12-28-01)                      |
| Field Goals Attempted:         | 3 vs. Lipscomb (12-30)                         | 3 vs. Lipscomb (12-30-03)                        |
| 3-Point Field Goals Made:      | None   | None   |
| 3-Point Field Goals Attempted: | None   | None   |
| Free Throws Made:              | None   | 2 vs. Macalester (12-28-01)                      |
| Free Throws Attempted:         | None   | 2 vs. Emory (12-8-01), vs. Macalester (12-28-01) |
| Rebounds:                      | 2 vs. Ohio State (12-17), vs. Lipscomb (12-30) | 2 vs. four opponents                             |
| Assists:                       | None   | 1 vs. Methodist (11-28-01)                       |
| Blocks:                        | None   | None   |
| Steals:                        | None   | 1 vs. Emory (12-8-01)                            |
| Minutes:                       | 11 vs. Ohio State (12-17)                      | 11 vs. Ohio State (12-17-03)                     |

| YEAR          | GP-GS       | MP-AVG         | FGM-FGA     | PCT         | 3P-3PA     | PCT         | FTM-FTA    | PCT         | REB-AVG       | PF-D        | A        | TO        | BK       | ST       | PTS       | AVG        |
|---------------|-------------|----------------|-------------|-------------|------------|-------------|------------|-------------|---------------|-------------|----------|-----------|----------|----------|-----------|------------|
| 2001-02       | 11-0        | 51-4.6         | 3-11        | .273        | 0-0        | .000        | 3-5        | .600        | 9-0.8         | 15-0        | 1        | 7         | 0        | 1        | 9         | 0.8        |
| 2002-03       | 8-0         | 34-4.3         | 1-3         | .333        | 0-0        | .000        | 0-0        | .000        | 4-0.5         | 5-0         | 0        | 4         | 0        | 0        | 2         | 0.3        |
| 2003-04       | 5-0         | 22-4.4         | 1-6         | .167        | 0-0        | .000        | 0-0        | .000        | 5-1.0         | 0-0         | 0        | 2         | 0        | 0        | 2         | 0.4        |
| <b>Totals</b> | <b>24-0</b> | <b>107-4.5</b> | <b>5-20</b> | <b>.400</b> | <b>0-0</b> | <b>.000</b> | <b>3-5</b> | <b>.600</b> | <b>18-0.8</b> | <b>20-0</b> | <b>1</b> | <b>13</b> | <b>0</b> | <b>1</b> | <b>13</b> | <b>0.5</b> |

Official Basketball Box Score

Furman vs James Madison

11-22-03 7:00 p.m. at Harrisonburg, Va.

VISITORS: Furman

| ## | Player Name          | TOT-FG |        |        | 3-PT  |    |     | REBOUNDS |    |    | PF | TP | A | TO | BLK | S  | MIN |
|----|----------------------|--------|--------|--------|-------|----|-----|----------|----|----|----|----|---|----|-----|----|-----|
|    |                      | FG-FGA | FG-FGA | FT-FTA | OF    | DE | TOT |          |    |    |    |    |   |    |     |    |     |
| 05 | NDOYE, Maleye.....   | f      | 8-16   | 2-6    | 14-18 | 1  | 3   | 4        | 2  | 32 | 1  | 2  | 1 | 1  | 1   | 35 |     |
| 41 | SANDERS, Nick.....   | f      | 0-3    | 0-1    | 1-2   | 2  | 4   | 6        | 3  | 1  | 0  | 1  | 0 | 0  | 29  |    |     |
| 10 | POJATINA, Marijan... | c      | 0-4    | 0-0    | 1-2   | 4  | 3   | 7        | 1  | 1  | 1  | 2  | 1 | 0  | 16  |    |     |
| 03 | CARTER, Tony.....    | g      | 4-8    | 2-5    | 2-2   | 2  | 1   | 3        | 3  | 12 | 4  | 2  | 0 | 3  | 39  |    |     |
| 04 | BOSTAIN, Robby.....  | g      | 3-14   | 2-8    | 3-4   | 1  | 4   | 5        | 1  | 11 | 4  | 3  | 0 | 3  | 24  |    |     |
| 13 | WEBB, Eric.....      |        | 2-9    | 2-7    | 0-0   | 1  | 1   | 2        | 1  | 6  | 0  | 5  | 0 | 0  | 23  |    |     |
| 21 | EARLE, Ben.....      |        | 2-4    | 1-2    | 0-0   | 1  | 0   | 1        | 2  | 5  | 0  | 0  | 0 | 0  | 19  |    |     |
| 22 | PUNCH, Gerad.....    |        | 0-0    | 0-0    | 0-0   | 0  | 2   | 2        | 0  | 0  | 0  | 0  | 0 | 0  | 3   |    |     |
| 32 | PROWELL, Quan.....   |        | 2-4    | 0-0    | 0-0   | 0  | 2   | 2        | 4  | 4  | 0  | 0  | 1 | 3  | 12  |    |     |
|    | TEAM.....            |        |        |        |       | 3  | 1   | 4        |    |    |    |    |   |    |     |    |     |
|    | Totals.....          |        | 21-62  | 9-29   | 21-28 | 15 | 21  | 36       | 17 | 72 | 10 | 15 | 3 | 10 | 200 |    |     |

TOTAL FG% 1st Half: 0-0 0.0% 2nd Half: 21-62 33.9% Game: 33.9% DEADB  
 3-Pt. FG% 1st Half: 0-0 0.0% 2nd Half: 9-29 31.0% Game: 31.0% REBS  
 F Throw % 1st Half: 0-0 0.0% 2nd Half: 21-28 75.0% Game: 75.0% 4,1

HOME TEAM: James Madison

| ## | Player Name          | TOT-FG |        |        | 3-PT |    |     | REBOUNDS |    |    | PF | TP | A | TO | BLK | S | MIN |
|----|----------------------|--------|--------|--------|------|----|-----|----------|----|----|----|----|---|----|-----|---|-----|
|    |                      | FG-FGA | FG-FGA | FT-FTA | OF   | DE | TOT |          |    |    |    |    |   |    |     |   |     |
| 02 | COOPER, David.....   | f      | 4-6    | 0-0    | 1-3  | 1  | 6   | 7        | 4  | 9  | 1  | 4  | 1 | 1  | 31  |   |     |
| 30 | BROYLES, Dwyane..... | f      | 5-8    | 2-3    | 2-3  | 1  | 4   | 5        | 4  | 14 | 2  | 2  | 0 | 0  | 27  |   |     |
| 50 | CATHLIN, Chris.....  | c      | 1-6    | 0-0    | 0-0  | 1  | 3   | 4        | 2  | 2  | 0  | 1  | 1 | 0  | 20  |   |     |
| 21 | NAPARLO, John.....   | g      | 0-2    | 0-1    | 0-0  | 0  | 1   | 1        | 2  | 0  | 2  | 2  | 1 | 1  | 18  |   |     |
| 32 | WILLIAMS, Chris..... | g      | 5-12   | 0-1    | 3-6  | 0  | 3   | 3        | 4  | 13 | 7  | 4  | 0 | 4  | 36  |   |     |
| 01 | KOSSEKPA, Ulrich.... |        | 1-1    | 1-1    | 0-0  | 0  | 0   | 0        | 1  | 3  | 0  | 2  | 0 | 0  | 7   |   |     |
| 04 | GREENE-LONG, Eddie.. |        | 1-1    | 0-0    | 0-0  | 1  | 5   | 6        | 1  | 2  | 0  | 1  | 0 | 0  | 9   |   |     |
| 22 | FREEMAN, Daniel..... |        | 3-5    | 0-2    | 1-1  | 0  | 3   | 3        | 2  | 7  | 1  | 2  | 0 | 0  | 15  |   |     |
| 23 | CLARK, Chris.....    |        | 0-0    | 0-0    | 0-0  | 0  | 0   | 0        | 0  | 0  | 0  | 0  | 0 | 0  | 1   |   |     |
| 34 | BARBOSA, Ray.....    |        | 11-15  | 4-5    | 2-3  | 1  | 1   | 2        | 0  | 28 | 1  | 1  | 0 | 0  | 28  |   |     |
| 44 | JOHNSON, Cavell..... |        | 0-1    | 0-0    | 0-0  | 0  | 0   | 0        | 1  | 0  | 0  | 1  | 1 | 0  | 8   |   |     |
|    | TEAM.....            |        |        |        |      | 2  | 3   | 5        |    |    |    |    |   |    |     |   |     |
|    | Totals.....          |        | 31-57  | 7-13   | 9-16 | 7  | 29  | 36       | 21 | 78 | 14 | 20 | 4 | 6  | 200 |   |     |

TOTAL FG% 1st Half: 0-0 0.0% 2nd Half: 31-57 54.4% Game: 54.4% DEADB  
 3-Pt. FG% 1st Half: 0-0 0.0% 2nd Half: 7-13 53.8% Game: 53.8% REBS  
 F Throw % 1st Half: 0-0 0.0% 2nd Half: 9-16 56.3% Game: 56.3% 4

Officials: Bob Pennington, Scott Smith, Ed Corbett

Technical fouls: Furman-None. James Madison-None.

Attendance: 3784

| Score by Periods   | 1st | 2nd | Total |
|--------------------|-----|-----|-------|
| Furman.....        | 26  | 46  | - 72  |
| James Madison..... | 38  | 40  | - 78  |

OFFICIAL BASKETBALL BOX SCORE -- G A M E T O T A L S

Southern Wesleyan vs Furman

11-24-03 7:00 p.m. at Greenville, S.C. (Timmons Arena)

VISITORS: Southern Wesleyan 2-2

| No.        | N A M E            |   | TOT-FG |        | 3-PT   | REBOUNDS |    |     |    |    | PF | TP | A | TO | BLK | S | MIN |
|------------|--------------------|---|--------|--------|--------|----------|----|-----|----|----|----|----|---|----|-----|---|-----|
|            |                    |   | FG-FGA | FG-FGA | FT-FTA | OF       | DE | TOT |    |    |    |    |   |    |     |   |     |
| 32         | PENDGRAFF, Detroit | f | 6-19   | 0-3    | 3-5    | 2        | 1  | 3   | 2  | 15 | 0  | 2  | 1 | 2  | 30  |   |     |
| 35         | BRINSTON, Deonta   | f | 2-5    | 0-0    | 2-4    | 2        | 3  | 5   | 4  | 6  | 1  | 3  | 0 | 0  | 25  |   |     |
| 12         | ALLEN, Brandon     | g | 2-15   | 1-6    | 0-0    | 4        | 4  | 8   | 4  | 5  | 1  | 2  | 0 | 4  | 34  |   |     |
| 24         | RAPLEY, Jerans     | g | 2-6    | 0-1    | 1-2    | 2        | 1  | 3   | 0  | 5  | 2  | 5  | 0 | 1  | 17  |   |     |
| 30         | MARSHALL, Brot     | g | 0-0    | 0-0    | 2-2    | 0        | 3  | 3   | 3  | 2  | 4  | 7  | 0 | 4  | 33  |   |     |
| 10         | WOODS, Curtis      |   | 0-4    | 0-0    | 0-0    | 1        | 3  | 4   | 2  | 0  | 1  | 4  | 0 | 3  | 19  |   |     |
| 11         | WILLIAMS, Justin   |   | 0-0    | 0-0    | 0-0    | 0        | 0  | 0   | 0  | 0  | 0  | 0  | 0 | 1  |     |   |     |
| 20         | REEDER, Joe        |   | 2-5    | 1-4    | 0-0    | 1        | 1  | 2   | 2  | 5  | 0  | 1  | 0 | 14 |     |   |     |
| 25         | EUBANKS, Jamar     |   | 1-1    | 0-0    | 0-0    | 1        | 0  | 1   | 0  | 2  | 0  | 1  | 0 | 2  |     |   |     |
| 34         | JOHNSON, Roscoe    |   | 0-0    | 0-0    | 0-0    | 0        | 1  | 1   | 1  | 0  | 0  | 0  | 0 | 1  |     |   |     |
| 40         | DONLON, Brian      |   | 4-5    | 0-0    | 2-5    | 1        | 1  | 2   | 2  | 10 | 0  | 0  | 0 | 14 |     |   |     |
| 42         | CALLAHAN, Brandon  |   | 1-3    | 0-0    | 1-2    | 0        | 0  | 0   | 0  | 3  | 0  | 0  | 0 | 10 |     |   |     |
| TEAM ..... |                    |   |        |        |        | 1        | 3  | 4   |    |    |    |    |   |    |     |   |     |
| TOTALS     |                    |   | 20-63  | 2-14   | 11-20  | 15       | 21 | 36  | 20 | 53 | 9  | 25 | 1 | 15 | 200 |   |     |

TOT-FG 1stH: 8-35 22.9% 2ndH: 12-28 42.9% OT: 0-0 00.0% Game: 31.7% Deadbl  
 3pt-FG 1stH: 2-7 28.6% 2ndH: 0-7 00.0% OT: 0-0 00.0% Game: 14.3% Rebs  
 FThrow 1stH: 5-8 62.5% 2ndH: 6-12 50.0% OT: 0-0 00.0% Game: 55.0% 7

HOME TEAM: Furman 1-1

| No.        | N A M E           |   | TOT-FG |        | 3-PT   | REBOUNDS |    |     |    |    | PF | TP | A | TO | BLK | S | MIN |
|------------|-------------------|---|--------|--------|--------|----------|----|-----|----|----|----|----|---|----|-----|---|-----|
|            |                   |   | FG-FGA | FG-FGA | FT-FTA | OF       | DE | TOT |    |    |    |    |   |    |     |   |     |
| 05         | NDOYE, Maleye     | f | 3-9    | 1-2    | 1-2    | 0        | 2  | 2   | 3  | 8  | 0  | 4  | 1 | 1  | 22  |   |     |
| 41         | SANDERS, Nick     | f | 2-3    | 0-1    | 2-2    | 3        | 6  | 9   | 4  | 6  | 2  | 1  | 0 | 1  | 25  |   |     |
| 10         | POJATINA, Marijan | c | 3-7    | 0-1    | 5-9    | 1        | 6  | 7   | 3  | 11 | 2  | 4  | 4 | 1  | 24  |   |     |
| 03         | CARTER, Tony      | g | 2-4    | 1-3    | 2-5    | 0        | 3  | 3   | 0  | 7  | 5  | 6  | 0 | 3  | 25  |   |     |
| 04         | BOSTAIN, Robby    | g | 5-12   | 0-2    | 2-3    | 3        | 3  | 6   | 1  | 12 | 3  | 1  | 0 | 3  | 28  |   |     |
| 13         | WEBB, Eric        |   | 5-9    | 4-8    | 3-4    | 1        | 2  | 3   | 0  | 17 | 3  | 2  | 0 | 1  | 26  |   |     |
| 21         | EARLE, Ben        |   | 1-3    | 1-3    | 0-0    | 0        | 0  | 0   | 2  | 3  | 0  | 2  | 0 | 10 |     |   |     |
| 22         | PUNCH, Gerad      |   | 1-4    | 0-2    | 0-0    | 1        | 3  | 4   | 0  | 2  | 2  | 1  | 0 | 13 |     |   |     |
| 24         | CARSON, Ryan      |   | 0-1    | 0-1    | 0-0    | 0        | 0  | 0   | 0  | 0  | 0  | 0  | 0 | 0+ |     |   |     |
| 32         | PROWELL, Quan     |   | 5-8    | 0-0    | 1-1    | 3        | 3  | 6   | 4  | 11 | 1  | 3  | 0 | 1  | 27  |   |     |
| TEAM ..... |                   |   |        |        |        | 3        | 2  | 5   |    |    |    |    |   |    |     |   |     |
| TOTALS     |                   |   | 27-60  | 7-23   | 16-26  | 15       | 30 | 45  | 17 | 77 | 18 | 24 | 5 | 12 | 200 |   |     |

TOT-FG 1stH: 14-34 41.2% 2ndH: 13-26 50.0% OT: 0-0 00.0% Game: 45.0% Deadbl  
 3pt-FG 1stH: 3-10 30.0% 2ndH: 4-13 30.8% OT: 0-0 00.0% Game: 30.4% Rebs  
 FThrow 1stH: 4-7 57.1% 2ndH: 12-19 63.2% OT: 0-0 00.0% Game: 61.5% 7

OFFICIALS: Robert James, Nathan Quick, Tony Whisnant

TECHNICAL FOULS:

Southern Wesleyan - none  
 Furman - POJATINA, Marij(1)

ATTENDANCE: 1,032

| SCORE BY PERIODS: | 1st | 2nd | OT1 | OT2 | OT3 | OT4 | TOTAL |
|-------------------|-----|-----|-----|-----|-----|-----|-------|
| Southern Wesleyan | 23  | 30  |     |     |     |     | 53    |
| Furman            | 35  | 42  |     |     |     |     | 77    |



OFFICIAL BASKETBALL BOX SCORE -- G A M E T O T A L S

Greensboro College vs Furman

11-26-03 7:00 p.m. at Greenville, S.C. (Timmons Arena)

VISITORS: Greensboro College 0-3

| No.        | N A M E           | TOT-FG 3-PT |        |        | REBOUNDS |    |     |    |    |    |    | MIN |     |   |     |
|------------|-------------------|-------------|--------|--------|----------|----|-----|----|----|----|----|-----|-----|---|-----|
|            |                   | FG-FGA      | FG-FGA | FT-FTA | OF       | DE | TOT | PF | TP | A  | TO |     | BLK | S |     |
| 21         | BRYANT, B.J.      | f           | 1-2    | 0-0    | 0-0      | 0  | 1   | 1  | 2  | 2  | 1  | 4   | 0   | 1 | 28  |
| 44         | MONTRELL, Edward  | f           | 1-7    | 0-0    | 4-4      | 0  | 6   | 6  | 1  | 6  | 1  | 3   | 0   | 1 | 33  |
| 00         | SCHOETZ, Dshamal  | c           | 2-7    | 0-0    | 2-3      | 1  | 5   | 6  | 3  | 6  | 2  | 6   | 1   | 1 | 27  |
| 03         | WILLIAMS, Trey    | g           | 0-7    | 0-4    | 1-2      | 1  | 1   | 2  | 2  | 1  | 4  | 5   | 0   | 2 | 31  |
| 05         | WILLIAMS, Jason   | g           | 4-7    | 4-6    | 2-2      | 2  | 3   | 5  | 2  | 14 | 1  | 3   | 0   | 1 | 25  |
| 10         | NEWMAN, Truman    |             | 1-1    | 0-0    | 2-2      | 0  | 2   | 2  | 2  | 4  | 0  | 3   | 0   | 0 | 9   |
| 15         | HARRIS, Shaun     |             | 0-1    | 0-0    | 0-0      | 1  | 1   | 2  | 2  | 0  | 0  | 1   | 0   | 1 | 12  |
| 20         | JACKSON, Jarrett  |             | 3-5    | 2-4    | 0-0      | 0  | 1   | 1  | 0  | 8  | 0  | 0   | 1   | 0 | 5   |
| 25         | WILLIAMS, Garrett |             | 0-2    | 0-0    | 1-2      | 0  | 3   | 3  | 3  | 1  | 0  | 2   | 0   | 0 | 11  |
| 31         | BATTLE, Justin    |             | 1-1    | 0-0    | 0-0      | 1  | 3   | 4  | 0  | 2  | 0  | 1   | 0   | 0 | 7   |
| 33         | WOOD, Gerry       |             | 2-2    | 1-1    | 0-0      | 0  | 0   | 0  | 2  | 5  | 0  | 1   | 0   | 1 | 10  |
| 42         | PARRISH, Justin   |             | 0-0    | 0-0    | 0-0      | 0  | 0   | 0  | 0  | 0  | 0  | 0   | 0   | 0 | 2   |
| TEAM ..... |                   |             |        |        |          | 1  | 0   | 1  |    |    |    |     |     |   |     |
| TOTALS     |                   |             | 15-42  | 7-15   | 12-15    | 7  | 26  | 33 | 19 | 49 | 9  | 29  | 2   | 8 | 200 |

TOT-FG 1stH: 6-19 31.6% 2ndH: 9-23 39.1% OT: 0-0 00.0% Game: 35.7% Deadbl  
 3pt-FG 1stH: 1-5 20.0% 2ndH: 6-10 60.0% OT: 0-0 00.0% Game: 46.7% Rebs  
 FThrow 1stH: 1-2 50.0% 2ndH: 11-13 84.6% OT: 0-0 00.0% Game: 80.0% 1

HOME TEAM: Furman 2-1

| No.        | N A M E             | TOT-FG 3-PT |        |        | REBOUNDS |    |     |    |    |    |    | MIN |     |    |     |
|------------|---------------------|-------------|--------|--------|----------|----|-----|----|----|----|----|-----|-----|----|-----|
|            |                     | FG-FGA      | FG-FGA | FT-FTA | OF       | DE | TOT | PF | TP | A  | TO |     | BLK | S  |     |
| 05         | NDOYE, Maleye       | f           | 5-12   | 2-5    | 3-3      | 5  | 2   | 7  | 1  | 15 | 0  | 0   | 0   | 1  | 26  |
| 41         | SANDERS, Nick       | f           | 2-4    | 0-0    | 2-2      | 3  | 1   | 4  | 2  | 6  | 4  | 2   | 0   | 3  | 22  |
| 10         | POJATINA, Marijan   | c           | 2-9    | 0-0    | 0-1      | 1  | 3   | 4  | 3  | 4  | 0  | 2   | 3   | 0  | 20  |
| 03         | CARTER, Tony        | g           | 2-7    | 1-4    | 3-8      | 0  | 0   | 0  | 1  | 8  | 2  | 3   | 0   | 2  | 21  |
| 04         | BOSTAIN, Robby      | g           | 1-6    | 1-2    | 1-2      | 3  | 4   | 7  | 0  | 4  | 6  | 0   | 0   | 2  | 23  |
| 13         | WEBB, Eric          |             | 4-6    | 2-4    | 2-2      | 1  | 3   | 4  | 1  | 12 | 3  | 3   | 0   | 2  | 24  |
| 15         | SPERRY, Daniel      |             | 0-2    | 0-0    | 0-0      | 1  | 0   | 1  | 0  | 0  | 0  | 0   | 0   | 0  | 3   |
| 21         | EARLE, Ben          |             | 2-3    | 0-1    | 2-2      | 0  | 1   | 1  | 0  | 6  | 1  | 1   | 0   | 1  | 15  |
| 22         | PUNCH, Gerad        |             | 0-3    | 0-2    | 0-0      | 0  | 3   | 3  | 1  | 0  | 2  | 0   | 0   | 1  | 11  |
| 24         | CARSON, Ryan        |             | 1-2    | 1-2    | 0-0      | 0  | 1   | 1  | 1  | 3  | 0  | 0   | 0   | 1  | 4   |
| 32         | PROWELL, Quan       |             | 6-11   | 2-2    | 2-2      | 2  | 1   | 3  | 3  | 16 | 1  | 1   | 2   | 3  | 22  |
| 43         | VAN DE LAAR, Julius |             | 0-0    | 0-0    | 0-0      | 2  | 1   | 3  | 0  | 0  | 0  | 2   | 0   | 1  | 4   |
| 45         | PRICE, Cedrick      |             | 0-2    | 0-0    | 0-0      | 0  | 1   | 1  | 0  | 0  | 0  | 1   | 0   | 0  | 5   |
| TEAM ..... |                     |             |        |        |          | 1  | 1   | 2  |    |    |    |     |     |    |     |
| TOTALS     |                     |             | 25-67  | 9-22   | 15-22    | 19 | 22  | 41 | 13 | 74 | 19 | 15  | 5   | 17 | 200 |

TOT-FG 1stH: 15-33 45.5% 2ndH: 10-34 29.4% OT: 0-0 00.0% Game: 37.3% Deadbl  
 3pt-FG 1stH: 5-12 41.7% 2ndH: 4-10 40.0% OT: 0-0 00.0% Game: 40.9% Rebs  
 FThrow 1stH: 6-10 60.0% 2ndH: 9-12 75.0% OT: 0-0 00.0% Game: 68.2% 4

OFFICIALS: Rick Ridenhour, Timothy Nestor, Charles Bridwell

TECHNICAL FOULS:

Greensboro College - none

Furman - none

ATTENDANCE: 1,053

| SCORE BY PERIODS:  | 1st | 2nd | OT1 | OT2 | OT3 | OT4 | TOTAL |
|--------------------|-----|-----|-----|-----|-----|-----|-------|
| Greensboro College | 14  | 35  |     |     |     |     | 49    |
| Furman             | 41  | 33  |     |     |     |     | 74    |

OFFICIAL BASKETBALL BOX SCORE -- G A M E T O T A L S

Furman vs Minnesota

11-30-03 1:00 p.m. at Minneapolis, Minn.

VISITORS: Furman 2-2

| No.        | N A M E           | TOT-FG 3-PT |        |        | REBOUNDS |    |     |    |    |    |    | MIN |     |    |     |
|------------|-------------------|-------------|--------|--------|----------|----|-----|----|----|----|----|-----|-----|----|-----|
|            |                   | FG-FGA      | FG-FGA | FT-FTA | OF       | DE | TOT | PF | TP | A  | TO |     | BLK | S  |     |
| 05         | NDOYE, Maleye     | f           | 14-21  | 2-5    | 2-3      | 2  | 7   | 9  | 5  | 32 | 1  | 0   | 1   | 2  | 38  |
| 41         | SANDERS, Nick     | f           | 5-8    | 1-2    | 0-0      | 1  | 4   | 5  | 5  | 11 | 2  | 2   | 0   | 2  | 34  |
| 10         | POJATINA, Marijan | c           | 3-3    | 0-0    | 0-1      | 1  | 0   | 1  | 5  | 6  | 1  | 2   | 2   | 0  | 18  |
| 03         | CARTER, Tony      | g           | 4-9    | 0-3    | 0-2      | 0  | 3   | 3  | 0  | 8  | 9  | 1   | 0   | 5  | 38  |
| 04         | BOSTAIN, Robby    | g           | 2-6    | 0-1    | 1-2      | 0  | 5   | 5  | 2  | 5  | 2  | 2   | 0   | 0  | 21  |
| 13         | WEBB, Eric        |             | 1-8    | 1-7    | 4-4      | 0  | 3   | 3  | 1  | 7  | 4  | 3   | 0   | 1  | 34  |
| 21         | EARLE, Ben        |             | 0-0    | 0-0    | 0-0      | 0  | 1   | 1  | 0  | 0  | 0  | 1   | 0   | 0  | 9   |
| 22         | PUNCH, Gerad      |             | 0-0    | 0-0    | 0-0      | 0  | 0   | 0  | 1  | 0  | 0  | 0   | 0   | 1  | 2   |
| 32         | PROWELL, Quan     |             | 6-11   | 0-1    | 3-4      | 2  | 1   | 3  | 5  | 15 | 1  | 1   | 1   | 0  | 31  |
| TEAM ..... |                   |             |        |        |          | 3  | 0   | 3  |    |    |    |     |     |    |     |
| TOTALS     |                   |             | 35-66  | 4-19   | 10-16    | 9  | 24  | 33 | 24 | 84 | 20 | 12  | 4   | 11 | 225 |

TOT-FG 1stH: 0-0 00.0% 2ndH: 0-0 00.0% OT: 35-66 53.0% Game: 53.0% Deadbl  
 3pt-FG 1stH: 0-0 00.0% 2ndH: 0-0 00.0% OT: 4-19 21.1% Game: 21.1% Rebs  
 FThrow 1stH: 0-0 00.0% 2ndH: 0-0 00.0% OT: 10-16 62.5% Game: 62.5% 2

HOME TEAM: Minnesota 2-1

| No.        | N A M E          | TOT-FG 3-PT |        |        | REBOUNDS |    |     |    |    |    |    | MIN |     |   |     |
|------------|------------------|-------------|--------|--------|----------|----|-----|----|----|----|----|-----|-----|---|-----|
|            |                  | FG-FGA      | FG-FGA | FT-FTA | OF       | DE | TOT | PF | TP | A  | TO |     | BLK | S |     |
| 32         | HUMPHRIES, Kris  | f           | 7-8    | 1-1    | 11-16    | 1  | 6   | 7  | 2  | 26 | 2  | 4   | 1   | 1 | 37  |
| 41         | BAUER, Michael   | f           | 2-5    | 0-2    | 2-2      | 2  | 4   | 6  | 3  | 6  | 2  | 3   | 1   | 2 | 32  |
| 11         | HARGROW, Maurice | g           | 2-10   | 0-1    | 2-2      | 0  | 2   | 2  | 1  | 6  | 1  | 2   | 0   | 0 | 27  |
| 22         | JOHNSON, Ben     | g           | 12-19  | 2-3    | 6-6      | 5  | 4   | 9  | 2  | 32 | 5  | 2   | 0   | 2 | 40  |
| 31         | BOONE, Adam      | g           | 6-10   | 4-5    | 1-2      | 1  | 4   | 5  | 3  | 17 | 4  | 2   | 0   | 2 | 36  |
| 03         | ROBINSON, Aaron  |             | 1-4    | 1-4    | 0-0      | 0  | 1   | 1  | 1  | 3  | 1  | 0   | 1   | 1 | 14  |
| 15         | KANE, Aliou      |             | 0-1    | 0-0    | 0-1      | 1  | 0   | 1  | 1  | 0  | 0  | 1   | 0   | 0 | 2   |
| 21         | GAINES, Stan     |             | 0-1    | 0-0    | 1-4      | 3  | 2   | 5  | 3  | 1  | 3  | 2   | 0   | 0 | 32  |
| 34         | LAWSON, Brent    |             | 0-1    | 0-0    | 0-0      | 0  | 2   | 2  | 2  | 0  | 0  | 0   | 0   | 0 | 5   |
| TEAM ..... |                  |             |        |        |          | 0  | 1   | 1  |    |    |    |     |     |   |     |
| TOTALS     |                  |             | 30-59  | 8-16   | 23-33    | 13 | 26  | 39 | 18 | 91 | 18 | 16  | 3   | 8 | 225 |

TOT-FG 1stH: 0-0 00.0% 2ndH: 0-0 00.0% OT: 30-59 50.8% Game: 50.8% Deadbl  
 3pt-FG 1stH: 0-0 00.0% 2ndH: 0-0 00.0% OT: 8-16 50.0% Game: 50.0% Rebs  
 FThrow 1stH: 0-0 00.0% 2ndH: 0-0 00.0% OT: 23-33 69.7% Game: 69.7% 2

OFFICIALS: Gene Monje, Paul Janssen, John Yorkovich

TECHNICAL FOULS:

Furman - none  
 Minnesota - none

ATTENDANCE: 11,850

| SCORE BY PERIODS: | 1st | 2nd | OT1 | OT2 | OT3 | OT4 | TOTAL |
|-------------------|-----|-----|-----|-----|-----|-----|-------|
| Furman            | 39  | 39  | 6   |     |     |     | 84    |
| Minnesota         | 41  | 37  | 13  |     |     |     | 91    |

OFFICIAL BASKETBALL BOX SCORE -- G A M E T O T A L S

Furman vs UNCG

12-03-03 7:35 p.m. at Greensboro, N.C.

VISITORS: Furman 2-3, 0-1 SoCon

| No.        | N A M E           | TOT-FG 3-PT |        |        | REBOUNDS |    |     |    |    |    |    | MIN |     |   |     |
|------------|-------------------|-------------|--------|--------|----------|----|-----|----|----|----|----|-----|-----|---|-----|
|            |                   | FG-FGA      | FG-FGA | FT-FTA | OF       | DE | TOT | PF | TP | A  | TO |     | BLK | S |     |
| 05         | NDOYE, Maleye     | f           | 6-11   | 2-3    | 2-2      | 1  | 3   | 4  | 2  | 16 | 1  | 2   | 0   | 0 | 37  |
| 41         | SANDERS, Nick     | f           | 2-6    | 1-2    | 0-0      | 1  | 2   | 3  | 5  | 5  | 3  | 2   | 0   | 1 | 27  |
| 10         | POJATINA, Marijan | c           | 0-1    | 0-0    | 0-0      | 0  | 3   | 3  | 0  | 0  | 0  | 0   | 1   | 0 | 12  |
| 03         | CARTER, Tony      | g           | 2-6    | 0-2    | 1-2      | 0  | 3   | 3  | 1  | 5  | 4  | 1   | 0   | 0 | 34  |
| 04         | BOSTAIN, Robby    | g           | 1-7    | 0-2    | 0-0      | 1  | 3   | 4  | 0  | 2  | 3  | 2   | 0   | 1 | 17  |
| 13         | WEBB, Eric        |             | 4-10   | 2-7    | 0-0      | 2  | 1   | 3  | 2  | 10 | 3  | 4   | 0   | 2 | 29  |
| 21         | EARLE, Ben        |             | 2-6    | 0-3    | 1-2      | 1  | 1   | 2  | 1  | 5  | 0  | 0   | 0   | 0 | 16  |
| 22         | PUNCH, Gerad      |             | 0-0    | 0-0    | 0-0      | 0  | 0   | 0  | 0  | 0  | 0  | 1   | 0   | 0 | 2   |
| 32         | PROWELL, Quan     |             | 9-10   | 1-1    | 3-5      | 2  | 5   | 7  | 2  | 22 | 0  | 1   | 2   | 1 | 26  |
| TEAM ..... |                   |             |        |        |          | 0  | 1   | 1  |    |    |    | 1   |     |   |     |
| TOTALS     |                   |             | 26-57  | 6-20   | 7-11     | 8  | 22  | 30 | 13 | 65 | 14 | 14  | 3   | 5 | 200 |

TOT-FG 1stH: 13-30 43.3% 2ndH: 13-27 48.1% OT: 0-0 00.0% Game: 45.6% Deadbl  
 3pt-FG 1stH: 4-11 36.4% 2ndH: 2-9 22.2% OT: 0-0 00.0% Game: 30.0% Rebs  
 FThrow 1stH: 0-0 00.0% 2ndH: 7-11 63.6% OT: 0-0 00.0% Game: 63.6% 1

HOME TEAM: UNCG 3-1, 1-0 SoCon

| No.        | N A M E            | TOT-FG 3-PT |        |        | REBOUNDS |    |     |    |    |    |    | MIN |     |    |     |
|------------|--------------------|-------------|--------|--------|----------|----|-----|----|----|----|----|-----|-----|----|-----|
|            |                    | FG-FGA      | FG-FGA | FT-FTA | OF       | DE | TOT | PF | TP | A  | TO |     | BLK | S  |     |
| 24         | GROSS, Josh        | f           | 4-9    | 0-0    | 0-0      | 2  | 3   | 5  | 2  | 8  | 1  | 2   | 0   | 0  | 20  |
| 35         | CLIFTON, Dwon      | f           | 3-4    | 0-0    | 1-1      | 1  | 2   | 3  | 4  | 7  | 0  | 1   | 0   | 1  | 17  |
| 30         | BURRELL, Ronnie    | c           | 6-9    | 0-0    | 3-4      | 5  | 3   | 8  | 3  | 15 | 0  | 2   | 0   | 2  | 32  |
| 01         | TAYLOR, Ronnie     | g           | 1-5    | 0-2    | 0-0      | 0  | 4   | 4  | 1  | 2  | 3  | 3   | 0   | 1  | 29  |
| 32         | JOSEPH, Jay        | g           | 4-12   | 2-8    | 2-2      | 0  | 3   | 3  | 0  | 12 | 1  | 1   | 0   | 0  | 31  |
| 02         | BLACKSTOCK, Rodney |             | 4-9    | 0-3    | 3-7      | 2  | 4   | 6  | 3  | 11 | 1  | 1   | 0   | 4  | 23  |
| 03         | HICKMAN, Ricky     |             | 0-1    | 0-1    | 2-2      | 0  | 2   | 2  | 0  | 2  | 3  | 0   | 0   | 1  | 10  |
| 04         | WILSON, Tony       |             | 0-1    | 0-0    | 0-0      | 0  | 0   | 0  | 0  | 0  | 0  | 0   | 1   | 0  | 4   |
| 12         | BRISTOW, Ray       |             | 5-7    | 4-5    | 0-0      | 0  | 1   | 1  | 1  | 14 | 0  | 1   | 0   | 1  | 10  |
| 21         | JOHNSON, Tizzo     |             | 0-1    | 0-0    | 0-0      | 0  | 2   | 2  | 0  | 0  | 1  | 1   | 0   | 0  | 9   |
| 40         | LAWRENCE, Jelani   |             | 0-0    | 0-0    | 0-0      | 0  | 1   | 1  | 3  | 0  | 0  | 1   | 0   | 0  | 7   |
| 54         | McCARTHY, Sean     |             | 0-1    | 0-0    | 2-2      | 2  | 0   | 2  | 1  | 2  | 0  | 0   | 0   | 0  | 8   |
| TEAM ..... |                    |             |        |        |          | 0  | 1   | 1  |    |    |    | 1   |     |    |     |
| TOTALS     |                    |             | 27-59  | 6-19   | 13-18    | 12 | 26  | 38 | 18 | 73 | 10 | 14  | 1   | 10 | 200 |

TOT-FG 1stH: 14-31 45.2% 2ndH: 13-28 46.4% OT: 0-0 00.0% Game: 45.8% Deadbl  
 3pt-FG 1stH: 1-8 12.5% 2ndH: 5-11 45.5% OT: 0-0 00.0% Game: 31.6% Rebs  
 FThrow 1stH: 5-9 55.6% 2ndH: 8-9 88.9% OT: 0-0 00.0% Game: 72.2% 3

OFFICIALS: Raymond Styons, Jimmy Spears, Mike Eades

TECHNICAL FOULS:

Furman - none

UNCG - none

ATTENDANCE: 1,090

| SCORE BY PERIODS: | 1st | 2nd | OT1 | OT2 | OT3 | OT4 | TOTAL |
|-------------------|-----|-----|-----|-----|-----|-----|-------|
| Furman            | 30  | 35  |     |     |     |     | 65    |
| UNCG              | 34  | 39  |     |     |     |     | 73    |

OFFICIAL BASKETBALL BOX SCORE -- G A M E T O T A L S

Furman vs UNI

12-6-03 1:05 p.m. at Cedar Falls, IA -- West Gym

VISITORS: Furman 3-3

| No.        | N A M E           | TOT-FG 3-PT |        |        | REBOUNDS |    |     |    |    |    |    | MIN |     |   |     |
|------------|-------------------|-------------|--------|--------|----------|----|-----|----|----|----|----|-----|-----|---|-----|
|            |                   | FG-FGA      | FG-FGA | FT-FTA | OF       | DE | TOT | PF | TP | A  | TO |     | BLK | S |     |
| 05         | NDOYE, Maleye     | f           | 1-5    | 0-1    | 0-0      | 0  | 3   | 3  | 2  | 2  | 0  | 1   | 0   | 3 | 28  |
| 41         | SANDERS, Nick     | f           | 5-9    | 0-1    | 0-2      | 4  | 7   | 11 | 2  | 10 | 3  | 1   | 1   | 3 | 35  |
| 10         | POJATINA, Marijan | c           | 1-2    | 0-0    | 0-0      | 0  | 2   | 2  | 4  | 2  | 3  | 0   | 1   | 0 | 13  |
| 03         | CARTER, Tony      | g           | 0-3    | 0-1    | 2-5      | 1  | 3   | 4  | 5  | 2  | 2  | 2   | 0   | 1 | 13  |
| 04         | BOSTAIN, Robby    | g           | 6-12   | 0-2    | 6-7      | 2  | 2   | 4  | 0  | 18 | 0  | 0   | 0   | 1 | 30  |
| 13         | WEBB, Eric        |             | 3-8    | 1-5    | 4-6      | 0  | 6   | 6  | 2  | 11 | 5  | 2   | 0   | 1 | 31  |
| 21         | EARLE, Ben        |             | 2-5    | 0-1    | 0-2      | 0  | 1   | 1  | 2  | 4  | 1  | 0   | 0   | 0 | 20  |
| 22         | PUNCH, Gerad      |             | 0-0    | 0-0    | 2-2      | 1  | 2   | 3  | 2  | 2  | 0  | 0   | 0   | 0 | 2   |
| 32         | PROWELL, Quan     |             | 6-13   | 1-2    | 0-0      | 1  | 4   | 5  | 3  | 13 | 1  | 2   | 0   | 0 | 28  |
| 45         | PRICE, Cedrick    |             | 0-0    | 0-0    | 0-0      | 0  | 0   | 0  | 0  | 0  | 0  | 0   | 0   | 0 | 0+  |
| TEAM ..... |                   |             |        |        |          | 0  | 4   | 4  |    |    |    |     |     |   |     |
| TOTALS     |                   |             | 24-57  | 2-13   | 14-24    | 9  | 34  | 43 | 22 | 64 | 15 | 8   | 2   | 9 | 200 |

TOT-FG 1stH: 11-31 35.5% 2ndH: 13-26 50.0% OT: 0-0 00.0% Game: 42.1% Deadbl  
 3pt-FG 1stH: 0-8 00.0% 2ndH: 2-5 40.0% OT: 0-0 00.0% Game: 15.4% Rebs  
 FThrow 1stH: 8-13 61.5% 2ndH: 6-11 54.5% OT: 0-0 00.0% Game: 58.3% 5

HOME TEAM: UNI 3-3

| No.        | N A M E            | TOT-FG 3-PT |        |        | REBOUNDS |    |     |    |    |    |    | MIN |     |   |     |
|------------|--------------------|-------------|--------|--------|----------|----|-----|----|----|----|----|-----|-----|---|-----|
|            |                    | FG-FGA      | FG-FGA | FT-FTA | OF       | DE | TOT | PF | TP | A  | TO |     | BLK | S |     |
| 05         | Crawford, Erik     | f           | 2-5    | 1-4    | 2-4      | 1  | 5   | 6  | 4  | 7  | 1  | 2   | 0   | 1 | 28  |
| 43         | Schneiderman, Matt | f           | 3-12   | 1-6    | 3-4      | 2  | 9   | 11 | 3  | 10 | 1  | 2   | 0   | 0 | 32  |
| 42         | Gruber, David      | c           | 4-7    | 0-0    | 1-2      | 4  | 5   | 9  | 2  | 9  | 0  | 3   | 0   | 0 | 29  |
| 12         | Jacobson, Ben      | g           | 6-17   | 0-5    | 1-1      | 1  | 5   | 6  | 2  | 13 | 4  | 1   | 0   | 0 | 34  |
| 23         | McKowen, Brooks    | g           | 0-4    | 0-4    | 8-9      | 0  | 1   | 1  | 4  | 8  | 0  | 1   | 0   | 2 | 16  |
| 01         | Tutt, Keyonn       |             | 0-0    | 0-0    | 0-0      | 0  | 0   | 0  | 0  | 0  | 0  | 0   | 0   | 0 | 0+  |
| 02         | Bennett, Matt      |             | 0-3    | 0-3    | 0-0      | 1  | 0   | 1  | 0  | 0  | 0  | 0   | 0   | 0 | 4   |
| 11         | Little, John       |             | 0-0    | 0-0    | 0-0      | 0  | 1   | 1  | 2  | 0  | 0  | 1   | 0   | 0 | 13  |
| 21         | Foster, Chris      |             | 2-8    | 2-7    | 0-1      | 0  | 1   | 1  | 3  | 6  | 0  | 1   | 0   | 0 | 21  |
| 22         | Schmit, Pete       |             | 0-1    | 0-1    | 0-1      | 0  | 0   | 0  | 1  | 0  | 1  | 0   | 0   | 0 | 7   |
| 32         | Stout, Grant       |             | 0-2    | 0-1    | 0-0      | 1  | 0   | 1  | 0  | 0  | 0  | 1   | 0   | 1 | 7   |
| 33         | Godfread, Jon      |             | 1-2    | 0-0    | 0-0      | 0  | 2   | 2  | 1  | 2  | 0  | 0   | 1   | 0 | 9   |
| TEAM ..... |                    |             |        |        |          | 3  | 0   | 3  |    |    |    |     |     |   |     |
| TOTALS     |                    |             | 18-61  | 4-31   | 15-22    | 13 | 29  | 42 | 22 | 55 | 7  | 12  | 1   | 4 | 200 |

TOT-FG 1stH: 7-33 21.2% 2ndH: 11-28 39.3% OT: 0-0 00.0% Game: 29.5% Deadbl  
 3pt-FG 1stH: 1-18 05.6% 2ndH: 3-13 23.1% OT: 0-0 00.0% Game: 12.9% Rebs  
 FThrow 1stH: 14-17 82.4% 2ndH: 1-5 20.0% OT: 0-0 00.0% Game: 68.2% 3

OFFICIALS: David Warfal, Brad Gaston, Mike Litzelfelner

TECHNICAL FOULS:

Furman - none  
 UNI - none

ATTENDANCE: 1282

| SCORE BY PERIODS: | 1st | 2nd | OT1 | OT2 | OT3 | OT4 | TOTAL |
|-------------------|-----|-----|-----|-----|-----|-----|-------|
| Furman            | 30  | 34  |     |     |     |     | 64    |
| UNI               | 29  | 26  |     |     |     |     | 55    |

Carter, Fouled Out: 1:13

OFFICIAL BASKETBALL BOX SCORE -- G A M E T O T A L S

Furman vs UNC Asheville

12/14/03 2:00pm at Asheville, NC/Justice Center

VISITORS: Furman 4-3

| No.        | N A M E           | TOT-FG |        | 3-PT   | REBOUNDS |    |     |    |    |    |    | MIN |     |     |
|------------|-------------------|--------|--------|--------|----------|----|-----|----|----|----|----|-----|-----|-----|
|            |                   | FG-FGA | FG-FGA | FT-FTA | OF       | DE | TOT | PF | TP | A  | TO |     | BLK | S   |
| 03         | CARTER, Tony      | 3-10   | 1-6    | 4-8    | 3        | 3  | 6   | 0  | 11 | 3  | 3  | 0   | 1   | 31  |
| 04         | BOSTAIN, Robby    | 3-10   | 1-3    | 4-4    | 3        | 1  | 4   | 1  | 11 | 1  | 2  | 0   | 1   | 28  |
| 05         | NDOYE, Maleye     | 4-15   | 1-7    | 0-0    | 3        | 5  | 8   | 1  | 9  | 2  | 0  | 0   | 1   | 37  |
| 10         | POJATINA, Marijan | 1-3    | 0-0    | 0-0    | 0        | 1  | 1   | 4  | 2  | 0  | 1  | 1   | 1   | 9   |
| 13         | WEBB, Eric        | 4-11   | 3-10   | 0-0    | 1        | 1  | 2   | 1  | 11 | 1  | 3  | 0   | 1   | 21  |
| 21         | EARLE, Ben        | 0-2    | 0-2    | 1-4    | 0        | 1  | 1   | 0  | 1  | 1  | 1  | 1   | 1   | 14  |
| 22         | PUNCH, Gerad      | 0-0    | 0-0    | 0-0    | 0        | 0  | 0   | 0  | 0  | 0  | 1  | 0   | 0   | 2   |
| 32         | PROWELL, Quan     | 3-5    | 1-2    | 2-3    | 2        | 6  | 8   | 2  | 9  | 2  | 0  | 1   | 0   | 24  |
| 41         | SANDERS, Nick     | 3-8    | 0-0    | 0-0    | 1        | 4  | 5   | 2  | 6  | 0  | 0  | 0   | 2   | 34  |
| TEAM ..... |                   |        |        |        | 2        | 2  | 4   |    |    |    |    |     |     |     |
| TOTALS     |                   | 21-64  | 7-30   | 11-19  | 15       | 24 | 39  | 11 | 60 | 10 | 11 | 3   | 8   | 200 |

TOT-FG 1stH: 11-31 35.5% 2ndH: 10-33 30.3% OT: 0-0 00.0% Game: 32.8% Deadbl  
 3pt-FG 1stH: 4-15 26.7% 2ndH: 3-15 20.0% OT: 0-0 00.0% Game: 23.3% Rebs  
 FThrow 1stH: 2-3 66.7% 2ndH: 9-16 56.3% OT: 0-0 00.0% Game: 57.9% 3

HOME TEAM: UNC Asheville 1-6

| No.        | N A M E           | TOT-FG |        | 3-PT   | REBOUNDS |    |     |    |    |    |    | MIN |     |     |
|------------|-------------------|--------|--------|--------|----------|----|-----|----|----|----|----|-----|-----|-----|
|            |                   | FG-FGA | FG-FGA | FT-FTA | OF       | DE | TOT | PF | TP | A  | TO |     | BLK | S   |
| 21         | MOHN, Chad        | f 4-8  | 0-1    | 4-6    | 1        | 5  | 6   | 3  | 12 | 2  | 3  | 0   | 2   | 31  |
| 42         | BARBER, Joseph    | f 7-13 | 0-1    | 0-0    | 2        | 5  | 7   | 2  | 14 | 1  | 5  | 0   | 0   | 30  |
| 55         | WALKER, C.J.      | c 1-1  | 0-0    | 2-4    | 0        | 5  | 5   | 1  | 4  | 1  | 2  | 2   | 0   | 18  |
| 02         | GARLAND, K.J.     | g 0-4  | 0-3    | 0-0    | 0        | 1  | 1   | 0  | 0  | 1  | 1  | 0   | 1   | 14  |
| 22         | HOLMES, Oliver    | g 1-6  | 0-0    | 0-0    | 1        | 5  | 6   | 1  | 2  | 2  | 3  | 1   | 1   | 38  |
| 03         | COLLINGTON, Omar  | 4-11   | 2-5    | 0-0    | 0        | 3  | 3   | 2  | 10 | 2  | 1  | 0   | 0   | 26  |
| 15         | MCCULLOUGH, Bryan | 2-3    | 1-3    | 0-0    | 0        | 3  | 3   | 1  | 5  | 2  | 2  | 0   | 1   | 15  |
| 23         | RUSH, Steven      | 1-3    | 1-3    | 0-0    | 0        | 0  | 0   | 1  | 3  | 0  | 0  | 0   | 0   | 6   |
| 33         | CREASEMAN, Aaron  | 3-4    | 0-0    | 0-0    | 4        | 3  | 7   | 3  | 6  | 1  | 1  | 1   | 0   | 20  |
| 44         | HARRELL, Joey     | 0-0    | 0-0    | 0-0    | 0        | 0  | 0   | 1  | 0  | 1  | 1  | 0   | 0   | 2   |
| TEAM ..... |                   |        |        |        | 1        | 1  | 2   |    |    |    |    |     |     |     |
| TOTALS     |                   | 23-53  | 4-16   | 6-10   | 9        | 31 | 40  | 15 | 56 | 13 | 19 | 4   | 5   | 200 |

TOT-FG 1stH: 13-28 46.4% 2ndH: 10-25 40.0% OT: 0-0 00.0% Game: 43.4% Deadbl  
 3pt-FG 1stH: 3-8 37.5% 2ndH: 1-8 12.5% OT: 0-0 00.0% Game: 25.0% Rebs  
 FThrow 1stH: 1-4 25.0% 2ndH: 5-6 83.3% OT: 0-0 00.0% Game: 60.0% 3

OFFICIALS: Jamie Luckie, William Humes, Mark Schnurr

TECHNICAL FOULS:

Furman - none

UNC Asheville - none

ATTENDANCE: 750

| SCORE BY PERIODS: | 1st | 2nd | OT1 | OT2 | OT3 | OT4 | TOTAL |
|-------------------|-----|-----|-----|-----|-----|-----|-------|
| Furman            | 28  | 32  |     |     |     |     | 60    |
| UNC Asheville     | 30  | 26  |     |     |     |     | 56    |

OFFICIAL BASKETBALL BOX SCORE -- G A M E T O T A L S

Furman vs Ohio State

12/17/03 8 p.m. at Value City Arena - Columbus, Ohio

VISITORS: Furman 4-4

| No.        | N A M E        | TOT-FG 3-PT |        |        | REBOUNDS |    |     |    |    |    |    | MIN |     |   |     |
|------------|----------------|-------------|--------|--------|----------|----|-----|----|----|----|----|-----|-----|---|-----|
|            |                | FG-FGA      | FG-FGA | FT-FTA | OF       | DE | TOT | PF | TP | A  | TO |     | BLK | S |     |
| 05         | NDOYE, Maleye  | f           | 3-8    | 1-2    | 4-4      | 1  | 6   | 7  | 3  | 11 | 0  | 4   | 0   | 0 | 26  |
| 32         | PROWELL, Quan  | f           | 1-2    | 0-0    | 0-0      | 0  | 3   | 3  | 4  | 2  | 0  | 0   | 1   | 0 | 11  |
| 41         | SANDERS, Nick  | f           | 1-6    | 0-1    | 0-0      | 1  | 4   | 5  | 3  | 2  | 3  | 2   | 0   | 1 | 32  |
| 03         | CARTER, Tony   | g           | 3-4    | 2-3    | 2-2      | 0  | 2   | 2  | 4  | 10 | 6  | 3   | 0   | 0 | 32  |
| 04         | BOSTAIN, Robby | g           | 4-8    | 0-2    | 1-2      | 0  | 1   | 1  | 2  | 9  | 1  | 2   | 0   | 2 | 17  |
| 01         | DIAGNE, Moussa |             | 2-6    | 0-1    | 1-2      | 0  | 2   | 2  | 2  | 5  | 2  | 3   | 1   | 1 | 26  |
| 13         | WEBB, Eric     |             | 7-9    | 6-8    | 0-1      | 1  | 3   | 4  | 1  | 20 | 2  | 1   | 0   | 0 | 30  |
| 21         | EARLE, Ben     |             | 3-5    | 3-5    | 0-0      | 1  | 0   | 1  | 1  | 9  | 1  | 1   | 0   | 1 | 15  |
| 45         | PRICE, Cedrick |             | 0-1    | 0-0    | 0-0      | 0  | 2   | 2  | 0  | 0  | 0  | 0   | 0   | 0 | 11  |
| TEAM ..... |                |             |        |        |          | 0  | 1   | 1  |    |    |    |     |     |   |     |
| TOTALS     |                |             | 24-49  | 12-22  | 8-11     | 4  | 24  | 28 | 20 | 68 | 15 | 16  | 2   | 5 | 200 |

TOT-FG 1stH: 12-22 54.5% 2ndH: 12-27 44.4% OT: 0-0 00.0% Game: 49.0% Deadbl  
 3pt-FG 1stH: 9-13 69.2% 2ndH: 3-9 33.3% OT: 0-0 00.0% Game: 54.5% Rebs  
 FThrow 1stH: 3-5 60.0% 2ndH: 5-6 83.3% OT: 0-0 00.0% Game: 72.7% 1

HOME TEAM: Ohio State 5-3

| No.        | N A M E            | TOT-FG 3-PT |        |        | REBOUNDS |    |     |    |    |    |    | MIN |     |   |     |
|------------|--------------------|-------------|--------|--------|----------|----|-----|----|----|----|----|-----|-----|---|-----|
|            |                    | FG-FGA      | FG-FGA | FT-FTA | OF       | DE | TOT | PF | TP | A  | TO |     | BLK | S |     |
| 34         | Dials, Terence     | f           | 6-9    | 0-0    | 0-0      | 2  | 5   | 7  | 2  | 12 | 0  | 1   | 1   | 1 | 24  |
| 14         | Radinovic, Velimir | c           | 3-7    | 0-0    | 3-5      | 3  | 4   | 7  | 1  | 9  | 0  | 2   | 0   | 2 | 37  |
| 00         | Sullinger, J.J.    | g           | 6-8    | 0-0    | 0-2      | 2  | 4   | 6  | 4  | 12 | 2  | 1   | 0   | 0 | 33  |
| 02         | Fuss-Cheatham, B.  | g           | 4-8    | 0-1    | 5-6      | 1  | 2   | 3  | 2  | 13 | 4  | 3   | 0   | 2 | 34  |
| 15         | Billings, Ricardo  | g           | 0-2    | 0-1    | 1-2      | 1  | 2   | 3  | 1  | 1  | 1  | 0   | 0   | 0 | 7   |
| 03         | Harris, Ivan       |             | 0-0    | 0-0    | 0-0      | 1  | 0   | 1  | 1  | 0  | 0  | 0   | 0   | 0 | 4   |
| 10         | Stockman, Tony     |             | 7-18   | 2-6    | 5-6      | 0  | 0   | 0  | 1  | 21 | 2  | 1   | 0   | 4 | 35  |
| 40         | Sylvester, Matt    |             | 1-5    | 0-3    | 0-0      | 0  | 2   | 2  | 2  | 2  | 2  | 2   | 0   | 0 | 16  |
| 50         | Jenkins, Shun      |             | 0-0    | 0-0    | 0-0      | 0  | 2   | 2  | 1  | 0  | 0  | 0   | 0   | 0 | 10  |
| TEAM ..... |                    |             |        |        |          | 1  | 2   | 3  |    |    |    |     |     |   |     |
| TOTALS     |                    |             | 27-57  | 2-11   | 14-21    | 11 | 23  | 34 | 15 | 70 | 11 | 10  | 1   | 9 | 200 |

TOT-FG 1stH: 13-31 41.9% 2ndH: 14-26 53.8% OT: 0-0 00.0% Game: 47.4% Deadbl  
 3pt-FG 1stH: 0-7 00.0% 2ndH: 2-4 50.0% OT: 0-0 00.0% Game: 18.2% Rebs  
 FThrow 1stH: 6-10 60.0% 2ndH: 8-11 72.7% OT: 0-0 00.0% Game: 66.7% 2

OFFICIALS: Reggie Greenwood, Frank DeMayo and Fran Connolly

TECHNICAL FOULS:

Furman - none  
 Ohio State - none

ATTENDANCE: 12,248

| SCORE BY PERIODS: | 1st | 2nd | OT1 | OT2 | OT3 | OT4 | TOTAL |
|-------------------|-----|-----|-----|-----|-----|-----|-------|
| Furman            | 36  | 32  |     |     |     |     | 68    |
| Ohio State        | 32  | 38  |     |     |     |     | 70    |

OFFICIAL BASKETBALL BOX SCORE -- G A M E T O T A L S

High Point vs Furman

12/20/03 2:30 p.m. at Greenville, S.C. (Timmons Arena)

VISITORS: High Point 5-4

| No.        | N A M E           | TOT-FG 3-PT |        |        | REBOUNDS |    |     |    |    |    |    | A  | TO | BLK | S   | MIN |
|------------|-------------------|-------------|--------|--------|----------|----|-----|----|----|----|----|----|----|-----|-----|-----|
|            |                   | FG-FGA      | FG-FGA | FT-FTA | OF       | DE | TOT | PF | TP |    |    |    |    |     |     |     |
| 30         | CHAMBERS, Jorsua  | f           | 0-2    | 0-1    | 0-0      | 0  | 4   | 4  | 3  | 0  | 6  | 2  | 0  | 1   | 22  |     |
| 55         | GATHINGS, Danny   | f           | 8-16   | 0-2    | 3-4      | 1  | 6   | 7  | 4  | 19 | 0  | 3  | 1  | 5   | 34  |     |
| 00         | ECHENIQUE, Jerry  | c           | 5-12   | 0-0    | 11-12    | 5  | 3   | 8  | 4  | 21 | 1  | 4  | 0  | 1   | 31  |     |
| 03         | ALLEN, Jeff       | g           | 4-4    | 1-1    | 0-0      | 0  | 1   | 1  | 5  | 9  | 1  | 2  | 0  | 2   | 25  |     |
| 10         | WHITE, Zion       | g           | 8-17   | 3-7    | 1-4      | 1  | 3   | 4  | 3  | 20 | 2  | 0  | 1  | 4   | 33  |     |
| 11         | PALACIOS, Javier  |             | 2-3    | 1-2    | 1-2      | 1  | 0   | 1  | 3  | 6  | 2  | 1  | 0  | 1   | 18  |     |
| 12         | MEEKS, Chris      |             | 2-5    | 0-1    | 0-0      | 1  | 1   | 2  | 4  | 4  | 1  | 0  | 0  | 0   | 18  |     |
| 13         | QUICK, Landon     |             | 0-2    | 0-1    | 2-2      | 0  | 0   | 0  | 0  | 2  | 0  | 2  | 0  | 1   | 5   |     |
| 33         | KONARE, Issa      |             | 0-1    | 0-0    | 0-0      | 1  | 0   | 1  | 1  | 0  | 0  | 1  | 0  | 0   | 4   |     |
| 40         | HALSCH, Brent     |             | 0-1    | 0-0    | 0-0      | 0  | 0   | 0  | 1  | 0  | 0  | 0  | 0  | 0   | 2   |     |
| 44         | HILLIMAN, Patrick |             | 2-3    | 0-0    | 2-3      | 2  | 0   | 2  | 1  | 6  | 0  | 2  | 0  | 2   | 8   |     |
| TEAM ..... |                   |             |        |        |          | 2  | 1   | 3  |    |    |    |    |    |     |     |     |
| TOTALS     |                   |             | 31-66  | 5-15   | 20-27    | 14 | 19  | 33 | 29 | 87 | 13 | 17 | 2  | 17  | 200 |     |

TOT-FG 1stH: 13-31 41.9% 2ndH: 18-35 51.4% OT: 0-0 00.0% Game: 47.0% Deadbl  
 3pt-FG 1stH: 2-9 22.2% 2ndH: 3-6 50.0% OT: 0-0 00.0% Game: 33.3% Rebs  
 FThrow 1stH: 6-10 60.0% 2ndH: 14-17 82.4% OT: 0-0 00.0% Game: 74.1% 2

HOME TEAM: Furman 5-4

| No.        | N A M E           | TOT-FG 3-PT |        |        | REBOUNDS |    |     |    |    |    |    | A  | TO | BLK | S   | MIN |
|------------|-------------------|-------------|--------|--------|----------|----|-----|----|----|----|----|----|----|-----|-----|-----|
|            |                   | FG-FGA      | FG-FGA | FT-FTA | OF       | DE | TOT | PF | TP |    |    |    |    |     |     |     |
| 05         | NDOYE, Maleye     | f           | 9-14   | 4-6    | 5-6      | 2  | 5   | 7  | 0  | 27 | 2  | 2  | 0  | 3   | 32  |     |
| 41         | SANDERS, Nick     | f           | 3-3    | 1-1    | 1-2      | 3  | 1   | 4  | 4  | 8  | 2  | 2  | 0  | 0   | 26  |     |
| 10         | POJATINA, Marijan | c           | 0-2    | 0-0    | 0-0      | 0  | 2   | 2  | 4  | 0  | 0  | 2  | 0  | 0   | 10  |     |
| 03         | CARTER, Tony      | g           | 7-10   | 2-5    | 2-3      | 2  | 2   | 4  | 0  | 18 | 2  | 2  | 0  | 0   | 24  |     |
| 04         | BOSTAIN, Robby    | g           | 4-10   | 0-3    | 13-16    | 1  | 7   | 8  | 2  | 21 | 5  | 4  | 0  | 1   | 32  |     |
| 01         | DIAGNE, Moussa    |             | 0-1    | 0-1    | 0-0      | 0  | 1   | 1  | 4  | 0  | 0  | 1  | 0  | 0   | 10  |     |
| 13         | WEBB, Eric        |             | 3-4    | 3-4    | 5-6      | 0  | 4   | 4  | 2  | 14 | 3  | 4  | 0  | 0   | 25  |     |
| 21         | EARLE, Ben        |             | 1-5    | 1-3    | 0-0      | 0  | 2   | 2  | 2  | 3  | 1  | 1  | 0  | 3   | 18  |     |
| 32         | PROWELL, Quan     |             | 2-4    | 0-1    | 3-3      | 0  | 1   | 1  | 4  | 7  | 0  | 3  | 1  | 1   | 23  |     |
| TEAM ..... |                   |             |        |        |          | 1  | 1   | 2  |    |    |    |    |    |     |     |     |
| TOTALS     |                   |             | 29-53  | 11-24  | 29-36    | 9  | 26  | 35 | 22 | 98 | 15 | 22 | 1  | 8   | 200 |     |

TOT-FG 1stH: 18-27 66.7% 2ndH: 11-26 42.3% OT: 0-0 00.0% Game: 54.7% Deadbl  
 3pt-FG 1stH: 7-13 53.8% 2ndH: 4-11 36.4% OT: 0-0 00.0% Game: 45.8% Rebs  
 FThrow 1stH: 8-11 72.7% 2ndH: 21-25 84.0% OT: 0-0 00.0% Game: 80.6% 3

OFFICIALS: John Corio, Tim Nestor, Sean Wright

TECHNICAL FOULS:

High Point - GATHINGS, Danny(2)  
 Furman - none

ATTENDANCE: 1259

| SCORE BY PERIODS: | 1st | 2nd | OT1 | OT2 | OT3 | OT4 | TOTAL |
|-------------------|-----|-----|-----|-----|-----|-----|-------|
| High Point        | 34  | 53  |     |     |     |     | 87    |
| Furman            | 51  | 47  |     |     |     |     | 98    |

OFFICIAL BASKETBALL BOX SCORE -- G A M E T O T A L S

Bethune-Cookman vs Furman

12/29/03 8:00 p.m. at Greenville, S.C. (Timmons Arena)

VISITORS: Bethune-Cookman 0-7

| ## | Player Name          | TOT-FG | 3-PT  | REBOUNDS |        |        |        |    |    |     |    |    |   |    |     |
|----|----------------------|--------|-------|----------|--------|--------|--------|----|----|-----|----|----|---|----|-----|
|    |                      |        |       |          | FG-FGA | FG-FGA | FT-FTA | OF | DE | TOT | PF | TP | A | TO | BLK |
| 21 | BA, Pape.....        | f      | 1-8   | 0-0      | 0-0    | 3      | 6      | 9  | 1  | 2   | 4  | 0  | 0 | 1  | 30  |
| 33 | WILLIAMS II, Michael | f      | 1-3   | 0-0      | 1-2    | 1      | 5      | 6  | 5  | 3   | 0  | 3  | 0 | 3  | 25  |
| 10 | TAYLOR, Anis.....    | g      | 3-7   | 2-4      | 0-0    | 2      | 1      | 3  | 1  | 8   | 0  | 1  | 0 | 0  | 27  |
| 12 | CARTER, O'Neal.....  | g      | 4-13  | 0-1      | 1-1    | 2      | 1      | 3  | 4  | 9   | 3  | 5  | 1 | 1  | 28  |
| 23 | PICARD, Markey.....  | g      | 1-5   | 0-4      | 0-0    | 0      | 2      | 2  | 1  | 2   | 2  | 6  | 0 | 2  | 26  |
| 03 | FRINK, Kendrick..... |        | 2-7   | 1-5      | 1-2    | 0      | 1      | 1  | 2  | 6   | 0  | 1  | 0 | 0  | 15  |
| 04 | CLAYTON, Dajuan..... |        | 2-9   | 1-5      | 0-0    | 1      | 3      | 4  | 3  | 5   | 0  | 1  | 0 | 1  | 22  |
| 22 | LARMOND, Diondre.... |        | 5-6   | 3-4      | 1-1    | 2      | 2      | 4  | 1  | 14  | 0  | 1  | 0 | 3  | 27  |
|    | TEAM.....            |        |       |          |        | 1      | 2      | 3  |    |     |    |    |   |    |     |
|    | Totals.....          |        | 19-58 | 7-23     | 4-6    | 12     | 23     | 35 | 18 | 49  | 9  | 18 | 1 | 11 | 200 |

TOTAL FG% 1st Half: 11-26 42.3% 2nd Half: 8-32 25.0% Game: 32.8% DEADB  
 3-Pt. FG% 1st Half: 5-14 35.7% 2nd Half: 2-9 22.2% Game: 30.4% REBS  
 F Throw % 1st Half: 0-0 0.0% 2nd Half: 4-6 66.7% Game: 66.7% 2

HOME TEAM: Furman 6-4

| ## | Player Name          | TOT-FG | 3-PT  | REBOUNDS |        |        |        |    |    |     |    |    |   |    |     |
|----|----------------------|--------|-------|----------|--------|--------|--------|----|----|-----|----|----|---|----|-----|
|    |                      |        |       |          | FG-FGA | FG-FGA | FT-FTA | OF | DE | TOT | PF | TP | A | TO | BLK |
| 05 | NDOYE, Maleye.....   | f      | 5-12  | 1-3      | 0-0    | 0      | 6      | 6  | 0  | 11  | 1  | 4  | 0 | 0  | 30  |
| 41 | SANDERS, Nick.....   | f      | 3-3   | 0-0      | 4-6    | 1      | 3      | 4  | 1  | 10  | 1  | 1  | 0 | 0  | 32  |
| 10 | POJATINA, Marijan... | c      | 0-3   | 0-0      | 1-2    | 0      | 2      | 2  | 0  | 1   | 1  | 0  | 2 | 0  | 15  |
| 03 | CARTER, Tony.....    | g      | 3-9   | 3-5      | 2-2    | 3      | 6      | 9  | 2  | 11  | 3  | 0  | 0 | 2  | 32  |
| 04 | BOSTAIN, Robby.....  | g      | 3-7   | 0-3      | 1-2    | 1      | 0      | 1  | 0  | 7   | 1  | 3  | 0 | 1  | 20  |
| 01 | DIAGNE, Moussa.....  |        | 2-4   | 0-0      | 2-4    | 2      | 1      | 3  | 4  | 6   | 1  | 2  | 0 | 1  | 18  |
| 13 | WEBB, Eric.....      |        | 0-6   | 0-4      | 2-2    | 2      | 1      | 3  | 0  | 2   | 2  | 1  | 0 | 0  | 27  |
| 21 | EARLE, Ben.....      |        | 0-1   | 0-1      | 0-0    | 0      | 1      | 1  | 0  | 0   | 0  | 0  | 0 | 0  | 4   |
| 22 | PUNCH, Gerad.....    |        | 0-0   | 0-0      | 0-0    | 0      | 0      | 0  | 0  | 0   | 0  | 0  | 0 | 0  | 1   |
| 32 | PROWELL, Quan.....   |        | 4-6   | 0-0      | 6-6    | 3      | 5      | 8  | 3  | 14  | 1  | 5  | 1 | 1  | 21  |
| 45 | PRICE, Cedrick.....  |        | 0-0   | 0-0      | 0-0    | 0      | 0      | 0  | 0  | 0   | 0  | 0  | 0 | 0  | 0+  |
|    | TEAM.....            |        |       |          |        | 2      | 2      |    |    |     |    | 1  |   |    |     |
|    | Totals.....          |        | 20-51 | 4-16     | 18-24  | 12     | 27     | 39 | 10 | 62  | 11 | 17 | 3 | 5  | 200 |

TOTAL FG% 1st Half: 10-30 33.3% 2nd Half: 10-21 47.6% Game: 39.2% DEADB  
 3-Pt. FG% 1st Half: 3-11 27.3% 2nd Half: 1-5 20.0% Game: 25.0% REBS  
 F Throw % 1st Half: 0-0 0.0% 2nd Half: 18-24 75.0% Game: 75.0% 2

Officials: Ted Valentine, Doug Sirmons, William Covington

Technical fouls: Bethune-Cookman-None. Furman-None.

Attendance: 1142

| Score by Periods     | 1st | 2nd | Total |
|----------------------|-----|-----|-------|
| Bethune-Cookman..... | 27  | 22  | - 49  |
| Furman.....          | 23  | 39  | - 62  |



OFFICIAL BASKETBALL BOX SCORE -- G A M E T O T A L S

Lipscomb vs Furman

12/30/03 7:45 p.m. at Greenville, S.C. (Timmons Arena)

VISITORS: Lipscomb 2-7

| No.        | N A M E           | TOT-FG 3-PT |        |        | REBOUNDS |    |     |    |    |    |    | A  | TO | BLK | S   | MIN |
|------------|-------------------|-------------|--------|--------|----------|----|-----|----|----|----|----|----|----|-----|-----|-----|
|            |                   | FG-FGA      | FG-FGA | FT-FTA | OF       | DE | TOT | PF | TP |    |    |    |    |     |     |     |
| 33         | HACKER, Albert    | f           | 1-6    | 0-0    | 2-2      | 2  | 5   | 7  | 3  | 4  | 0  | 1  | 1  | 0   | 16  |     |
| 51         | HARTMAN, Chad     | f           | 3-6    | 0-0    | 3-6      | 4  | 2   | 6  | 2  | 9  | 1  | 1  | 0  | 1   | 22  |     |
| 05         | FISK, Brian       | g           | 6-15   | 1-2    | 3-5      | 1  | 1   | 2  | 4  | 16 | 2  | 4  | 0  | 2   | 28  |     |
| 34         | POINDEXTER, James | g           | 1-10   | 0-4    | 0-0      | 0  | 1   | 1  | 0  | 2  | 2  | 1  | 0  | 0   | 28  |     |
| 45         | JACKSON, Jason    | g           | 0-3    | 0-1    | 0-2      | 1  | 0   | 1  | 2  | 0  | 1  | 1  | 0  | 0   | 21  |     |
| 02         | ROBINSON, Cameron |             | 0-0    | 0-0    | 0-0      | 1  | 2   | 3  | 2  | 0  | 1  | 1  | 0  | 0   | 7   |     |
| 10         | KING, Corey       |             | 0-0    | 0-0    | 0-0      | 1  | 1   | 2  | 0  | 0  | 0  | 1  | 0  | 0   | 12  |     |
| 20         | BOLT, Stephan     |             | 2-6    | 1-5    | 0-0      | 1  | 0   | 1  | 1  | 5  | 1  | 0  | 0  | 1   | 9   |     |
| 23         | HANKINS, Russell  |             | 4-7    | 2-5    | 0-0      | 0  | 1   | 1  | 2  | 10 | 0  | 1  | 0  | 2   | 18  |     |
| 32         | MAYS, Michael     |             | 0-0    | 0-0    | 0-0      | 0  | 0   | 0  | 0  | 0  | 0  | 0  | 0  | 0   | 5   |     |
| 41         | JARBOE, Matt      |             | 3-9    | 0-3    | 2-2      | 0  | 0   | 0  | 0  | 8  | 2  | 1  | 0  | 3   | 27  |     |
| 54         | JENNEY, Charlie   |             | 0-0    | 0-0    | 2-4      | 0  | 1   | 1  | 2  | 2  | 1  | 1  | 0  | 0   | 7   |     |
| TEAM ..... |                   |             |        |        |          | 1  | 2   | 3  |    |    |    |    |    |     |     |     |
| TOTALS     |                   |             | 20-62  | 4-20   | 12-21    | 12 | 16  | 28 | 18 | 56 | 11 | 13 | 1  | 9   | 200 |     |

TOT-FG 1stH: 8-33 24.2% 2ndH: 12-29 41.4% OT: 0-0 00.0% Game: 32.3% Deadbl  
 3pt-FG 1stH: 2-10 20.0% 2ndH: 2-10 20.0% OT: 0-0 00.0% Game: 20.0% Rebs  
 FThrow 1stH: 8-14 57.1% 2ndH: 4-7 57.1% OT: 0-0 00.0% Game: 57.1% 6

HOME TEAM: Furman 7-4

| No.        | N A M E             | TOT-FG 3-PT |        |        | REBOUNDS |    |     |    |    |    |    | A  | TO | BLK | S   | MIN |
|------------|---------------------|-------------|--------|--------|----------|----|-----|----|----|----|----|----|----|-----|-----|-----|
|            |                     | FG-FGA      | FG-FGA | FT-FTA | OF       | DE | TOT | PF | TP |    |    |    |    |     |     |     |
| 05         | NDOYE, Maleye       | f           | 2-5    | 0-2    | 3-5      | 0  | 5   | 5  | 1  | 7  | 1  | 3  | 1  | 1   | 24  |     |
| 41         | SANDERS, Nick       | f           | 2-3    | 1-1    | 0-0      | 1  | 3   | 4  | 3  | 5  | 3  | 1  | 0  | 2   | 19  |     |
| 10         | POJATINA, Marijan   | c           | 3-4    | 0-0    | 2-3      | 0  | 4   | 4  | 3  | 8  | 0  | 0  | 3  | 0   | 15  |     |
| 03         | CARTER, Tony        | g           | 0-3    | 0-2    | 1-2      | 0  | 4   | 4  | 1  | 1  | 6  | 3  | 0  | 1   | 32  |     |
| 04         | BOSTAIN, Robby      | g           | 5-9    | 3-4    | 4-6      | 3  | 3   | 6  | 1  | 17 | 4  | 0  | 0  | 0   | 19  |     |
| 01         | DIAGNE, Moussa      |             | 5-7    | 1-2    | 1-1      | 2  | 3   | 5  | 2  | 12 | 0  | 0  | 1  | 1   | 18  |     |
| 13         | WEBB, Eric          |             | 2-3    | 1-2    | 0-0      | 0  | 2   | 2  | 2  | 5  | 9  | 4  | 0  | 2   | 21  |     |
| 15         | SPERRY, Daniel      |             | 0-0    | 0-0    | 0-0      | 0  | 0   | 0  | 0  | 0  | 0  | 0  | 0  | 0   | 2   |     |
| 21         | EARLE, Ben          |             | 3-3    | 3-3    | 0-0      | 0  | 1   | 1  | 2  | 9  | 0  | 2  | 0  | 0   | 11  |     |
| 22         | PUNCH, Gerad        |             | 0-1    | 0-1    | 0-0      | 0  | 3   | 3  | 0  | 0  | 0  | 0  | 0  | 1   | 6   |     |
| 24         | CARSON, Ryan        |             | 1-1    | 0-0    | 2-2      | 0  | 0   | 0  | 0  | 4  | 0  | 0  | 0  | 0   | 4   |     |
| 32         | PROWELL, Quan       |             | 7-10   | 4-6    | 0-0      | 1  | 2   | 3  | 2  | 18 | 1  | 4  | 1  | 1   | 19  |     |
| 43         | VAN DE LAAR, Julius |             | 2-2    | 0-0    | 0-0      | 0  | 0   | 0  | 0  | 4  | 1  | 0  | 0  | 1   | 4   |     |
| 45         | PRICE, Cedrick      |             | 1-3    | 0-0    | 0-0      | 0  | 2   | 2  | 0  | 2  | 0  | 1  | 0  | 0   | 6   |     |
| TEAM ..... |                     |             |        |        |          | 1  | 1   | 2  |    |    |    |    |    |     |     |     |
| TOTALS     |                     |             | 33-54  | 13-23  | 13-19    | 8  | 33  | 41 | 17 | 92 | 25 | 18 | 6  | 10  | 200 |     |

TOT-FG 1stH: 16-23 69.6% 2ndH: 17-31 54.8% OT: 0-0 00.0% Game: 61.1% Deadbl  
 3pt-FG 1stH: 8-13 61.5% 2ndH: 5-10 50.0% OT: 0-0 00.0% Game: 56.5% Rebs  
 FThrow 1stH: 6-8 75.0% 2ndH: 7-11 63.6% OT: 0-0 00.0% Game: 68.4% 3

OFFICIALS: Gary Wall, Greg Fogleman, Michael Drummond

TECHNICAL FOULS:

Lipscomb - none  
 Furman - none

ATTENDANCE: 1622

| SCORE BY PERIODS: | 1st | 2nd | OT1 | OT2 | OT3 | OT4 | TOTAL |
|-------------------|-----|-----|-----|-----|-----|-----|-------|
| Lipscomb          | 26  | 30  |     |     |     |     | 56    |
| Furman            | 46  | 46  |     |     |     |     | 92    |

OFFICIAL BASKETBALL BOX SCORE

East Tennessee State vs Furman

01/05/03 7:00 p.m. at Greenville, S.C. (Timmons Arena)

VISITORS: East Tennessee State 9-4, 2-0 SoCon

| ## | Player Name         | TOT-FG 3-PT |        |        | REBOUNDS |    |     |    |    |    |    |     |   | MIN |     |
|----|---------------------|-------------|--------|--------|----------|----|-----|----|----|----|----|-----|---|-----|-----|
|    |                     | FG-FGA      | FG-FGA | FT-FTA | OF       | DE | TOT | PF | TP | A  | TO | BLK | S |     |     |
| 01 | FIELDS, Jerald..... | f           | 5-12   | 1-2    | 1-2      | 2  | 9   | 11 | 4  | 12 | 3  | 3   | 0 | 3   | 38  |
| 44 | WADOOD, Zakee.....  | f           | 7-16   | 0-0    | 6-9      | 4  | 4   | 8  | 4  | 20 | 0  | 6   | 1 | 3   | 30  |
| 04 | RHODA, Ben.....     | g           | 1-7    | 0-0    | 2-2      | 1  | 1   | 2  | 2  | 4  | 2  | 2   | 0 | 0   | 30  |
| 05 | SMITH, Tim.....     | g           | 10-15  | 2-4    | 0-0      | 2  | 2   | 4  | 3  | 22 | 2  | 5   | 0 | 3   | 38  |
| 20 | ANTHONY, James..... | g           | 2-6    | 1-5    | 0-0      | 0  | 7   | 7  | 4  | 5  | 4  | 1   | 0 | 1   | 30  |
| 02 | OATMAN, Sam.....    |             | 0-3    | 0-1    | 0-0      | 0  | 0   | 0  | 2  | 0  | 2  | 0   | 0 | 1   | 8   |
| 03 | SCOTT, Aaron.....   |             | 0-0    | 0-0    | 0-0      | 0  | 0   | 0  | 0  | 0  | 0  | 1   | 0 | 2   | 7   |
| 25 | STRONG, Travis..... |             | 1-2    | 1-1    | 0-0      | 0  | 0   | 0  | 1  | 3  | 0  | 0   | 0 | 0   | 7   |
| 51 | NUCKLES, Brad.....  |             | 1-3    | 1-1    | 0-2      | 1  | 0   | 1  | 1  | 3  | 0  | 0   | 1 | 0   | 12  |
|    | TEAM.....           |             |        |        |          | 3  | 1   | 4  |    |    |    |     |   |     |     |
|    | Totals.....         |             | 27-64  | 6-14   | 9-15     | 13 | 24  | 37 | 21 | 69 | 13 | 18  | 2 | 13  | 200 |

TOTAL FG% 1st Half: 12-35 34.3% 2nd Half: 15-29 51.7% Game: 42.2% DEADB  
 3-Pt. FG% 1st Half: 2-7 28.6% 2nd Half: 4-7 57.1% Game: 42.9% REBS  
 F Throw % 1st Half: 2-4 50.0% 2nd Half: 7-11 63.6% Game: 60.0% 4

HOME TEAM: Furman 7-5, 0-2 SoCon

| ## | Player Name          | TOT-FG 3-PT |        |        | REBOUNDS |    |     |    |    |    |    |     |   | MIN |     |
|----|----------------------|-------------|--------|--------|----------|----|-----|----|----|----|----|-----|---|-----|-----|
|    |                      | FG-FGA      | FG-FGA | FT-FTA | OF       | DE | TOT | PF | TP | A  | TO | BLK | S |     |     |
| 05 | NDOYE, Maleye.....   | f           | 5-12   | 1-4    | 0-0      | 1  | 5   | 6  | 1  | 11 | 3  | 0   | 0 | 1   | 34  |
| 41 | SANDERS, Nick.....   | f           | 2-3    | 0-1    | 6-6      | 3  | 8   | 11 | 3  | 10 | 4  | 2   | 1 | 0   | 27  |
| 10 | POJATINA, Marijan... | c           | 2-5    | 0-0    | 1-4      | 1  | 3   | 4  | 2  | 5  | 2  | 1   | 1 | 0   | 20  |
| 03 | CARTER, Tony.....    | g           | 4-9    | 2-3    | 2-3      | 1  | 5   | 6  | 1  | 12 | 3  | 7   | 0 | 4   | 33  |
| 04 | BOSTAIN, Robby.....  | g           | 3-10   | 1-4    | 2-2      | 1  | 2   | 3  | 0  | 9  | 1  | 4   | 0 | 2   | 28  |
| 01 | DIAGNE, Moussa.....  |             | 3-6    | 0-0    | 0-0      | 1  | 0   | 1  | 4  | 6  | 0  | 2   | 2 | 0   | 14  |
| 13 | WEBB, Eric.....      |             | 2-5    | 1-3    | 2-2      | 0  | 0   | 0  | 1  | 7  | 2  | 3   | 0 | 1   | 19  |
| 21 | EARLE, Ben.....      |             | 0-1    | 0-1    | 0-0      | 0  | 0   | 0  | 0  | 0  | 0  | 0   | 0 | 0   | 4   |
| 32 | PROWELL, Quan.....   |             | 4-7    | 0-2    | 0-0      | 2  | 2   | 4  | 3  | 8  | 0  | 3   | 0 | 1   | 21  |
|    | TEAM.....            |             |        |        |          | 2  | 1   | 3  |    |    |    |     |   |     |     |
|    | Totals.....          |             | 25-58  | 5-18   | 13-17    | 12 | 26  | 38 | 15 | 68 | 15 | 22  | 4 | 9   | 200 |

TOTAL FG% 1st Half: 12-27 44.4% 2nd Half: 13-31 41.9% Game: 43.1% DEADB  
 3-Pt. FG% 1st Half: 1-7 14.3% 2nd Half: 4-11 36.4% Game: 27.8% REBS  
 F Throw % 1st Half: 4-7 57.1% 2nd Half: 9-10 90.0% Game: 76.5% 1

Officials: Tony Greene, Karl Hess, Mike Eades

Technical fouls: East Tennessee State-None. Furman-None.

Attendance: 2261

| Score by Periods          | 1st | 2nd | Total |
|---------------------------|-----|-----|-------|
| East Tennessee State..... | 28  | 41  | - 69  |
| Furman.....               | 29  | 39  | - 68  |