



Game 10 — Monday, December 29, 2003

Jack In The Box Holiday Classic

Furman Paladins (5-4) vs. Bethune-Cookman Wildcats (0-6)

Timmons Arena (5,000), Greenville, South Carolina, 7:45 EST

WCSZ-AM 1070 (Greenville), YahooBroadcast.com



Furman Paladins (167 Sagarin/223 RPI)

Table with columns: Player, Pos, Height, Weight, Year, School, PPG, RPG, Notes. Includes players like Tony Carter, Robby Bostain, Maleye Ndoye, Nick Sanders, Marijan Pojatina, Eric Webb, and Quan Prowell.

FURMAN VS. BETHUNE-COOKMAN SERIES INFORMATION (Tied 1-1)

Monday's Furman vs. Bethune-Cookman game will mark the third meeting in basketball between the Paladins and Wildcats. Furman won the series inaugural 71-59 in Greenville during the 1999-00 season, but Bethune-Cookman rebounded the next year to claim a 63-56 verdict in Daytona Beach.

2003-04 SOUTHERN CONFERENCE STANDINGS/SCHEDULE

Table with columns: Division, Team, Conference Record, Overall Record. Divisions include North and South.

Monday, December 29

Davidson @ Duke, 4:00
Georgia Southern vs. Cleveland State, 6:00 (Texas A&M Tournament)
Western Carolina vs. S.E. Louisiana, 7:30 (Montana State Tournament)
Long Island @ College of Charleston, 7:30 (State Farm Classic)
Wofford @ Dayton, 7:30
Furman vs. Bethune-Cookman, 7:45 (Jack In The Box Holiday Classic)
Chattanooga vs. M. Tennessee St., 8:00 (Dr. Pepper Classic)
East Tennessee State vs. Lamar/Hawaii, 4:00 (Rainbow Classic)

2003-04 FURMAN PALADINS RESULTS/SCHEDULE (5-4, 0-1 SoCon South)

Table with columns: Date, Opponent (TV), Time. Lists games from Nov. 22 to Mar. 3-6.

* Southern Conference Game

NOTING THE PALADINS...Furman's clash with Bethune-Cookman in the Jack In The Box Holiday Classic will be preceded by the tournament's opening game featuring Charleston Southern and Lipscomb at 5:30 p.m. Tuesday's consolation contest is slated for 5:30 p.m. and will be succeeded 30 minutes after its conclusion by the championship game. Furman returned home from a five-game road swing to claim a 98-87 triumph over High Point on Dec. 20 for its third win in the last four outings. The Paladins' 98-point display versus the Panthers marked the highest tally versus an NCAA Division I opponent since the 1993-94 season when Furman downed Charleston Southern 103-98 in North Charleston. The 98 points also represented the highest output by a Paladin squad versus a Division I foe in Greenville since a 103-94 win over nationally 10th-ranked East Tennessee State during the 1990-91 campaign. Having hit the road in six of its first nine contests, Furman will play 11 of their next 18 games at home, including the next three. Furman went 2-3 on its recent five-game road trip, recording wins over Northern Iowa (64-55) and UNC Asheville (60-56) while suffering a setback to UNC Greensboro (73-65) and a pair of narrow losses to Big 10 teams Minnesota (91-84 OT) and Ohio State (70-68). Bethune-Cookman (303 Sagarin/264 RPI) brings an 0-6 record into Monday's game against Furman. The Wildcats, who have played only one home game this year, fell 66-52 at Kansas State on Dec. 22, two nights after dropping a 70-26 verdict at Nebraska. Also included in B-C's rugged early season results have road setbacks at Houston (56-45), Texas Southern (54-42), and Creighton (69-49). The Wildcats opened the campaign with a 68-63 home loss to Maine on Nov. 24. As the scores indicate, B-C has struggled offensively in the early going and comes to Greenville averaging only 46.2 ppg while shooting 33.9 percent from the field. The Wildcats leading scorer is sophomore guard Anis Taylor (8.7 ppg). In the 98-87 win over High Point, Furman snapped a 26-26 first half deadlock with a 23-3 run on the way to its sixth straight home victory dating back to last year. The six-game home winning streak is one shy of the longest run of success at home since Timmons Arena opened in 1997. Furman shot a season high 54.7 percent in the victory (29x53), including 45.8 percent from three-point range (11x24), and blistered the nets from the charity stripe, converting 29-of-36 attempts (80.6 percent), including 18 of their final 20 opportunities and last 12. Maleye Ndoye paced Furman's win over High Point with a game high 27 points and seven rebounds. Robby Bostain added a season high 21 points, eight rebounds, and five assists, and Tony Carter tossed in a season high 18 points. Eric Webb, meanwhile, contributed 14 points off the bench. In its last two games, Furman has shot 51.9 percent from the field (53x102) and 50.0 percent of its three-point attempts (23x46). Prior to the Ohio State game, the Paladins were knocking down only 28.2 percent of their three-point tries. On the season Furman is now shooting 33.2 percent from beyond the arc. The story is the same at the free throw line, where through seven games Furman was shooting 64.4 percent (94x146); now through nine games the Paladins are converting 67.9 percent from the charity stripe. Maleye Ndoye continues to lead Furman in scoring (16.8 ppg) thanks, in part, to a pair of

career high 32-point performances. He opened the season with a 32-point effort in the Paladins' 78-72 loss at James Madison, and on Nov. 30 he matched it (14x21 FGs) in a 91-84 overtime loss at Minnesota. Last year he averaged 5.2 ppg. Ndoeye's 32 points versus Minnesota was the most by an opponent at Williams Arena since Michigan's Louis Bullock tallied 33 versus the Gophers on Jan. 20, 1999. This past summer Ndoeye helped his native Senegal to a fourth place finish in the African Championships, including a 27-point performance in a 92-77 win over Morocco. **Robby Bostain's** 21-point performance versus High Point included a 13-of-16 display at the free throw line. Bostain, who has averaged 14.8 ppg over the last four contests, has been whistled for only nine fouls in nine games (220 minutes of playing time). **Eric Webb** has converted 9-of-12 three-point attempts (75.0 percent) and scored 34 points (17.0 ppg) in the last two games. He currently leads Furman in three-point shooting (40.0 percent, 24x60) and free throw shooting (78.3 percent, 18x23). **Tony Carter's** 18-point performance versus High Point marked the second highest tally of his career. In the last three games Carter has averaged 13.0 ppg while shooting 13-for-24 from the field (54.2 percent). After draining only four of his first 21 three-point attempts (19.0 percent) this year, Carter has knocked down 4-of-8 treys in the last two games (50.0 percent). Furman's 12 three-pointers versus Ohio State were just one shy of the school record 13 treys notched against Marshall (13x30, 83-64 win) during the 1993-94 season and James Madison (13x32, 79-72 win OT) a year later. Furman entered the Ohio State game shooting 28.2 percent from three-point range. **Nick Sanders** took four stitches following the game after receiving a flagrant elbow in the second half from OSU's **Matt Sylvester**, who was subsequently suspended for one game by the Buckeye coaching staff. Ironically, Sanders was whistled for a blocking foul after receiving the elbow, falling to the floor, and covering his head. **Moussa Diagne** (pronounced "Jine") contributed five points, two rebounds, two assists, and a block in 26 minutes of action in his Furman debut against Ohio State. **Marijan Pojatina** sat out the OSU contest with the flu but returned to the starting lineup versus High Point. Furman's recent trip to Northern Iowa lasted 15 hours and included delays in Greenville, Atlanta, and Cincinnati due to a combination of malfunctioning equipment and weather. Due to the late arrival in Cedar Falls, Iowa, the team had to scrap Friday's practice and was unable to go through any walk-thru the day of the game. Junior forward **Nick Sanders** contributed his first career double-double with 10 points and a career high 11 rebounds in the victory over the Panthers, who bounced back from the loss to Furman with a 77-66 triumph over No. 24 Iowa on Dec. 9. Through nine games, Quan Prowell, a 6-foot-7 Columbus, Ga., (Jordan H.S.) product, is averaging a solid 11.0 ppg and shooting a team high 58.8 percent from the field. In the Paladins' 73-65 loss at UNC Greensboro on Dec. 3, he converted 9-of-10 field goals en route

to a game and season high 22 points and seven rebounds in 26 minutes of action. Heading into Monday's game versus Bethune-Cookman, 46.7 percent (309 points) of Furman's scoring and 39.7 percent of the team's rebounding (131 rebounds) is coming from its freshman class, which currently boasts three of the team's top four scorers. Of the 13 active players in Furman's program, nine count a year or less of collegiate experience, and five are freshmen. Senior center **Marijan Pojatina's** 87 blocks rank him sixth on Furman's career charts, which only go back to the 1977-78 season. Furman announced the signing of 6-foot-2 wing guard **Jadee Jones** from Apple Valley, Minn., in November. As a junior at DeLaSalle (Minn.) High School, he averaged 18.0 ppg, shot 45.0 percent from three-point range, and earned all-state honors. This year he is attending Hopkins High School in Minneapolis. Last year's 8-8 Southern Conference South Division mark represented the program's first .500 conference campaign since the 1991-92 season (9-5) and first non-losing league record since the SoCon went to divisional play in 1994-95. Furman's biggest win a year ago was an 84-71 triumph over eventual league tournament champion East Tennessee State in Johnson City. Furman was a consensus preseason No. 5 pick in separate polls by league head coaches and media in the six-team south division. The Paladins lost their top four scorers and three leading rebounders from a year ago, including forward **Karim Souchu** (19.5 ppg/4.5 rpg), who completed his career with 2,014 points, good for fourth place on Furman's all-time scoring chart. Furman also graduated point guard **Guilherme Da Luz** (11.4 ppg/4.2 rpg/1.49 assists), who last year became the first player in SoCon history to tally 1,000 points (1,253), 600 assists (668), 500 rebounds (512), and 200 steals (205). In addition, the Paladins graduated forward **Kenny Zeigler** (8.3 ppg/7.8 rpg). This year Furman will celebrate the 50th anniversary of Paladin All-American **Frank Selvy's** senior season with ceremonies at the Paladins' home game versus The Citadel (Feb. 21). A native of Corbin, Ky., who currently lives just outside Greenville, Selvy led the nation in scoring (41.7 ppg), tallied an NCAA record 100 points in a 149-95 win over Newberry College on Feb. 13, 1954 at Greenville's Textile Hall, and was named NCAA Player-of-the-Year in 1954 after helping Furman to a 21-6 season that featured wins over South Carolina, Clemson, Virginia Tech, Georgia Tech, and Manhattan, among others. The NBA's No. 1 Draft pick in 1954 by the Baltimore Bullets, he played nine seasons in the NBA, including five with the Los Angeles Lakers, where he played alongside future Hall-of-Famers **Jerry West** and **Elgin Baylor**. He still holds five NCAA records, 10 Southern Conference standards, and 17 school records, and is a member of both the Furman and South Carolina Athletic Halls of Fame. His jersey No. 28 is one of only four retired numbers in Furman basketball history. Selvy was also recently ranked (No. 50) by *Street & Smith's Magazine* among the 100 greatest players in college basketball history.

2003-04 FURMAN PALADINS ROSTER

No.	Name	Pos.	Ht.	Wt.	Yr.	Hometown	Last School
1	Moussa Diagne	F	6-8	210	Fr.	Thies, Senegal	Mount Olive (Ga.) Preparatory School
3	Tony Carter	G	6-0	170	So.	Burlington, N.C.	Williams High School
4	Robby Bostain	G/F	6-3	185	R-Fr.	Duluth, Ga.	Brookwood High School
5	Maleye Ndoeye	F	6-8	205	Sr.	Dakar, Senegal	Washington (Tenn.) Academy
10	Marijan Pojatina	C	6-11	205	Sr.	Zagreb, Croatia	XI School
13	Eric Webb	G	6-2	185	Fr.	Grand Rapids, Minn.	Grand Rapids High School
15	Daniel Sperry	F	6-6	200	So.	St. Simons Island, Ga.	Glynn Academy
21	Ben Earle	G/F	6-5	190	R-So.	Standish, Me.	Gordon (Mass.) College
22	Gerad Punch	G/F	6-4	200	Fr.	Phoenix, Ariz.	Brophy Preparatory School
24	Ryan Carson	G	6-3	180	Jr.	Charlotte, N.C.	Providence Day School
32	Quan Prowell	F	6-8	210	Fr.	Columbus, Ga.	Jordan High School
41	Nick Sanders	F	6-7	215	Jr.	Leavenworth, Kan.	Leavenworth High School
43	Julius van de Laar	F	6-7	225	Fr.	Heidelberg, Germany	Urspring High School
45	Cedrick Price	C	6-9	245	Jr.	Savannah, Ga.	Fork Union (Va.) Military Academy

Head Coach: Larry Davis (Asbury '78)

Assistant Coaches: Ken Potosnak (Randolph-Macon '90), Niko Medved (Minnesota '97), Mike Shedd (Purdue '97)

THE LARRY DAVIS FILE

PERSONAL

Full Name: Larry Allen Davis
 Born: June 3, 1956, in Mount Sterling, Ky.
 Wife: The former Treva Baird of Kingsport, Tenn.
 Married: September 3, 1977, in Wilmore, Ky.
 Children: Morgan (17) and Jordan (12)

EDUCATION

Wapahani High School (Ind.), 1974
 Asbury College (Ky.), B.A., Education, 1978
 East Tennessee State University, M.A., Physical Education, 1982

PLAYING CAREER

Wapahani High School (Ind.)
 ✎ Basketball (two letters, team captain)
 ✎ Baseball (four letters, team captain)
 ✎ Outstanding Athlete, 1974
 Asbury College (Ky.)
 ✎ Soccer (four letters)
 ✎ Track & Field (four letters)



COACHING CAREER

Year	School	Responsibility	Overall Record	Conf. Record	Conf. Finish	Conf.
1979-80	East Tennessee State	Graduate Assistant Coach	15-13	8-7	(4th)	SoCon
1980-81	East Tennessee State	Graduate Assistant Coach	13-14	9-7	(4th)	SoCon
1981-82	East Tennessee State	Graduate Assistant Coach	13-15	8-8	(4th)	SoCon
1982-83	Cloverport High School (Ky.)	Head Coach	15-13			...
1983-84	Oak Hill Academy (Va.)	Head Coach	25-5			...
1984-85	Oak Hill Academy (Va.)	Head Coach	26-4			...
1985-86	Delaware	Assistant Coach	11-16	4-10	(8th)	East Coast
1986-87	Delaware	Assistant Coach	12-16	3-11	(8th)	East Coast
1987-88	Delaware	Assistant Coach	19-9	9-5	(T2nd)	East Coast
1988-89	Delaware	Assistant Coach	14-14	6-8	(6th)	East Coast
1989-90	Wake Forest	Assistant Coach	12-16	3-11	(8th)	ACC
1990-91	Wake Forest	Assistant Coach	*19-11	8-6	(3rd)	ACC
1991-92	Wake Forest	Assistant Coach	*17-12	7-9	(6th)	ACC
1992-93	Wake Forest	Assistant Coach	*21-9	10-6	(3rd)	ACC
1993-94	Ball State	Assistant Coach	16-12	11-7	(4th)	MAC
1994-95	Minnesota	Assistant Coach	*19-12	10-8	(T5th)	Big Ten
1995-96	Minnesota	Assistant Coach	#19-13	10-8	(T5th)	Big Ten
1996-97	Minnesota	Assistant Coach	*31-4	16-2	(1st)	Big Ten
1997-98	Furman	Head Coach	9-20	5-9	(4th)	Southern
1998-99	Furman	Head Coach	12-16	5-11	(5th)	Southern
1999-00	Furman	Head Coach	14-18	5-10	(6th)	Southern
2000-01	Furman	Head Coach	10-16	5-11	(6th)	Southern
2001-02	Furman	Head Coach	17-14	7-9	(5th)	Southern
2002-03	Furman	Head Coach	14-17	8-8	(3rd)	Southern
2003-04	Furman	Head Coach	5-4			

* NCAA Tournament
 # National Invitation Tournament

COLLEGIATE HEAD COACHING RECORD

Furman — 81-105, 7th Year (.435)

**2004 Southern Conference
Men's Basketball Championship
North Charleston Coliseum, North Charleston, S.C.
March 3-6, 2004**



#4 seed South

Session 1, Game 1
March 3, noon
#5 seed North

Session 3, Game 5
March 4, noon
#1 seed North

#2 seed South

Session 3, Game 6
March 4, 30 minutes after
Game 5

#3 seed North

Session 1, Game 2
March 3, 30 minutes
after Game 1
#6 seed South

#4 seed North

Session 2, Game 3
March 3, 6:00 p.m.
#5 seed South

Session 4, Game 7
March 4, 6:00 p.m.
#1 seed South

#2 seed North

Session 4, Game 8
March 4, 30 minutes
after Game 7

#3 seed South

Session 2, Game 4
March 3, 30 minutes
after Game 3
#6 seed North

Session 5, Game 9
March 5, 6:00 p.m.
LIVE ON CSS

CHAMPIONSHIP GAME
Session 6, Game 11
March 6, 1:00 p.m.
LIVE ON ESPN

Session 5, Game 10
March 5, 30 minutes after
Game 9
LIVE ON CSS

**2003-04 FURMAN PALADINS BASKETBALL
SEASON BOX SCORE
ALL GAMES**

RECORD:	OVERALL	HOME	AWAY	NEUTRAL
ALL GAMES.....	(5-4)	(3-0)	(2-4)	(0-0)
CONFERENCE.....	(0-1)	(0-0)	(0-1)	(0-0)
NON-CONFERENCE.....	(5-3)	(3-0)	(2-3)	(0-0)

DATE	TIME	OPPONENT	SCORE	ATTEND	HIGH POINTS	HIGH REBOUNDS
11-22-03	7:00 p.m.	at James Madison	72-78	L 3784	(32)NDOYE, Maleye	(7)POJATINA, Marijan
11-24-03	7:00 p.m.	SOUTHERN WESLEYAN	77-53	W 1032	(17)WEBB, Eric	(9)SANDERS, Nick
11-26-03	7:00 p.m.	GREENSBORO COLLEGE	74-49	W 1053	(16)PROWELL, Quan	(7)NDOYE, Maleye
						(7)BOSTAIN, Robby
11-30-03	1:00 p.m.	at Minnesota	84-91	LOT 11850	(32)NDOYE, Maleye	(9)NDOYE, Maleye
12-03-03	7:35 p.m.	* at UNCG	65-73	L 1090	(22)PROWELL, Quan	(7)PROWELL, Quan
12-06-03	1:05 p.m.	at UNI	64-55	W 1282	(18)BOSTAIN, Robby	(11)SANDERS, Nick
12/14/03	2:00 p.m.	at UNC Asheville	60-56	W 750	(11)WEBB, Eric	(8)NDOYE, Maleye
					(11)BOSTAIN, Robby	(8)PROWELL, Quan
					(11)CARTER, Tony	
12/17/03	8:00 p.m.	at Ohio State	68-70	L 12248	(20)WEBB, Eric	(7)NDOYE, Maleye
12/20/03	2:30 p.m.	HIGH POINT	98-87	W 1259	(27)NDOYE, Maleye	(8)BOSTAIN, Robby

* Conference game

ATTENDANCE SUMMARY	GAMES	TOTALS	AVG/GAME
HOME.....	3	3344	1115
AWAY.....	6	31004	5167
NEUTRAL.....	0	0	0
TOTAL.....	9	34348	3816

## Player	GP-GS	---TOTAL---		---3-PTS---		----REBOUNDS----										Pts	Avg				
		Min	Avg	FG-FGA	Pct	3FG-FGA	Pct	FT-FTA	Pct	Off	Def	Tot	Avg	PF	FO			A	TO	Blk	Stl
05 NDOYE, Maleye.....	9-9	284	31.6	52-106	.491	15-38	.395	32-41	.780	15	37	52	5.8	16	1	12	17	2	14	151	16.8
13 WEBB, Eric.....	9-0	243	27.0	33-74	.446	24-60	.400	18-23	.783	7	24	31	3.4	11	0	24	27	0	8	108	12.0
32 PROWELL, Quan.....	9-1	204	22.7	40-68	.588	5-9	.556	14-18	.778	12	26	38	4.2	31	1	6	11	9	9	99	11.0
04 BOSTAIN, Robby....	9-9	220	24.4	29-85	.341	4-25	.160	31-40	.775	14	30	44	4.9	9	0	25	16	0	14	93	10.3
03 CARTER, Tony.....	9-9	232	25.8	25-57	.439	8-29	.276	16-32	.500	8	17	25	2.8	14	1	32	17	0	12	74	8.2
41 SANDERS, Nick.....	9-9	264	29.3	23-50	.460	3-9	.333	6-10	.600	19	33	52	5.8	30	2	19	13	1	13	55	6.1
15 SPERRY, Daniel....	2-0	25	12.5	3-11	.273	1-2	.500	1-2	.500	1	2	3	1.5	3	0	0	4	1	1	8	4.0
21 EARLE, Ben.....	9-0	136	15.1	13-33	.394	6-20	.300	4-10	.400	3	7	10	1.1	10	0	5	7	1	6	36	4.0
10 POJATINA, Marijan..	8-8	122	15.3	10-31	.323	0-1	.000	6-13	.462	7	20	27	3.4	24	1	7	13	13	2	26	3.3
01 DIAGNE, Moussa....	2-0	36	18.0	2-7	.286	0-2	.000	1-2	.500	0	3	3	1.5	6	0	2	4	1	1	5	2.5
24 CARSON, Ryan.....	2-0	4	2.0	1-3	.333	1-3	.333	0-0	.000	0	1	1	0.5	1	0	0	0	0	1	3	1.5
22 PUNCH, Gerad.....	7-0	35	5.0	1-7	.143	0-4	.000	2-2	1.000	2	10	12	1.7	4	0	4	3	0	3	4	0.6
45 PRICE, Cedrick....	3-0	16	5.3	0-3	.000	0-0	.000	0-0	.000	0	3	3	1.0	0	0	0	1	0	0	0	0.0
43 VAN DE LAAR, Julius	1-0	4	4.0	0-0	.000	0-0	.000	0-0	.000	2	1	3	3.0	0	0	0	2	0	1	0	0.0
TEAM.....										13	13	26	2.9	0			2				
Total.....	9	1825		232-535	.434	67-202	.332	131-193	.679	103	227	330	36.7	159	6	136	137	28	85	662	73.6
Opponents.....	9	1764		215-502	.428	45-146	.308	117-172	.680	98	221	319	35.4	167	-	100	159	18	76	592	65.8

SCORE BY PERIODS:	1st	2nd	OT	Total
Furman.....	316	340	6	- 662
Opponents.....	275	324	13	- 612

DEADBALL REBOUNDS:	OFF	DEF	TOTAL
Furman.....	30	1	31
Opponents.....	27	0	27

2003-04 FURMAN PALADINS BASKETBALL
 FURMAN TEAM GAME-BY-GAME
 ALL GAMES

Opponent	Date	Score	W/L	---TOTAL---		--3-PTRS--		FT-FTA		Pct		---REBOUNDS---				PF	A	TO	Blk	Stl	Pts---Avg	
				FG-FGA	Pct	3FG-FGA	Pct	Off	Def	Tot	Avg	Pts	Avg									
at James Madison	11/22/03	72-78	L	21-62	.339	9-29	.310	21-28	.750	15	21	36	36.0	17	10	15	3	10	72	72.0		
SOUTHERN WESLEYAN	11/24/03	77-53	W	27-60	.450	7-23	.304	16-26	.615	15	30	45	40.5	17	18	24	5	12	77	74.5		
GREENSBORO COLLEGE	11/26/03	74-49	W	25-67	.373	9-22	.409	15-22	.682	19	22	41	40.7	13	19	15	5	17	74	74.3		
at Minnesota	11/30/03	84-91	Lot	35-66	.530	4-19	.211	10-16	.625	9	24	33	38.8	24	20	12	4	11	84	76.8		
at UNC-Greensboro	12/03/03	65-73	L	26-57	.456	6-20	.300	7-11	.636	8	22	30	37.0	13	14	14	3	5	65	74.4		
at Northern Iowa	12/06/03	64-55	W	24-57	.421	2-13	.154	14-24	.583	9	34	43	38.0	22	15	8	2	9	64	72.7		
at UNC Asheville	12/14/03	60-56	W	21-64	.328	7-30	.233	11-19	.579	15	24	39	38.1	11	10	11	3	8	60	70.9		
at Ohio State	12/17/03	68-70	L	24-49	.490	12-22	.545	8-11	.727	4	24	28	36.9	20	15	16	2	5	68	70.5		
HIGH POINT	12/20/03	98-87	W	29-53	.547	11-24	.458	29-36	.806	9	26	35	36.7	22	15	22	1	8	98	73.6		
Furman		662		232-535	.434	67-202	.332	131-193	.679	103	227	330	36.7	159	136	137	28	85	662	73.6		
Opponents		592		215-502	.428	45-146	.308	117-172	.680	98	221	319	35.4	167	100	159	18	76	592	65.8		

Games played: 9
 Points/game: 73.6
 FG Pct: 43.4
 3FG Pct: 33.2
 FT Pct: 67.9

Rebounds/game: 36.7
 Assists/game: 15.1
 Turnovers/game: 15.2
 Assist/turnover ratio: 1.0
 Steals/game: 9.4
 Blocks/game: 3.1

2003-04 FURMAN PALADINS BASKETBALL
 OPPONENT GAME-BY-GAME
 ALL GAMES

Opponent	Date	Score	W/L	---TOTAL---		--3-PTRS--		FT-FTA		Pct		---REBOUNDS---				PF	A	TO	Blk	Stl	Pts---Avg	
				FG-FGA	Pct	3FG-FGA	Pct	Off	Def	Tot	Avg	Pts	Avg									
at James Madison	11/22/03	72-78	L	31-57	.544	7-13	.538	9-16	.563	7	29	36	36.0	21	14	20	4	6	78	78.0		
SOUTHERN WESLEYAN	11/24/03	77-53	W	20-63	.317	2-14	.143	11-20	.550	15	21	36	36.0	20	9	25	1	15	53	65.5		
GREENSBORO COLLEGE	11/26/03	74-49	W	15-42	.357	7-15	.467	12-15	.800	7	26	33	35.0	19	9	29	2	8	49	60.0		
at Minnesota	11/30/03	84-91	Lot	30-59	.508	8-16	.500	23-33	.697	13	26	39	36.0	18	18	16	3	8	91	67.8		
at UNC-Greensboro	12/03/03	65-73	L	20-44	.455	6-15	.400	7-8	.875	9	17	26	34.0	8	6	11	0	4	53	64.8		
at Northern Iowa	12/06/03	64-55	W	18-61	.295	4-31	.129	15-22	.682	13	29	42	35.3	22	7	12	1	4	55	63.2		
at UNC Asheville	12/14/03	60-56	W	23-53	.434	4-16	.250	6-10	.600	9	31	40	36.0	15	13	19	4	5	56	62.1		
at Ohio State	12/17/03	68-70	L	27-57	.474	2-11	.182	14-21	.667	11	23	34	35.8	15	11	10	1	9	70	63.1		
HIGH POINT	12/20/03	98-87	W	31-66	.470	5-15	.333	20-27	.741	14	19	33	35.4	29	13	17	2	17	87	65.8		
Opponents		592		215-502	.428	45-146	.308	117-172	.680	98	221	319	35.4	167	100	159	18	76	592	65.8		
Furman		662		232-535	.434	67-202	.332	131-193	.679	103	227	330	36.7	159	136	137	28	85	662	73.6		

Games played: 9
 Points/game: 65.8
 FG Pct: 42.8
 3FG Pct: 30.8
 FT Pct: 68.0

Rebounds/game: 35.4
 Assists/game: 11.1
 Turnovers/game: 17.7
 Assist/turnover ratio: 0.6
 Steals/game: 8.4
 Blocks/game: 2.0

**2003-04 FURMAN PALADINS BASKETBALL
FURMAN HIGH/LOW ANALYSIS
ALL GAMES**

FURMAN - GAME HIGHS

POINTS.....	98	vs High Point (12/20/03)
FIELD GOALS MADE.....	35	at Minnesota (11/30/03)
FIELD GOAL ATTEMPTS.....	67	vs Greensboro College (11/26/03)
FIELD GOAL PERCENTAGE.....	.547 (29-53)	vs High Point (12/20/03)
3 PT FIELD GOALS MADE.....	12	at Ohio State (12/17/03)
3 PT FG ATTEMPTS.....	30	at UNC Asheville (12/14/03)
3 PT FG PERCENTAGE.....	.545 (12-22)	at Ohio State (12/17/03)
FREE THROWS MADE.....	29	vs High Point (12/20/03)
FREE THROW ATTEMPTS.....	36	vs High Point (12/20/03)
FREE THROW PERCENTAGE.....	.806 (29-36)	vs High Point (12/20/03)
REBOUNDS.....	45	vs Southern Wesleyan (11/24/03)
ASSISTS.....	20	at Minnesota (11/30/03)
STEALS.....	17	vs Greensboro College (11/26/03)
BLOCKED SHOTS.....	5	vs Greensboro College (11/26/03)
	5	vs Southern Wesleyan (11/24/03)
TURNOVERS.....	24	vs Southern Wesleyan (11/24/03)
FOULS.....	24	at Minnesota (11/30/03)

FURMAN - GAME LOWS

POINTS.....	91	at Minnesota (11/30/03)
FIELD GOALS MADE.....	31	vs High Point (12/20/03)
	31	at James Madison (11/22/03)
FIELD GOAL ATTEMPTS.....	66	vs High Point (12/20/03)
FIELD GOAL PERCENTAGE.....	.544 (31-57)	at James Madison (11/22/03)
3 PT FIELD GOALS MADE.....	8	at Minnesota (11/30/03)
3 PT FG ATTEMPTS.....	31	at Northern Iowa (12/06/03)
3 PT FG PERCENTAGE.....	.538 (7-13)	at James Madison (11/22/03)
FREE THROWS MADE.....	23	at Minnesota (11/30/03)
FREE THROW ATTEMPTS.....	33	at Minnesota (11/30/03)
FREE THROW PERCENTAGE.....	.875 (7-8)	at UNC-Greensboro (12/03/03)
REBOUNDS.....	42	at Northern Iowa (12/06/03)
ASSISTS.....	18	at Minnesota (11/30/03)
STEALS.....	17	vs High Point (12/20/03)
BLOCKED SHOTS.....	4	at UNC Asheville (12/14/03)
	4	at James Madison (11/22/03)
TURNOVERS.....	29	vs Greensboro College (11/26/03)
FOULS.....	29	vs High Point (12/20/03)

OPPONENT - GAME HIGHS

POINTS.....	91	at Minnesota (11/30/03)
FIELD GOALS MADE.....	31	vs High Point (12/20/03)
	31	at James Madison (11/22/03)
FIELD GOAL ATTEMPTS.....	66	vs High Point (12/20/03)
FIELD GOAL PERCENTAGE.....	.544 (31-57)	at James Madison (11/22/03)
3 PT FIELD GOALS MADE.....	8	at Minnesota (11/30/03)
3 PT FG ATTEMPTS.....	31	at Northern Iowa (12/06/03)
3 PT FG PERCENTAGE.....	.538 (7-13)	at James Madison (11/22/03)
FREE THROWS MADE.....	23	at Minnesota (11/30/03)
FREE THROW ATTEMPTS.....	33	at Minnesota (11/30/03)
FREE THROW PERCENTAGE.....	.875 (7-8)	at UNC-Greensboro (12/03/03)
REBOUNDS.....	42	at Northern Iowa (12/06/03)
ASSISTS.....	18	at Minnesota (11/30/03)
STEALS.....	17	vs High Point (12/20/03)
BLOCKED SHOTS.....	4	at UNC Asheville (12/14/03)
	4	at James Madison (11/22/03)
TURNOVERS.....	29	vs Greensboro College (11/26/03)
FOULS.....	29	vs High Point (12/20/03)

OPPONENT - GAME LOWS

POINTS.....	49	vs Greensboro College (11/26/03)
FIELD GOALS MADE.....	15	vs Greensboro College (11/26/03)
FIELD GOAL ATTEMPTS.....	42	vs Greensboro College (11/26/03)
FIELD GOAL PERCENTAGE.....	.295 (18-61)	at Northern Iowa (12/06/03)
3 PT FIELD GOALS MADE.....	2	vs Southern Wesleyan (11/24/03)
	2	at Ohio State (12/17/03)
3 PT FG ATTEMPTS.....	11	at Ohio State (12/17/03)
3 PT FG PERCENTAGE.....	.129 (4-31)	at Northern Iowa (12/06/03)
FREE THROWS MADE.....	6	at UNC Asheville (12/14/03)
FREE THROW ATTEMPTS.....	8	at UNC-Greensboro (12/03/03)
FREE THROW PERCENTAGE.....	.550 (11-20)	vs Southern Wesleyan (11/24/03)
REBOUNDS.....	26	at UNC-Greensboro (12/03/03)
ASSISTS.....	6	at UNC-Greensboro (12/03/03)
STEALS.....	4	at UNC-Greensboro (12/03/03)
	4	at Northern Iowa (12/06/03)
BLOCKED SHOTS.....	0	at UNC-Greensboro (12/03/03)
TURNOVERS.....	10	at Ohio State (12/17/03)
FOULS.....	8	at UNC-Greensboro (12/03/03)

**2003-04 FURMAN PALADINS BASKETBALL
FURMAN HIGH/LOW ANALYSIS
ALL GAMES**


FURMAN - INDIVIDUAL GAME HIGHS

POINTS.....	32	NDOYE, Maleye at Minnesota (11/30/03)
	32	NDOYE, Maleye at James Madison (11/22/03)
FIELD GOALS MADE.....	14	NDOYE, Maleye at Minnesota (11/30/03)
FIELD GOAL ATT.....	21	NDOYE, Maleye at Minnesota (11/30/03)
FG PCT (min 5 made).....	.900 (9-10)	PROWELL, Quan at UNC-Greensboro (12/03/03)
3 PT FG MADE.....	6	WEBB, Eric at Ohio State (12/17/03)
3 PT FG ATTEMPTS.....	10	WEBB, Eric at UNC Asheville (12/14/03)
3-PT FG PCT (min 2 made).....	1.000 (2-2)	PROWELL, Quan vs Greensboro College (11/26/03)
FREE THROWS MADE.....	14	NDOYE, Maleye at James Madison (11/22/03)
FREE THROW ATT.....	18	NDOYE, Maleye at James Madison (11/22/03)
FT PCT (min 3 made).....	1.000 (4-4)	NDOYE, Maleye at Ohio State (12/17/03)
	1.000 (4-4)	BOSTAIN, Robby at UNC Asheville (12/14/03)
	1.000 (4-4)	WEBB, Eric at Minnesota (11/30/03)
	1.000 (3-3)	PROWELL, Quan vs High Point (12/20/03)
	1.000 (3-3)	NDOYE, Maleye vs Greensboro College (11/26/03)
REBOUNDS.....	11	SANDERS, Nick at Northern Iowa (12/06/03)
ASSISTS.....	9	CARTER, Tony at Minnesota (11/30/03)
STEALS.....	5	CARTER, Tony at Minnesota (11/30/03)
BLOCKED SHOTS.....	4	POJATINA, Marijan vs Southern Wesleyan (11/24/03)
TURNOVERS.....	6	NDOYE, Maleye vs Southern Wesleyan (11/24/03)
FOULS.....	5	CARTER, Tony at Northern Iowa (12/06/03)
	5	SANDERS, Nick at UNC-Greensboro (12/03/03)
	5	PROWELL, Quan at Minnesota (11/30/03)
	5	SANDERS, Nick at Minnesota (11/30/03)
	5	NDOYE, Maleye at Minnesota (11/30/03)
	5	POJATINA, Marijan at Minnesota (11/30/03)

I Moussa Diagne

Forward, 6-8, 210, Freshman

Thies, Senegal ▲ Mount Olive (Ga.) Preparatory School



2003-04 SEASON SUMMARY

Opponent	Date	GS	Min	----TOTAL----		-----3-PTS-----			----REBOUNDS----												
				FG-FGA	.Pct	3PTG-FGA	.Pct	FT-FTA	.Pct	Off	Def	Tot	Avg	PF	FO	A	TO	Bk	Stl	Pts.	Avg
@ Ohio State	12-17-03		26	2-6	.333	0-1	.000	1-2	.500	0	2	2	2.0	2	0	2	3	1	1	5	5.0
High Point	12-20-03		10	0-1	.000	0-1	.000	0-0	.000	0	1	1	1.5	4	0	0	1	0	0	0	2.5
Totals			36	2-7	.286	0-2	.000	1-2	.500	0	3	3	1.5	6	0	2	4	1	1	5	2.5

#04 ROBBY BOSTAIN'S SUPERLATIVES/CAREER STATISTICS


CATEGORY	SEASON
Points:	5 vs. Ohio State (12-17)
Field Goals Made:	2 vs. Ohio State (12-17)
Field Goals Attempted:	6 vs. Ohio State (12-17)
3-Point Field Goals Made:	None
3-Point Field Goals Attempted: ..	1 vs. Ohio State (12-17), vs. High Point (12-20)
Free Throws Made:	1 vs. Ohio State (12-17)
Free Throws Attempted:	2 vs. Ohio State (12-17)
Rebounds:	2 vs. Ohio State (12-17)
Assists:	2 vs. Ohio State (12-17)
Blocks:	1 vs. Ohio State (12-17)
Steals:	1 vs. Ohio State (12-17)
Minutes:	26 vs. Ohio State (12-17)

YEAR	GP-GS	MP-AVG	FGM-FGA	PCT	3P-3PA	PCT	FTM-FTA	PCT	REB-AVG	PF-D	A	TO	BK	ST	PTS	AVG
2003-04	2-0	36-18.0	2-7	.286	0-2	.000	1-2	.500	3-1.5	6-0	2	4	1	1	5	2.5

3 Tony Carter

Guard, 6-0, 170, Sophomore

Burlington, North Carolina ▲ Williams High School



2003-04 SEASON SUMMARY

Opponent	Date	GS	Min	----TOTAL----		-----3-PTS-----		FT-FTA		----REBOUNDS----					A	TO	Blk	Stl	Pts.	Avg		
				FG-FGA	.Pct	3PFG-FGA	.Pct		.Pct	Off	Def	Tot	Avg	PF							FO	
@ James Madison	11-22-03	*	39	4-8	.500	2-5	.400	2-2	1.000	2	1	3	3.0	3	0	4	2	0	3	12	12.0	
SO. WESLEYAN	11-24-03	*	25	2-4	.500	1-3	.333	2-5	.400	0	3	3	3.0	0	0	5	6	0	3	7	9.5	
GREENSBORO COLLEGE	11-26-03	*	21	2-7	.286	1-4	.250	3-8	.375	0	0	0	2.0	1	0	2	3	0	2	8	9.0	
@ Minnesota	11-30-03	*	38	4-9	.444	0-3	.000	0-2	.000	0	3	3	2.3	0	0	9	1	0	5	8	8.8	
@ UNC Greensboro	12-03-03	*	34	2-6	.333	0-2	.000	1-2	.500	0	3	3	2.4	1	0	4	1	0	0	5	8.0	
@ Northern Iowa	12-06-03	*	13	0-3	.000	0-1	.000	2-5	.400	1	3	4	2.7	5	1	2	2	0	1	2	7.0	
@ UNC Asheville	12-14-03	*	31	3-10	.300	1-6	.167	4-8	.500	3	3	6	2.7	0	0	3	3	0	1	11	6.6	
@ Ohio State	12-17-03	*	32	3-4	.750	2-3	.667	2-2	1.000	0	2	2	2.6	4	0	6	3	0	0	10	7.0	
High Point	12-20-03	*	24	7-10	.700	2-5	.400	2-3	.667	2	2	4	2.8	0	0	2	2	0	0	18	8.2	
Totals			9	232	25-57	.439	8-29	.276	16-32	.500	8	17	25	2.8	14	1	32	17	0	12	74	8.2

#03 TONY CARTER'S SUPERLATIVES/CAREER STATISTICS


CATEGORY	SEASON	CAREER
Points:	18 vs. High Point (12-20)	20 vs. Western Carolina (1-13-03)
Field Goals Made:	7 vs. High Point (12-20)	7 vs. High Point (12-20-03)
Field Goals Attempted:	10 vs. UNC Asheville (12-14), vs. High Point (12-20)	11 vs. East Tennessee State (2-24-03)
3-Point Field Goals Made:	2 vs. three opponents	3 vs. Western Carolina (1-13-03), vs. Chattanooga (1-25-03)
3-Point Field Goals Attempted:	6 vs. UNC Asheville (12-14)	6 vs. three opponents
Free Throws Made:	4 vs. UNC Asheville (12-14)	9 vs. Western Carolina (1-13-03)
Free Throws Attempted:	8 vs. Greensboro (11-26), vs. UNC Asheville (12-14)	11 vs. Western Carolina (1-13-03)
Rebounds:	6 vs. UNC Asheville (12-14)	7 vs. St. Mary's (11-27-02)
Assists:	9 vs. Minnesota (11-30)	11 vs. Minnesota (11-30-03)
Blocks:	None	1 vs. Chattanooga (12-16-02), vs. New Hampshire (12-28-02)
Steals:	5 vs. Minnesota (11-30)	5 vs. Minnesota (11-30)
Minutes:	39 vs. James Madison (11-22)	39 vs. James Madison (11-22-03)

YEAR	GP-GS	MP-AVG	FGM-FGA	PCT	3P-3PA	PCT	FTM-FTA	PCT	REB-AVG	PF-D	A	TO	BK	ST	PTS	AVG
2002-03	31-18	739-23.8	52-158	.329	23-81	.284	29-43	.674	95-3.1	45-0	52	37	2	35	156	5.0
2003-04	9-9	232-25.8	25-57	.439	8-29	.276	16-32	.500	25-2.8	14-1	32	17	0	12	74	8.2
Totals	40-26	971-24.3	77-215	.358	31-110	.282	45-75	.600	120-3.0	59-1	84	54	2	47	230	5.8

4 Robby Bostain

Guard/Forward, 6-3, 185, R-Freshman

Duluth, Georgia ▲ Brookwood High School



2003-04 SEASON SUMMARY

Opponent	Date	GS	Min	----TOTAL----		-----3-PTS-----		FT-FTA	.Pct	----REBOUNDS----				PF	FO	A	TO	Blk	Stl	Pts.	Avg	
				FG-FGA	.Pct	3PTG-FGA	.Pct			Off	Def	Tot	Avg									
@ James Madison	11-22-03	*	24	3-14	.214	2-8	.250	3-4	.750	1	4	5	5.0	1	0	4	3	0	3	11	11.0	
SO. WESLEYAN	11-24-03	*	28	5-12	.417	0-2	.000	2-3	.667	3	3	6	5.5	1	0	3	1	0	3	12	11.5	
GREENSBORO COLLEGE	11-26-03	*	23	1-6	.167	1-2	.500	1-2	.500	3	4	7	6.0	0	0	6	0	0	2	4	9.0	
@ Minnesota	11-30-03	*	21	2-6	.333	0-1	.000	1-2	.500	0	5	5	5.8	2	0	2	2	0	0	5	8.0	
@ UNC Greensboro	12-03-03	*	17	1-7	.143	0-2	.000	0-0	.000	1	3	4	5.4	0	0	3	2	0	1	2	6.8	
@ Northern Iowa	12-06-03	*	30	6-12	.500	0-2	.000	6-7	.857	2	2	4	5.2	0	0	0	0	0	1	18	8.7	
@ UNC Asheville	12-14-03	*	28	3-10	.300	1-3	.333	4-4	1.000	3	1	4	5.0	1	0	1	2	0	1	11	9.0	
@ Ohio State	12-17-03	*	17	4-8	.500	0-2	.000	1-2	.500	0	1	1	4.5	2	0	1	2	0	2	9	9.0	
High Point	12-20-03	*	32	4-10	.400	0-3	.000	13-16	.813	1	7	8	4.9	2	0	5	4	0	1	21	10.3	
Totals			9	220	29-85	.341	4-25	.160	31-40	.775	14	30	44	4.9	9	0	25	16	0	14	93	10.3

#04 ROBBY BOSTAIN'S SUPERLATIVES/CAREER STATISTICS


CATEGORY	SEASON
Points:	21 vs. High Point (12-20)
Field Goals Made:	6 vs. Northern Iowa (12-6)
Field Goals Attempted:	14 vs. James Madison (11-22)
3-Point Field Goals Made:	2 vs. James Madison (11-22)
3-Point Field Goals Attempted: ..	8 vs. James Madison (11-22)
Free Throws Made:	13 vs. High Point (12-20)
Free Throws Attempted:	16 vs. High Point (12-20)
Rebounds:	8 vs. High Point (12-20)
Assists:	6 vs. Greensboro (11-26)
Blocks:	None
Steals:	3 vs. James Madison (11-22), vs. So. Wesleyan (11-24)
Minutes:	32 vs. High Point (12-20)

YEAR	GP-GS	MP-AVG	FGM-FGA	PCT	3P-3PA	PCT	FTM-FTA	PCT	REB-AVG	PF-D	A	TO	BK	ST	PTS	AVG
2003-04	9-9	220-24.4	29-85	.341	4-25	.160	31-40	.775	44-4.9	9-0	25	16	0	14	93	10.3

5 Maleye Ndoye

Forward, 6-8, 205, Senior

Dakar, Senegal ▲ Washington (Tenn.) Academy



2003-04 SEASON SUMMARY

Opponent	Date	GS	Min	----TOTAL----		-----3-PTS-----		FT-FTA		----REBOUNDS----		PF	FO	A	TO	Blk	Stl	Pts.	Avg		
				FG-FGA	.Pct	3PFG-FGA	.Pct		.Pct	Off	Def									Tot	Avg
@ James Madison	11-22-03	*	35	8-16	.500	2-6	.333	14-18	.778	1	3	4	4.0	2	0	1	2	1	1	32	32.0
SO. WESLEYAN	11-24-03	*	22	3-9	.333	1-2	.500	1-2	.500	0	2	2	3.0	3	0	0	4	1	1	8	20.0
GREENSBORO COLLEGE	11-26-03	*	26	5-12	.417	2-5	.400	3-3	1.000	5	2	7	4.3	1	0	0	0	0	1	15	18.3
@ Minnesota	11-30-03	*	38	14-21	.667	2-5	.400	2-3	.667	2	7	9	5.5	5	1	1	0	1	2	32	21.8
@ UNC Greensboro	12-03-03	*	37	6-11	.545	2-3	.667	2-2	1.000	1	3	4	5.2	2	0	1	2	0	0	16	20.6
@ Northern Iowa	12-06-03	*	28	1-5	.200	0-1	.000	0-0	.000	0	3	3	4.8	2	0	0	1	0	3	2	17.5
@ UNC Asheville	12-14-03	*	37	4-15	.267	1-7	.143	0-0	.000	3	5	8	5.4	1	0	2	0	0	1	9	16.1
@ Ohio State	12-17-03	*	26	3-8	.375	1-2	.500	4-4	1.000	1	6	7	5.6	3	0	0	4	0	0	11	15.5
High Point	12-20-03	*	32	9-14	.643	4-6	.677	5-6	.833	2	5	7	5.8	0	0	2	2	0	3	27	16.8
Totals		9	284	52-106	.491	15-38	.395	32-41	.780	15	37	52	5.8	16	1	12	17	2	14	151	16.8

#05 MALEYE NDOYE'S SUPERLATIVES/CAREER STATISTICS

CATEGORY	SEASON	CAREER
Points:	32 vs. James Madison (11-22), vs. Minnesota (11-30)	32 vs. James Madison (11-22-03), vs. Minnesota (11-30-03)
Field Goals Made:	14 vs. Minnesota (11-30)	14 vs. Minnesota (11-30-03)
Field Goals Attempted:	21 vs. Minnesota (11-30)	21 vs. Minnesota (11-30-03)
3-Point Field Goals Made:	4 vs. High Point (12-20)	4 vs. High Point (12-20)
3-Point Field Goals Attempted:	7 vs. UNC Asheville (12-14)	7 vs. UNC Asheville (12-14-03)
Free Throws Made:	14 vs. James Madison (11-22)	14 vs. James Madison (11-22-03)
Free Throws Attempted:	18 vs. James Madison (11-22)	18 vs. James Madison (11-22-03)
Rebounds:	9 vs. Minnesota (11-30)	11 vs. Atlanta Christian (11-18-01), vs. St. Mary's (11-27-02)
Assists:	5 vs. Southern Wesleyan (11-24)	5 vs. UNC Asheville (12-4-01)
Blocks:	1 vs. James Madison (11-22), vs. So. Wesleyan (11-24)	2 vs. seven opponents
Steals:	3 vs. Northern Iowas (12-6)	4 vs. St. Mary's (11-27-02)
Minutes:	38 vs. Minnesota (11-30)	38 vs. Minnesota (11-30)

YEAR	GP-GS	MP-AVG	FGM-FGA	PCT	3P-3PA	PCT	FTM-FTA	PCT	REB-AVG	PF-D	A	TO	BK	ST	PTS	AVG
2000-01	26-6	387-14.9	39-81	.481	0-4	.000	12-21	.571	72-2.8	71-2	12	28	10	12	90	3.5
2001-02	30-4	507-16.9	79-163	.485	0-7	.000	24-36	.667	120-4.0	72-2	32	43	16	12	182	6.1
2002-03	25-16	447-17.9	51-123	.415	5-11	.455	22-37	.595	68-2.7	58-0	21	41	10	20	129	5.2
2003-04	9-9	284-31.6	52-106	.491	15-38	.395	32-41	.780	52-5.8	16-1	12	17	2	14	151	16.8
Totals	90-35	1625-18.1	221-473	.467	20-60	.333	90-135	.667	312-3.5	217-5	77	129	38	58	552	6.1

10 Marijan Pojatina

Center, 6-11, 205, Senior
Zagreb, Croatia ▲ XI School



2003-04 SEASON SUMMARY

Opponent	Date	GS	Min	----TOTAL----		-----3-PTS-----			----REBOUNDS----											Pts.	Avg
				FG-FGA	.Pct	3PFG-FGA	.Pct	FT-FTA	.Pct	Off	Def	Tot	Avg	PF	FO	A	TO	Blk	Stl		
@ James Madison	11-22-03	*	16	0-4	.000	0-0	.000	1-2	.500	4	3	7	7.0	1	0	1	2	1	0	1	1.0
SO. WESLEYAN	11-24-03	*	24	3-7	.429	0-1	.000	5-9	.556	1	6	7	7.0	3	0	2	4	4	1	11	6.0
GREENSBORO COLLEGE	11-26-03	*	20	2-9	.222	0-0	.000	0-1	.000	1	3	4	6.0	3	0	0	2	3	0	4	5.3
@ Minnesota	11-30-03	*	18	3-3	1.000	0-0	.000	0-1	.000	1	0	1	4.8	5	1	1	2	2	0	6	5.5
@ UNC Greensboro	12-03-03	*	12	0-1	.000	0-0	.000	0-0	.000	0	3	3	4.4	0	0	0	0	1	0	0	4.4
@ Northern Iowa	12-06-03	*	13	1-2	.500	0-0	.000	0-0	.000	0	2	2	4.0	4	0	3	0	1	0	2	4.0
@ UNC Asheville	12-06-03	*	9	1-3	.333	0-0	.000	0-0	.000	0	1	1	3.6	4	0	0	1	1	1	2	3.7
High Point	12-20-03	*	10	0-2	.000	0-0	.000	0-0	.000	0	2	2	3.4	4	0	0	2	0	0	0	3.3
Totals			8	10-31	.323	0-1	.000	6-13	.462	7	20	27	3.4	24	1	7	13	13	2	26	3.3

#10 MARIJAN POJATINA'S SUPERLATIVES/CAREER STATISTICS


CATEGORY	SEASON	CAREER
Points:	11 vs. So. Wesleyan (11-24)	11 vs. So. Wesleyan (11-24-03)
Field Goals Made:	3 vs. So. Wesleyan (11-24), vs. Minnesota (11-30)	4 vs. Davidson (2-3-01), vs. St. Mary's (11-27-02)
Field Goals Attempted:	9 vs. Greensboro (11-26)	8 vs. Atlanta Christian (11-18-01)
3-Point Field Goals Made:	None	None
3-Point Field Goals Attempted:	1 vs. So. Wesleyan (11-24)	1 vs. So. Wesleyan (11-24-03)
Free Throws Made:	5 vs. So. Wesleyan (11-24)	5 vs. So. Wesleyan (11-24-03)
Free Throws Attempted:	9 vs. So. Wesleyan (11-24)	9 vs. So. Wesleyan (11-24-03)
Rebounds:	7 vs. James Madison (11-22), vs. So. Wesleyan (11-22)	8 vs. New Hampshire (12-28-02)
Assists:	2 vs. So. Wesleyan (11-24)	3 vs. College of Charleston (2-8-03)
Blocks:	4 vs. So. Wesleyan (11-24)	5 vs. Georgia Southern (2-19-01)
Steals:	1 vs. So. Wesleyan (11-24)	2 vs. Emory (12-8-01)
Minutes:	24 vs. So. Wesleyan (11-24)	30 vs. Chattanooga (2-5-01)

YEAR	GP-GS	MP-AVG	FGM-FGA	PCT	3P-3PA	PCT	FTM-FTA	PCT	REB-AVG	PF-D	A	TO	BK	ST	PTS	AVG
2000-01	20-5	278-13.9	19-44	.432	0-0	.000	3-10	.300	42-2.1	45-3	3	15	21	5	41	2.1
2001-02	22-1	155-7.0	16-29	.552	0-0	.000	3-4	.750	28-1.3	22-0	10	16	14	5	35	1.6
2002-03	30-21	419-14.0	45-83	.542	0-0	.000	11-16	.688	84-2.8	64-1	19	36	39	8	101	3.4
2003-04	8-8	122-15.3	10-31	.323	0-1	.000	6-13	.462	27-3.4	24-1	7	13	13	2	26	3.3
Totals	80-35	974-12.2	90-187	.481	0-1	.000	23-43	.539	181-2.3	155-5	39	80	87	20	203	2.5

13 Eric Webb

Guard, 6-2, 185, Freshman

Grand Rapids, Minnesota ▲ Grand Rapids High School



2003-04 SEASON SUMMARY

Opponent	Date	GS	Min	----TOTAL----		-----3-PTS-----		----REBOUNDS----		PF	FO	A	TO	Blk	Stl	Pts	Avg				
				FG-FGA	Pct	3PFG-FGA	Pct	FT-FTA	Pct									Off	Def	Tot	Avg
@ James Madison	11-22-03		23	2-9	.222	2-7	.286	0-0	.000	1	1	2	2.0	1	0	0	5	0	0	6	6.0
SO. WESLEYAN	11-24-03		26	5-9	.556	4-8	.500	3-4	.750	1	2	3	2.5	0	0	3	2	0	1	17	11.5
GREENSBORO COLLEGE	11-26-03		24	4-6	.667	2-4	.500	2-2	1.000	1	3	4	3.0	1	0	3	3	0	2	12	11.7
@ Minnesota	11-30-03		34	1-8	.125	1-7	.143	4-4	1.000	0	3	3	3.0	1	0	4	3	0	1	7	10.5
@ UNC Greensboro	12-03-03		29	4-10	.400	2-7	.286	0-0	.000	2	1	3	3.0	2	0	3	4	0	2	10	10.4
@ Northern Iowa	12-06-03		31	3-8	.375	1-5	.200	4-6	.667	0	6	6	3.5	2	0	5	2	0	1	11	10.5
@ UNC Asheville	12-14-03		21	4-11	.364	3-10	.300	0-0	.000	1	1	2	3.3	1	0	1	3	0	1	11	10.6
@ Ohio State	12-17-03		30	7-9	.778	6-8	.750	0-1	.000	1	3	4	3.4	1	0	2	1	0	0	20	11.8
High Point	12-20-03		25	3-4	.750	3-4	.750	5-6	.833	0	4	4	3.4	2	0	3	4	0	0	14	12.0
Totals			243	33-74	.446	24-60	.400	18-23	.783	7	24	31	3.4	11	0	24	27	0	8	108	12.0

#13 ERIC WEBB'S SUPERLATIVES/CAREER STATISTICS


CATEGORY	SEASON
Points:	20 vs. Ohio State (12-17)
Field Goals Made:	7 vs. Ohio State (12-17)
Field Goals Attempted:	11 vs. UNC Asheville (12-14)
3-Point Field Goals Made:	6 vs. Ohio State (12-17)
3-Point Field Goals Attempted: ..	10 vs. UNC Asheville (12-14)
Free Throws Made:	5 vs. High Point (12-20)
Free Throws Attempted:	6 vs. Northern Iowa (12-6), vs. High Point (12-20)
Rebounds:	6 vs. Northern Iowa (12-6)
Assists:	5 vs. Northern Iowa (12-6)
Blocks:	None
Steals:	2 vs. Greensboro (11-26), vs. UNC Greensboro (12-03)
Minutes:	34 vs. Minnesota (11-30)

YEAR	GP-GS	MP-AVG	FGM-FGA	PCT	3P-3PA	PCT	FTM-FTA	PCT	REB-AVG	PF-D	A	TO	BK	ST	PTS	AVG
2003-04	9-0	243-27.0	33-74	.446	24-60	.400	18-23	.783	31-3.4	11-0	24	27	0	8	108	12.0

15 Daniel Sperry

Forward, 6-6, 200, Sophomore

St. Simmons Island, Georgia ▲ Glynn Academy



2003-04 SEASON SUMMARY

Opponent	Date	GS	Min	----TOTAL----		-----3-PTS-----			----REBOUNDS----													
				FG-FGA	Pct	3PFG-FGA	Pct	FT-FTA	Pct	Off	Def	Tot	Avg	PF	FO	A	TO	Blk	Stl	Pts	Avg	
GREENSBORO COLLEGE	11-26-03		3	0-2	.000	0-0	.000	0-0	.000	1	0	1	1.0	0	0	0	0	0	0	0	0	0
Totals		0	3	0-2	.000	0-0	.000	0-0	.000	1	0	1	1.0	0	0	0	0	0	0	0	0	0


#15 DANIEL SPERRY'S SUPERLATIVES/CAREER STATISTICS

CATEGORY	SEASON	CAREER
Points:	None	4 vs. St. Mary's (11-27-02)
Field Goals Made:	None	2 vs. St. Mary's (11-27-02)
Field Goals Attempted:	2 vs. Greensboro (11-26)	2 vs. St. Mary's (11-27-02), vs. Greensboro (11-26-03)
3-Point Field Goals Made:	None	None
3-Point Field Goals Attempted: ..	None	None
Free Throws Made:	None	None
Free Throws Attempted:	None	None
Rebounds:	1 vs. Greensboro (11-26)	1 vs. St. Mary's (11-27-02), 1 vs. Greensboro (11-26-03)
Assists:	None	None
Blocks:	None	None
Steals:	None	1 vs. St. Mary's (11-27-02)
Minutes:	3 vs. Greensboro (11-26)	3 vs. Greensboro (11-26-03)

YEAR	GP-GS	MP-AVG	FGM-FGA	PCT	3P-3PA	PCT	FTM-FTA	PCT	REB-AVG	PF-D	A	TO	BK	ST	PTS	AVG
2002-03	3-0	3-1.0	2-2	1.000	0-0	.000	0-0	.000	1-0.3	0-0	0	1	0	1	4	1.3
2003-04	1-0	3-1.0	0-2	.000	0-0	.000	0-0	.000	1-1.0	0-0	0	0	0	0	0	0.0
Totals	4-0	6-1.5	2-4	.500	0-0	.000	0-0	.000	2-0.5	0-0	0	1	0	1	4	1.0

22 Ben Earle

Guard/Forward, 6-5, 190, R-Sophomore
Standish, Maine ▲ Windham Christian Academy



2003-04 SEASON SUMMARY

Opponent	Date	GS	Min	----TOTAL----		-----3-PTS-----			----REBOUNDS----										Pts	Avg		
				FG-FGA	Pct	3PFG-FGA	Pct	FT-FTA	Pct	Off	Def	Tot	Avg	PF	FO	A	TO	Blk			Stl	
@ James Madison	11-22-03		19	2-4	.500	1-2	.500	0-0	.000	1	0	1	1.0	2	0	0	0	0	0	0	5	5.0
SO. WESLEYAN	11-24-03		10	1-3	.333	1-3	.333	0-0	.000	0	0	0	0.5	2	0	0	2	0	0	3	4.0	
GREENSBORO COLLEGE	11-26-03		15	2-3	.667	0-1	.000	2-2	1.000	0	1	1	0.7	0	0	1	1	0	1	6	4.7	
@ Minnesota	11-30-03		9	0-0	.000	0-0	.000	0-0	.000	0	1	1	0.8	0	0	0	1	0	0	0	3.5	
@ UNC Greensboro	12-03-03		16	2-6	.333	0-3	.000	1-2	.500	1	1	2	1.0	0	0	0	0	0	0	5	3.8	
@ Northern Iowa	12-06-03		20	2-5	.400	0-1	.000	0-2	.000	0	1	1	1.0	2	0	1	0	0	0	4	3.8	
@ UNC Asheville	12-14-03		14	0-2	.000	0-2	.000	1-4	.250	0	1	1	1.0	0	0	1	1	1	1	1	3.4	
@ Ohio State	12-17-03		15	3-5	.600	3-5	.600	0-0	.000	1	0	1	1.0	1	0	1	1	0	1	9	4.1	
High Point	12-20-03		18	1-5	.200	1-3	.333	0-0	.000	0	2	2	1.1	2	0	1	1	0	3	3	4.0	
Totals			136	13-33	.394	6-20	.300	4-10	.400	3	7	10	1.1	10	0	5	7	1	6	36	4.0	

#21 BEN EARLE'S SUPERLATIVES/CAREER STATISTICS


CATEGORY	SEASON
Points:	9 vs. Ohio State (12-17)
Field Goals Made:	3 vs. Ohio State (12-17)
Field Goals Attempted:	6 vs. UNC Greensboro (12-03)
3-Point Field Goals Made:	3 vs. Ohio State (12-17)
3-Point Field Goals Attempted: ..	5 vs. Ohio State (12-17)
Free Throws Made:	2 vs. Greensboro (11-26)
Free Throws Attempted:	4 vs. UNC Asheville (12-14)
Rebounds:	2 vs. UNC Greensboro (12-03), vs. High Point (12-20)
Assists:	1 vs. four opponents
Blocks:	1 vs. UNC Asheville (12-14)
Steals:	3 vs. High Point (12-20)
Minutes:	20 vs. Northern Iowa (12-6)

YEAR	GP-GS	MP-AVG	FGM-FGA	PCT	3P-3PA	PCT	FTM-FTA	PCT	REB-AVG	PF-D	A	TO	BK	ST	PTS	AVG
2003-04	9-0	136-15.1	13-33	.394	6-20	.300	4-10	.4000	10-1.1	10-0	5	7	1	6	36	4.0

22 Gerad Punch

Guard/Forward, 6-4, 200, Freshman

Phoenix, Arizona ▲ Brophy Preparatory School



2003-04 SEASON SUMMARY

Opponent	Date	GS	Min	I---TOTAL---		I-----3-PTS-----I		FT-FTA	Pct	I---REBOUNDS---				PF	FO	A	TO	Blk	Stl	Pts	Avg
				FG-FGA	Pct	3PFG-FGA	Pct			Off	Def	Tot	Avg								
@ James Madison	11-22-03		3	0-0	.000	0-0	.000	0-0	.000	0	2	2	2.0	0	0	0	0	0	0	0	0.0
SO. WESLEYAN	11-24-03		13	1-4	.250	0-2	.000	0-0	.000	1	3	4	3.0	0	0	2	1	0	1	2	1.0
GREENSBORO COLLEGE	11-26-03		11	0-3	.000	0-2	.000	0-0	.000	0	3	3	3.0	1	0	2	0	0	1	0	0.7
@ Minnesota	11-30-03		2	0-0	.000	0-0	.000	0-0	.000	0	0	0	2.3	1	0	0	0	0	1	0	0.5
@ UNC Greensboro	12-03-03		2	0-0	.000	0-0	.000	0-0	.000	0	0	0	0.0	0	0	0	1	0	0	0	0.4
@ Northern Iowa	12-06-03		2	0-0	.000	0-0	.000	2-2	1.000	1	2	3	2.0	2	0	0	0	0	0	2	0.7
@ UNC Asheville	12-14-03		2	0-0	.000	0-0	.000	0-0	.000	0	0	0	1.7	0	0	0	1	0	0	0	0.6
Totals			35	1-7	.143	0-4	.000	2-2	1.000	2	10	12	1.7	4	0	4	43	0	3	4	0.6

#22 GERAD PUNCH SUPERLATIVES/CAREER STATISTICS


CATEGORY	SEASON
Points:	2 vs. So. Wesleyan (11-24), vs. Northern Iowa (12-6)
Field Goals Made:	1 vs. So. Wesleyan (11-24)
Field Goals Attempted:	4 vs. So. Wesleyan (11-24)
3-Point Field Goals Made:	None
3-Point Field Goals Attempted: ..	2 vs. So. Wesleyan (11-24), vs. Greensboro (11-26)
Free Throws Made:	2 vs. Northern Iowa (12-6)
Free Throws Attempted:	2 vs. Northern Iowa (12-6)
Rebounds:	4 vs. So. Wesleyan (11-24)
Assists:	2 vs. So. Wesleyan (11-24), vs. Greensboro (11-26)
Blocks:	None
Steals:	1 vs. three opponents
Minutes:	13 vs. So. Wesleyan (11-24)

YEAR	GP-GS	MP-AVG	FGM-FGA	PCT	3P-3PA	PCT	FTM-FTA	PCT	REB-AVG	PF-D	A	TO	BK	ST	PTS	AVG
2003-04	7-0	35-5.0	1-7	.143	0-4	.000	2-2	1.000	12-1.7	4-0	4	3	0	3	4	0.6

24 Ryan Carson

Guard, 6-3, 180, Junior

Charlotte, North Carolina ▲ Providence Day School



2003-04 SEASON SUMMARY

Opponent	Date	GS	Min	I---TOTAL----		I-----3-PTS-----I		FT-FTA	Pct	I---REBOUNDS----							Pts	Avg			
				FG-FGA	Pct	3PFG-FGA	Pct			Off	Def	Tot	Avg	PF	FO	A			TO	Blk	Stl
SO. WESLEYAN	11-24-03		0	0-1	.000	0-1	.000	0-0	.000	0	0	0	0.0	0	0	0	0	0	0	0	0.0
GREENSBORO COLLEGE	11-26-03		4	1-2	.500	1-2	.500	0-0	.000	0	1	1	0.5	1	0	0	0	0	1	3	1.5
Totals		0	4	1-3	.333	1-3	.333	0-0	.000	0	1	1	0.5	1	0	0	0	0	1	3	1.5

#24 RYAN CARSON'S SUPERLATIVES/CAREER STATISTICS


CATEGORY	SEASON	CAREER
Points:	3 vs. Greensboro (11-26)	3 vs. five opponents
Field Goals Made:	1 vs. Greensboro (11-26)	1 vs. five opponents
Field Goals Attempted:	2 vs. Greensboro (11-26)	2 vs. Wofford (1-11-03), vs. Greensboro (11-26-03)
3-Point Field Goals Made:	1 vs. Greensboro (11-26)	1 vs. five opponents
3-Point Field Goals Attempted:	2 vs. Greensboro (11-26)	2 vs. Wofford (1-11-03), vs. Greensboro (11-26-03)
Free Throws Made:	None	None
Free Throws Attempted:	None	1 vs. Wofford (1-11-03)
Rebounds:	1 vs. Greensboro (11-26)	2 vs. Methodist (12-13-02)
Assists:	None	1 vs. Methodist (12-13-02), Wofford (1-11-03)
Blocks:	None	1 vs. Sewanee (12-19-02)
Steals:	1 vs. Greensboro (11-26)	1 vs. Greensboro (11-26-03)
Minutes:	4 vs. Greensboro (11-26)	9 vs. Wofford (1-11-03)

YEAR	GP-GS	MP-AVG	FGM-FGA	PCT	3P-3PA	PCT	FTM-FTA	PCT	REB-AVG	PF-D	A	TO	BK	ST	PTS	AVG
2002-03	11-0	28-2.5	4-8	.500	4-7	.571	0-1	.000	2-0.2	2-0	2	3	1	0	12	1.1
2003-04	2-0	4-2.0	1-3	.333	1-3	.333	0-0	.000	1-0.5	1-0	0	0	0	1	3	1.5
Totals	13-0	32-2.5	5-11	.454	5-10	.500	0-1	.000	3-0.2	3-0	2	3	1	1	15	1.2

32 Quan Prowell

Forward, 6-8, 210, Freshman

Columbus, Georgia ▲ Jordan High School



2003-04 SEASON SUMMARY

Opponent	Date	GS	Min	----TOTAL----		-----3-PTS-----		----REBOUNDS----		PF	FO	A	TO	Blk	Stl	Pts	Avg				
				FG-FGA	Pct	3PFG-FGA	Pct	FT-FTA	Pct									Off	Def	Tot	Avg
@ James Madison	11-22-03		12	2-4	.500	0-0	.000	0-0	.000	0	2	2	2.0	4	0	0	0	1	3	4	4.0
SO. WESLEYAN	11-24-03		27	5-8	.625	0-0	.000	101	1.000	3	3	6	4.0	4	0	1	3	0	1	11	7.5
GREENSBORO COLLEGE	11-26-03		22	6-11	.545	2-2	1.000	202	1.000	2	1	3	3.7	3	0	1	1	2	3	16	10.3
@ Minnesota	11-30-03		31	6-11	.545	0-1	.000	3-4	.750	2	1	3	3.4	4	1	1	1	1	0	15	11.5
@ UNC Greensboro	12-03-03		26	9-10	.900	1-1	1.000	3-5	.600	2	5	7	4.2	2	0	0	1	2	1	22	13.6
@ Northern Iowa	12-06-03		28	6-13	.462	1-2	.500	0-0	.000	1	4	5	4.3	3	0	1	2	0	0	13	13.5
@ UNC Asheville	12-14-03		24	3-5	.600	1-2	.500	2-3	.667	2	6	8	4.9	2	0	2	0	1	0	9	12.9
@ Ohio State	12-17-03	*	11	1-2	.000	0-0	.000	0-0	.000	0	3	3	4.6	4	0	0	0	1	0	2	11.5
High Point	12-20-03		23	2-4	.5000	0-1	.000	3-3	1.000	0	1	1	4.2	4	0	0	3	1	1	7	11.0
Totals		1	204	40-68	.588	5-9	.556	14-18	.778	12	26	38	4.2	31	1	6	11	9	9	99	11.0

#32 QUAN PROWELL'S SUPERLATIVES/CAREER STATISTICS

CATEGORY	SEASON
Points:	22 vs. UNC Greensboro (12-03)
Field Goals Made:	9 vs. UNC Greensboro (12-03)
Field Goals Attempted:	11 vs. Greensboro (11-26), vs. Minnesota (11-30)
3-Point Field Goals Made:	2 vs. Greensboro (11-26)
3-Point Field Goals Attempted:	2 vs. Greensboro (11-26), vs. Northern Iowa (12-6)
Free Throws Made:	3 vs. Minnesota (11-30), vs. UNC Greensboro (12-03)
Free Throws Attempted:	5 vs. UNC Greensboro (12-03)
Rebounds:	8 vs. UNC Asheville (12-14)
Assists:	2 vs. UNC Asheville (12-14)
Blocks:	2 vs. Greensboro (11-26), vs. UNC Greensboro (12-03)
Steals:	3 vs. Greensboro (11-26)
Minutes:	31 vs. Minnesota (11-30)

YEAR	GP-GS	MP-AVG	FGM-FGA	PCT	3P-3PA	PCT	FTM-FTA	PCT	REB-AVG	PF-D	A	TO	BK	ST	PTS	AVG
2003-04	9-1	204-22.7	40-68	.588	5-9	.556	14-18	.778	38-4.2	31-1	6	11	9	9	99	11.0

41 Nick Sanders

Forward, 6-7, 215, Junior

Leavenworth, Kansas ▲ Leavenworth High School



2003-04 SEASON SUMMARY

Opponent	Date	GS	Min	----TOTAL----		-----3-PTS-----		----REBOUNDS----		PF	FO	A	TO	Blk	Stl	Pts	Avg					
				FG-FGA	Pct	3PFG-FGA	Pct	FT-FTA	Pct									Off	Def	Tot	Avg	
@ James Madison	11-22-03	*	29	0-3	.000	0-1	.000	1-2	.500	2	4	6	6.0	3	0	0	1	0	0	1	1.0	
SO. WESLEYAN	11-24-03	*	25	2-3	.667	0-1	.000	2-2	1.000	2	6	9	7.5	4	0	2	1	0	1	6	3.5	
GREENSBORO COLLEGE	11-26-03	*	22	2-4	.500	0-0	.000	2-2	1.000	3	1	4	6.3	2	0	4	2	0	3	6	4.3	
@ Minnesota	11-30-03	*	34	5-8	.625	1-2	.500	0-0	.000	1	4	5	6.0	5	1	2	2	0	2	11	6.0	
@ UNC Greensboro	12-03-03	*	27	2-6	.333	1-2	.500	0-0	.000	1	2	3	5.4	5	1	3	2	0	1	5	5.8	
@ Northern Iowa	12-06-03	*	35	5-9	.556	0-1	.000	0-2	.000	4	7	11	6.3	2	0	3	1	1	3	10	6.5	
@ UNC Asheville	12-14-03	*	34	3-8	.375	0-0	.000	0-0	.000	1	4	5	6.1	2	0	0	0	0	2	6	6.4	
@ Ohio State	12-17-03	*	32	1-6	.167	0-1	.000	0-0	.000	1	4	5	6.0	3	0	3	2	0	1	2	5.9	
High Point	12-20-03	*	26	3-3	1.000	1-1	1.000	1-2	.500	3	1	4	5.8	4	0	2	2	0	0	8	6.1	
Totals			9	264	23-50	.460	3-9	.333	6-10	.6000	19	33	52	5.8	30	2	19	13	1	13	55	6.1

#41 NICK SANDERS' SUPERLATIVES/CAREER STATISTICS


CATEGORY	SEASON	CAREER
Points:	11 vs. Minnesota (11-30)	11 vs. Minnesota (11-30-03)
Field Goals Made:	5 vs. Minnesota (11-30), vs. Northern Iowa (12-6)	5 vs. three opponents
Field Goals Attempted:	9 vs. Northern Iowa (12-6)	9 vs. Northern Iowa (12-6)
3-Point Field Goals Made:	1 vs. three opponents	1 vs. Minnesota (11-30-03)
3-Point Field Goals Attempted:	2 vs. Minnesota (11-30)	2 vs. Minnesota (11-30-03)
Free Throws Made:	2 vs. So. Wesleyan (11-24), vs. Greensboro (11-26)	4 vs. Georgia State (12-4-02), Western Carolina (1-13-03)
Free Throws Attempted:	2 vs. four opponents	4 vs. four opponents
Rebounds:	11 vs. Northern Iowas (12-6)	11 vs. Northern Iowa (12-6)
Assists:	4 vs. Greensboro (11-26)	4 vs. Georgia State (12-4-02), vs. Greensboro (11-26-03)
Blocks:	None	1 vs. 13 opponents
Steals:	3 vs. Greensboro (11-26), vs. Northern Iowa (12-6)	3 vs. three opponents
Minutes:	35 vs. Northern Iowa (12-6)	35 vs. Northern Iowa (12-6)

YEAR	GP-GS	MP-AVG	FGM-FGA	PCT	3P-3PA	PCT	FTM-FTA	PCT	REB-AVG	PF-D	A	TO	BK	ST	PTS	AVG
2001-02	31-13	580-18.7	33-73	.452	0-0	.000	7-11	.636	106-3.4	74-1	25	24	4	16	73	2.4
2002-03	31-2	664-21.4	33-91	.363	0-4	.000	25-36	.694	124-4.0	86-1	35	35	8	21	91	2.9
2003-04	9-9	264-29.3	23-50	.460	3-9	.333	6-10	.600	52-5.8	30-2	19	13	1	13	55	6.1
Totals	71-24	1508-21.2	89-214	.416	3-13	.230	38-57	.667	282-4.0	190-4	79	72	13	50	219	3.1

43 Julius van de Laar

Forward, 6-7, 225, Freshman

Heidelberg, Germany ▲ Urspring High School



2003-04 SEASON SUMMARY

Opponent	Date	GS	Min	----TOTAL----		-----3-PTS-----			----REBOUNDS----							Pts	Avg				
				FG-FGA	Pct	3PFG-FGA	Pct	FT-FTA	Pct	Off	Def	Tot	Avg	PF	FO			A	TO	Blk	Stl
GREENSBORO COLLEGE	11-26-03		4	0-0	.000	0-0	.000	0-0	.000	2	1	3	3.0	0	0	0	2	0	1	0	0.0
Totals		0	4	0-0	.000	0-0	.000	0-0	.000	2	1	3	3.0	0	0	0	2	0	1	0	0.0

#43 JULIUS VAN DA LARR'S SUPERLATIVES/CAREER STATISTICS


CATEGORY	SEASON
Points:	None
Field Goals Made:	None
Field Goals Attempted:	None
3-Point Field Goals Made:	None
3-Point Field Goals Attempted: ..	None
Free Throws Made:	None
Free Throws Attempted:	None
Rebounds:	3 vs. Greensboro (11-26)
Assists:	None
Blocks:	None
Steals:	1 vs. Greensboro (11-26)
Minutes:	4 vs. Greensboro (11-26)

YEAR	GP-GS	MP-AVG	FGM-FGA	PCT	3P-3PA	PCT	FTM-FTA	PCT	REB-AVG	PF-D	A	TO	BK	ST	PTS	AVG
2003-04	1-0	4-4.0	0-0	.000	0-0	.000	0-0	.000	3	3.0	0	2	0	1	0	0.0

45 Cedrick Price

Center, 6-9, 245, Junior

Savannah, Georgia ▲ A.E. Beach High School/
Fork Union Military Academy



2003-04 SEASON SUMMARY

Opponent	Date	GS	Min	----TOTAL----		-----3-PTS-----			----REBOUNDS----								Pts	Avg			
				FG-FGA	Pct	3PFG-FGA	Pct	FT-FTA	Pct	Off	Def	Tot	Avg	PF	FO	A			TO	Blk	Stl
GREENSBORO COLLEGE	11-26-03		5	0-2	.000	0-0	.000	0-0	.000	0	1	1	1.0	0	0	0	1	0	0	0	0.0
@ Northern Iowa	12-6-03		0+	0-0	.000	0-0	.000	0-0	.000	0	0	0	0.5	0	0	0	0	0	0	0	0.0
@ Ohio State	12-17-03		11	0-1	.000	0-0	.000	0-0	.000	0	2	2	1.0	0	0	0	0	0	0	0	0.0
Totals		0	16	0-3	.000	0-0	.000	0-0	.000	0	3	3	1.0	0	0	0	1	0	0	0	0.0

#45 CEDRICK PRICE'S SUPERLATIVES/CAREER STATISTICS

CATEGORY	SEASON	CAREER
Points:	None	6 vs. Macalester (12-28-01)
Field Goals Made:	None	2 vs. Macalester (12-28-01)
Field Goals Attempted:	2 vs. Greensboro (11-26)	2 vs. four opponents
3-Point Field Goals Made:	None	None
3-Point Field Goals Attempted:	None	None
Free Throws Made:	None	2 vs. Macalester (12-28-01)
Free Throws Attempted:	None	2 vs. Emory (12-8-01), vs. Macalester (12-28-01)
Rebounds:	2 vs. Ohio State (12-17)	2 vs. three opponents
Assists:	None	1 vs. Methodist (11-28-01)
Blocks:	None	None
Steals:	None	1 vs. Emory (12-8-01)
Minutes:	11 vs. Ohio State (12-17)	11 vs. Ohio State (12-17-03)

YEAR	GP-GS	MP-AVG	FGM-FGA	PCT	3P-3PA	PCT	FTM-FTA	PCT	REB-AVG	PF-D	A	TO	BK	ST	PTS	AVG
2001-02	11-0	51-4.6	3-11	.273	0-0	.000	3-5	.600	9-0.8	15-0	1	7	0	1	9	0.8
2002-03	8-0	34-4.3	1-3	.333	0-0	.000	0-0	.000	4-0.5	5-0	0	4	0	0	2	0.3
2003-04	3-0	16-5.3	0-3	.000	0-0	.000	0-0	.000	1-0.5	0-0	0	1	0	0	0	0.0
Totals	22-0	101-4.6	4-17	.235	0-0	.000	3-5	.600	14-0.6	20-0	1	12	0	1	11	0.5

Official Basketball Box Score

Furman vs James Madison

11-22-03 7:00 p.m. at Harrisonburg, Va.

VISITORS: Furman

##	Player Name	TOT-FG		3-PT	REBOUNDS							MIN			
		FG-FGA	FG-FGA	FT-FTA	OF	DE	TOT	PF	TP	A	TO		BLK	S	
05	NDOYE, Maleye.....	f	8-16	2-6	14-18	1	3	4	2	32	1	2	1	1	35
41	SANDERS, Nick.....	f	0-3	0-1	1-2	2	4	6	3	1	0	1	0	0	29
10	POJATINA, Marijan...	c	0-4	0-0	1-2	4	3	7	1	1	1	2	1	0	16
03	CARTER, Tony.....	g	4-8	2-5	2-2	2	1	3	3	12	4	2	0	3	39
04	BOSTAIN, Robby.....	g	3-14	2-8	3-4	1	4	5	1	11	4	3	0	3	24
13	WEBB, Eric.....		2-9	2-7	0-0	1	1	2	1	6	0	5	0	0	23
21	EARLE, Ben.....		2-4	1-2	0-0	1	0	1	2	5	0	0	0	0	19
22	PUNCH, Gerad.....		0-0	0-0	0-0	0	2	2	0	0	0	0	0	0	3
32	PROWELL, Quan.....		2-4	0-0	0-0	0	2	2	4	4	0	0	1	3	12
	TEAM.....					3	1	4							
	Totals.....		21-62	9-29	21-28	15	21	36	17	72	10	15	3	10	200

TOTAL FG% 1st Half: 0-0 0.0% 2nd Half: 21-62 33.9% Game: 33.9% DEADB
 3-Pt. FG% 1st Half: 0-0 0.0% 2nd Half: 9-29 31.0% Game: 31.0% REBS
 F Throw % 1st Half: 0-0 0.0% 2nd Half: 21-28 75.0% Game: 75.0% 4,1

HOME TEAM: James Madison

##	Player Name	TOT-FG		3-PT	REBOUNDS							MIN			
		FG-FGA	FG-FGA	FT-FTA	OF	DE	TOT	PF	TP	A	TO		BLK	S	
02	COOPER, David.....	f	4-6	0-0	1-3	1	6	7	4	9	1	4	1	1	31
30	BROYLES, Dwyane.....	f	5-8	2-3	2-3	1	4	5	4	14	2	2	0	0	27
50	CATHLIN, Chris.....	c	1-6	0-0	0-0	1	3	4	2	2	0	1	1	0	20
21	NAPARLO, John.....	g	0-2	0-1	0-0	0	1	1	2	0	2	2	1	1	18
32	WILLIAMS, Chris.....	g	5-12	0-1	3-6	0	3	3	4	13	7	4	0	4	36
01	KOSSEKPA, Ulrich....		1-1	1-1	0-0	0	0	0	1	3	0	2	0	0	7
04	GREENE-LONG, Eddie..		1-1	0-0	0-0	1	5	6	1	2	0	1	0	0	9
22	FREEMAN, Daniel.....		3-5	0-2	1-1	0	3	3	2	7	1	2	0	0	15
23	CLARK, Chris.....		0-0	0-0	0-0	0	0	0	0	0	0	0	0	0	1
34	BARBOSA, Ray.....		11-15	4-5	2-3	1	1	2	0	28	1	1	0	0	28
44	JOHNSON, Cavell.....		0-1	0-0	0-0	0	0	0	1	0	0	1	1	0	8
	TEAM.....					2	3	5							
	Totals.....		31-57	7-13	9-16	7	29	36	21	78	14	20	4	6	200

TOTAL FG% 1st Half: 0-0 0.0% 2nd Half: 31-57 54.4% Game: 54.4% DEADB
 3-Pt. FG% 1st Half: 0-0 0.0% 2nd Half: 7-13 53.8% Game: 53.8% REBS
 F Throw % 1st Half: 0-0 0.0% 2nd Half: 9-16 56.3% Game: 56.3% 4

Officials: Bob Pennington, Scott Smith, Ed Corbett

Technical fouls: Furman-None. James Madison-None.

Attendance: 3784

Score by Periods	1st	2nd	Total
Furman.....	26	46	- 72
James Madison.....	38	40	- 78

OFFICIAL BASKETBALL BOX SCORE -- G A M E T O T A L S

Southern Wesleyan vs Furman

11-24-03 7:00 p.m. at Greenville, S.C. (Timmons Arena)

VISITORS: Southern Wesleyan 2-2

No.	N A M E		TOT-FG		3-PT	REBOUNDS					A	TO	BLK	S	MIN
			FG-FGA	FG-FGA	FT-FTA	OF	DE	TOT	PF	TP					
32	PENDGRAFF, Detroit	f	6-19	0-3	3-5	2	1	3	2	15	0	2	1	2	30
35	BRINSTON, Deonta	f	2-5	0-0	2-4	2	3	5	4	6	1	3	0	0	25
12	ALLEN, Brandon	g	2-15	1-6	0-0	4	4	8	4	5	1	2	0	4	34
24	RAPLEY, Jerans	g	2-6	0-1	1-2	2	1	3	0	5	2	5	0	1	17
30	MARSHALL, Brot	g	0-0	0-0	2-2	0	3	3	3	2	4	7	0	4	33
10	WOODS, Curtis		0-4	0-0	0-0	1	3	4	2	0	1	4	0	3	19
11	WILLIAMS, Justin		0-0	0-0	0-0	0	0	0	0	0	0	0	0	0	1
20	REEDER, Joe		2-5	1-4	0-0	1	1	2	2	5	0	1	0	0	14
25	EUBANKS, Jamar		1-1	0-0	0-0	1	0	1	0	2	0	1	0	0	2
34	JOHNSON, Roscoe		0-0	0-0	0-0	0	1	1	1	0	0	0	0	0	1
40	DONLON, Brian		4-5	0-0	2-5	1	1	2	2	10	0	0	0	1	14
42	CALLAHAN, Brandon		1-3	0-0	1-2	0	0	0	0	3	0	0	0	0	10
TEAM						1	3	4							
TOTALS			20-63	2-14	11-20	15	21	36	20	53	9	25	1	15	200

TOT-FG 1stH: 8-35 22.9% 2ndH: 12-28 42.9% OT: 0-0 00.0% Game: 31.7% Deadbl
 3pt-FG 1stH: 2-7 28.6% 2ndH: 0-7 00.0% OT: 0-0 00.0% Game: 14.3% Rebs
 FThrow 1stH: 5-8 62.5% 2ndH: 6-12 50.0% OT: 0-0 00.0% Game: 55.0% 7

HOME TEAM: Furman 1-1

No.	N A M E		TOT-FG		3-PT	REBOUNDS					A	TO	BLK	S	MIN
			FG-FGA	FG-FGA	FT-FTA	OF	DE	TOT	PF	TP					
05	NDOYE, Maleye	f	3-9	1-2	1-2	0	2	2	3	8	0	4	1	1	22
41	SANDERS, Nick	f	2-3	0-1	2-2	3	6	9	4	6	2	1	0	1	25
10	POJATINA, Marijan	c	3-7	0-1	5-9	1	6	7	3	11	2	4	4	1	24
03	CARTER, Tony	g	2-4	1-3	2-5	0	3	3	0	7	5	6	0	3	25
04	BOSTAIN, Robby	g	5-12	0-2	2-3	3	3	6	1	12	3	1	0	3	28
13	WEBB, Eric		5-9	4-8	3-4	1	2	3	0	17	3	2	0	1	26
21	EARLE, Ben		1-3	1-3	0-0	0	0	0	2	3	0	2	0	0	10
22	PUNCH, Gerad		1-4	0-2	0-0	1	3	4	0	2	2	1	0	1	13
24	CARSON, Ryan		0-1	0-1	0-0	0	0	0	0	0	0	0	0	0	0+
32	PROWELL, Quan		5-8	0-0	1-1	3	3	6	4	11	1	3	0	1	27
TEAM						3	2	5							
TOTALS			27-60	7-23	16-26	15	30	45	17	77	18	24	5	12	200

TOT-FG 1stH: 14-34 41.2% 2ndH: 13-26 50.0% OT: 0-0 00.0% Game: 45.0% Deadbl
 3pt-FG 1stH: 3-10 30.0% 2ndH: 4-13 30.8% OT: 0-0 00.0% Game: 30.4% Rebs
 FThrow 1stH: 4-7 57.1% 2ndH: 12-19 63.2% OT: 0-0 00.0% Game: 61.5% 7

OFFICIALS: Robert James, Nathan Quick, Tony Whisnant

TECHNICAL FOULS:

Southern Wesleyan - none
 Furman - POJATINA, Marij(1)

ATTENDANCE: 1,032

SCORE BY PERIODS:	1st	2nd	OT1	OT2	OT3	OT4	TOTAL
Southern Wesleyan	23	30					53
Furman	35	42					77

OFFICIAL BASKETBALL BOX SCORE -- G A M E T O T A L S

Greensboro College vs Furman

11-26-03 7:00 p.m. at Greenville, S.C. (Timmons Arena)

VISITORS: Greensboro College 0-3

No.	N A M E	TOT-FG 3-PT			REBOUNDS							MIN			
		FG-FGA	FG-FGA	FT-FTA	OF	DE	TOT	PF	TP	A	TO		BLK	S	
21	BRYANT, B.J.	f	1-2	0-0	0-0	0	1	1	2	2	1	4	0	1	28
44	MONTRELL, Edward	f	1-7	0-0	4-4	0	6	6	1	6	1	3	0	1	33
00	SCHOETZ, Dshamal	c	2-7	0-0	2-3	1	5	6	3	6	2	6	1	1	27
03	WILLIAMS, Trey	g	0-7	0-4	1-2	1	1	2	2	1	4	5	0	2	31
05	WILLIAMS, Jason	g	4-7	4-6	2-2	2	3	5	2	14	1	3	0	1	25
10	NEWMAN, Truman		1-1	0-0	2-2	0	2	2	2	4	0	3	0	0	9
15	HARRIS, Shaun		0-1	0-0	0-0	1	1	2	2	0	0	1	0	1	12
20	JACKSON, Jarrett		3-5	2-4	0-0	0	1	1	0	8	0	0	1	0	5
25	WILLIAMS, Garrett		0-2	0-0	1-2	0	3	3	3	1	0	2	0	0	11
31	BATTLE, Justin		1-1	0-0	0-0	1	3	4	0	2	0	1	0	0	7
33	WOOD, Gerry		2-2	1-1	0-0	0	0	0	2	5	0	1	0	1	10
42	PARRISH, Justin		0-0	0-0	0-0	0	0	0	0	0	0	0	0	0	2
TEAM						1	0	1							
TOTALS			15-42	7-15	12-15	7	26	33	19	49	9	29	2	8	200

TOT-FG 1stH: 6-19 31.6% 2ndH: 9-23 39.1% OT: 0-0 00.0% Game: 35.7% Deadbl
 3pt-FG 1stH: 1-5 20.0% 2ndH: 6-10 60.0% OT: 0-0 00.0% Game: 46.7% Rebs
 FThrow 1stH: 1-2 50.0% 2ndH: 11-13 84.6% OT: 0-0 00.0% Game: 80.0% 1

HOME TEAM: Furman 2-1

No.	N A M E	TOT-FG 3-PT			REBOUNDS							MIN			
		FG-FGA	FG-FGA	FT-FTA	OF	DE	TOT	PF	TP	A	TO		BLK	S	
05	NDOYE, Maleye	f	5-12	2-5	3-3	5	2	7	1	15	0	0	0	1	26
41	SANDERS, Nick	f	2-4	0-0	2-2	3	1	4	2	6	4	2	0	3	22
10	POJATINA, Marijan	c	2-9	0-0	0-1	1	3	4	3	4	0	2	3	0	20
03	CARTER, Tony	g	2-7	1-4	3-8	0	0	0	1	8	2	3	0	2	21
04	BOSTAIN, Robby	g	1-6	1-2	1-2	3	4	7	0	4	6	0	0	2	23
13	WEBB, Eric		4-6	2-4	2-2	1	3	4	1	12	3	3	0	2	24
15	SPERRY, Daniel		0-2	0-0	0-0	1	0	1	0	0	0	0	0	0	3
21	EARLE, Ben		2-3	0-1	2-2	0	1	1	0	6	1	1	0	1	15
22	PUNCH, Gerad		0-3	0-2	0-0	0	3	3	1	0	2	0	0	1	11
24	CARSON, Ryan		1-2	1-2	0-0	0	1	1	1	3	0	0	0	1	4
32	PROWELL, Quan		6-11	2-2	2-2	2	1	3	3	16	1	1	2	3	22
43	VAN DE LAAR, Julius		0-0	0-0	0-0	2	1	3	0	0	0	2	0	1	4
45	PRICE, Cedrick		0-2	0-0	0-0	0	1	1	0	0	0	1	0	0	5
TEAM						1	1	2							
TOTALS			25-67	9-22	15-22	19	22	41	13	74	19	15	5	17	200

TOT-FG 1stH: 15-33 45.5% 2ndH: 10-34 29.4% OT: 0-0 00.0% Game: 37.3% Deadbl
 3pt-FG 1stH: 5-12 41.7% 2ndH: 4-10 40.0% OT: 0-0 00.0% Game: 40.9% Rebs
 FThrow 1stH: 6-10 60.0% 2ndH: 9-12 75.0% OT: 0-0 00.0% Game: 68.2% 4

OFFICIALS: Rick Ridenhour, Timothy Nestor, Charles Bridwell

TECHNICAL FOULS:

Greensboro College - none

Furman - none

ATTENDANCE: 1,053

SCORE BY PERIODS:	1st	2nd	OT1	OT2	OT3	OT4	TOTAL
Greensboro College	14	35					49
Furman	41	33					74

OFFICIAL BASKETBALL BOX SCORE -- G A M E T O T A L S

Furman vs Minnesota

11-30-03 1:00 p.m. at Minneapolis, Minn.

VISITORS: Furman 2-2

No.	N A M E	TOT-FG 3-PT			REBOUNDS							MIN			
		FG-FGA	FG-FGA	FT-FTA	OF	DE	TOT	PF	TP	A	TO		BLK	S	
05	NDOYE, Maleye	f	14-21	2-5	2-3	2	7	9	5	32	1	0	1	2	38
41	SANDERS, Nick	f	5-8	1-2	0-0	1	4	5	5	11	2	2	0	2	34
10	POJATINA, Marijan	c	3-3	0-0	0-1	1	0	1	5	6	1	2	2	0	18
03	CARTER, Tony	g	4-9	0-3	0-2	0	3	3	0	8	9	1	0	5	38
04	BOSTAIN, Robby	g	2-6	0-1	1-2	0	5	5	2	5	2	2	0	0	21
13	WEBB, Eric		1-8	1-7	4-4	0	3	3	1	7	4	3	0	1	34
21	EARLE, Ben		0-0	0-0	0-0	0	1	1	0	0	0	1	0	0	9
22	PUNCH, Gerad		0-0	0-0	0-0	0	0	0	1	0	0	0	0	1	2
32	PROWELL, Quan		6-11	0-1	3-4	2	1	3	5	15	1	1	1	0	31
TEAM						3	0	3							
TOTALS			35-66	4-19	10-16	9	24	33	24	84	20	12	4	11	225

TOT-FG 1stH: 0-0 00.0% 2ndH: 0-0 00.0% OT: 35-66 53.0% Game: 53.0% Deadbl
 3pt-FG 1stH: 0-0 00.0% 2ndH: 0-0 00.0% OT: 4-19 21.1% Game: 21.1% Rebs
 FThrow 1stH: 0-0 00.0% 2ndH: 0-0 00.0% OT: 10-16 62.5% Game: 62.5% 2

HOME TEAM: Minnesota 2-1

No.	N A M E	TOT-FG 3-PT			REBOUNDS							MIN			
		FG-FGA	FG-FGA	FT-FTA	OF	DE	TOT	PF	TP	A	TO		BLK	S	
32	HUMPHRIES, Kris	f	7-8	1-1	11-16	1	6	7	2	26	2	4	1	1	37
41	BAUER, Michael	f	2-5	0-2	2-2	2	4	6	3	6	2	3	1	2	32
11	HARGROW, Maurice	g	2-10	0-1	2-2	0	2	2	1	6	1	2	0	0	27
22	JOHNSON, Ben	g	12-19	2-3	6-6	5	4	9	2	32	5	2	0	2	40
31	BOONE, Adam	g	6-10	4-5	1-2	1	4	5	3	17	4	2	0	2	36
03	ROBINSON, Aaron		1-4	1-4	0-0	0	1	1	1	3	1	0	1	1	14
15	KANE, Aliou		0-1	0-0	0-1	1	0	1	1	0	0	1	0	0	2
21	GAINES, Stan		0-1	0-0	1-4	3	2	5	3	1	3	2	0	0	32
34	LAWSON, Brent		0-1	0-0	0-0	0	2	2	2	0	0	0	0	0	5
TEAM						0	1	1							
TOTALS			30-59	8-16	23-33	13	26	39	18	91	18	16	3	8	225

TOT-FG 1stH: 0-0 00.0% 2ndH: 0-0 00.0% OT: 30-59 50.8% Game: 50.8% Deadbl
 3pt-FG 1stH: 0-0 00.0% 2ndH: 0-0 00.0% OT: 8-16 50.0% Game: 50.0% Rebs
 FThrow 1stH: 0-0 00.0% 2ndH: 0-0 00.0% OT: 23-33 69.7% Game: 69.7% 2

OFFICIALS: Gene Monje, Paul Janssen, John Yorkovich

TECHNICAL FOULS:

Furman - none
 Minnesota - none

ATTENDANCE: 11,850

SCORE BY PERIODS:	1st	2nd	OT1	OT2	OT3	OT4	TOTAL
Furman	39	39	6				84
Minnesota	41	37	13				91

OFFICIAL BASKETBALL BOX SCORE -- G A M E T O T A L S

Furman vs UNCG

12-03-03 7:35 p.m. at Greensboro, N.C.

VISITORS: Furman 2-3, 0-1 SoCon

No.	N A M E	TOT-FG 3-PT			REBOUNDS							MIN			
		FG-FGA	FG-FGA	FT-FTA	OF	DE	TOT	PF	TP	A	TO		BLK	S	
05	NDOYE, Maleye	f	6-11	2-3	2-2	1	3	4	2	16	1	2	0	0	37
41	SANDERS, Nick	f	2-6	1-2	0-0	1	2	3	5	5	3	2	0	1	27
10	POJATINA, Marijan	c	0-1	0-0	0-0	0	3	3	0	0	0	0	1	0	12
03	CARTER, Tony	g	2-6	0-2	1-2	0	3	3	1	5	4	1	0	0	34
04	BOSTAIN, Robby	g	1-7	0-2	0-0	1	3	4	0	2	3	2	0	1	17
13	WEBB, Eric		4-10	2-7	0-0	2	1	3	2	10	3	4	0	2	29
21	EARLE, Ben		2-6	0-3	1-2	1	1	2	1	5	0	0	0	0	16
22	PUNCH, Gerad		0-0	0-0	0-0	0	0	0	0	0	0	1	0	0	2
32	PROWELL, Quan		9-10	1-1	3-5	2	5	7	2	22	0	1	2	1	26
TEAM						0	1	1				1			
TOTALS			26-57	6-20	7-11	8	22	30	13	65	14	14	3	5	200

TOT-FG 1stH: 13-30 43.3% 2ndH: 13-27 48.1% OT: 0-0 00.0% Game: 45.6% Deadbl
 3pt-FG 1stH: 4-11 36.4% 2ndH: 2-9 22.2% OT: 0-0 00.0% Game: 30.0% Rebs
 FThrow 1stH: 0-0 00.0% 2ndH: 7-11 63.6% OT: 0-0 00.0% Game: 63.6% 1

HOME TEAM: UNCG 3-1, 1-0 SoCon

No.	N A M E	TOT-FG 3-PT			REBOUNDS							MIN			
		FG-FGA	FG-FGA	FT-FTA	OF	DE	TOT	PF	TP	A	TO		BLK	S	
24	GROSS, Josh	f	4-9	0-0	0-0	2	3	5	2	8	1	2	0	0	20
35	CLIFTON, Dwon	f	3-4	0-0	1-1	1	2	3	4	7	0	1	0	1	17
30	BURRELL, Ronnie	c	6-9	0-0	3-4	5	3	8	3	15	0	2	0	2	32
01	TAYLOR, Ronnie	g	1-5	0-2	0-0	0	4	4	1	2	3	3	0	1	29
32	JOSEPH, Jay	g	4-12	2-8	2-2	0	3	3	0	12	1	1	0	0	31
02	BLACKSTOCK, Rodney		4-9	0-3	3-7	2	4	6	3	11	1	1	0	4	23
03	HICKMAN, Ricky		0-1	0-1	2-2	0	2	2	0	2	3	0	0	1	10
04	WILSON, Tony		0-1	0-0	0-0	0	0	0	0	0	0	0	1	0	4
12	BRISTOW, Ray		5-7	4-5	0-0	0	1	1	1	14	0	1	0	1	10
21	JOHNSON, Tizzo		0-1	0-0	0-0	0	2	2	0	0	1	1	0	0	9
40	LAWRENCE, Jelani		0-0	0-0	0-0	0	1	1	3	0	0	1	0	0	7
54	McCARTHY, Sean		0-1	0-0	2-2	2	0	2	1	2	0	0	0	0	8
TEAM						0	1	1				1			
TOTALS			27-59	6-19	13-18	12	26	38	18	73	10	14	1	10	200

TOT-FG 1stH: 14-31 45.2% 2ndH: 13-28 46.4% OT: 0-0 00.0% Game: 45.8% Deadbl
 3pt-FG 1stH: 1-8 12.5% 2ndH: 5-11 45.5% OT: 0-0 00.0% Game: 31.6% Rebs
 FThrow 1stH: 5-9 55.6% 2ndH: 8-9 88.9% OT: 0-0 00.0% Game: 72.2% 3

OFFICIALS: Raymond Styons, Jimmy Spears, Mike Eades

TECHNICAL FOULS:

Furman - none

UNCG - none

ATTENDANCE: 1,090

SCORE BY PERIODS:	1st	2nd	OT1	OT2	OT3	OT4	TOTAL
Furman	30	35					65
UNCG	34	39					73

OFFICIAL BASKETBALL BOX SCORE -- G A M E T O T A L S

Furman vs UNI

12-6-03 1:05 p.m. at Cedar Falls, IA -- West Gym

VISITORS: Furman 3-3

No.	N A M E	TOT-FG 3-PT			REBOUNDS							MIN			
		FG-FGA	FG-FGA	FT-FTA	OF	DE	TOT	PF	TP	A	TO		BLK	S	
05	NDOYE, Maleye	f	1-5	0-1	0-0	0	3	3	2	2	0	1	0	3	28
41	SANDERS, Nick	f	5-9	0-1	0-2	4	7	11	2	10	3	1	1	3	35
10	POJATINA, Marijan	c	1-2	0-0	0-0	0	2	2	4	2	3	0	1	0	13
03	CARTER, Tony	g	0-3	0-1	2-5	1	3	4	5	2	2	2	0	1	13
04	BOSTAIN, Robby	g	6-12	0-2	6-7	2	2	4	0	18	0	0	0	1	30
13	WEBB, Eric		3-8	1-5	4-6	0	6	6	2	11	5	2	0	1	31
21	EARLE, Ben		2-5	0-1	0-2	0	1	1	2	4	1	0	0	0	20
22	PUNCH, Gerad		0-0	0-0	2-2	1	2	3	2	2	0	0	0	0	2
32	PROWELL, Quan		6-13	1-2	0-0	1	4	5	3	13	1	2	0	0	28
45	PRICE, Cedrick		0-0	0-0	0-0	0	0	0	0	0	0	0	0	0	0+
TEAM						0	4	4							
TOTALS			24-57	2-13	14-24	9	34	43	22	64	15	8	2	9	200

TOT-FG 1stH: 11-31 35.5% 2ndH: 13-26 50.0% OT: 0-0 00.0% Game: 42.1% Deadbl
 3pt-FG 1stH: 0-8 00.0% 2ndH: 2-5 40.0% OT: 0-0 00.0% Game: 15.4% Rebs
 FThrow 1stH: 8-13 61.5% 2ndH: 6-11 54.5% OT: 0-0 00.0% Game: 58.3% 5

HOME TEAM: UNI 3-3

No.	N A M E	TOT-FG 3-PT			REBOUNDS							MIN			
		FG-FGA	FG-FGA	FT-FTA	OF	DE	TOT	PF	TP	A	TO		BLK	S	
05	Crawford, Erik	f	2-5	1-4	2-4	1	5	6	4	7	1	2	0	1	28
43	Schneiderman, Matt	f	3-12	1-6	3-4	2	9	11	3	10	1	2	0	0	32
42	Gruber, David	c	4-7	0-0	1-2	4	5	9	2	9	0	3	0	0	29
12	Jacobson, Ben	g	6-17	0-5	1-1	1	5	6	2	13	4	1	0	0	34
23	McKowen, Brooks	g	0-4	0-4	8-9	0	1	1	4	8	0	1	0	2	16
01	Tutt, Keyonn		0-0	0-0	0-0	0	0	0	0	0	0	0	0	0	0+
02	Bennett, Matt		0-3	0-3	0-0	1	0	1	0	0	0	0	0	0	4
11	Little, John		0-0	0-0	0-0	0	1	1	2	0	0	1	0	0	13
21	Foster, Chris		2-8	2-7	0-1	0	1	1	3	6	0	1	0	0	21
22	Schmit, Pete		0-1	0-1	0-1	0	0	0	1	0	1	0	0	0	7
32	Stout, Grant		0-2	0-1	0-0	1	0	1	0	0	0	1	0	1	7
33	Godfread, Jon		1-2	0-0	0-0	0	2	2	1	2	0	0	1	0	9
TEAM						3	0	3							
TOTALS			18-61	4-31	15-22	13	29	42	22	55	7	12	1	4	200

TOT-FG 1stH: 7-33 21.2% 2ndH: 11-28 39.3% OT: 0-0 00.0% Game: 29.5% Deadbl
 3pt-FG 1stH: 1-18 05.6% 2ndH: 3-13 23.1% OT: 0-0 00.0% Game: 12.9% Rebs
 FThrow 1stH: 14-17 82.4% 2ndH: 1-5 20.0% OT: 0-0 00.0% Game: 68.2% 3

OFFICIALS: David Warfal, Brad Gaston, Mike Litzelfelner

TECHNICAL FOULS:

Furman - none
 UNI - none

ATTENDANCE: 1282

SCORE BY PERIODS:	1st	2nd	OT1	OT2	OT3	OT4	TOTAL
Furman	30	34					64
UNI	29	26					55

Carter, Fouled Out: 1:13

OFFICIAL BASKETBALL BOX SCORE -- G A M E T O T A L S

Furman vs UNC Asheville

12/14/03 2:00pm at Asheville, NC/Justice Center

VISITORS: Furman 4-3

No.	N A M E	TOT-FG		3-PT	REBOUNDS							MIN		
		FG-FGA	FG-FGA	FT-FTA	OF	DE	TOT	PF	TP	A	TO		BLK	S
03	CARTER, Tony	3-10	1-6	4-8	3	3	6	0	11	3	3	0	1	31
04	BOSTAIN, Robby	3-10	1-3	4-4	3	1	4	1	11	1	2	0	1	28
05	NDOYE, Maleye	4-15	1-7	0-0	3	5	8	1	9	2	0	0	1	37
10	POJATINA, Marijan	1-3	0-0	0-0	0	1	1	4	2	0	1	1	1	9
13	WEBB, Eric	4-11	3-10	0-0	1	1	2	1	11	1	3	0	1	21
21	EARLE, Ben	0-2	0-2	1-4	0	1	1	0	1	1	1	1	1	14
22	PUNCH, Gerad	0-0	0-0	0-0	0	0	0	0	0	0	1	0	0	2
32	PROWELL, Quan	3-5	1-2	2-3	2	6	8	2	9	2	0	1	0	24
41	SANDERS, Nick	3-8	0-0	0-0	1	4	5	2	6	0	0	0	2	34
TEAM					2	2	4							
TOTALS		21-64	7-30	11-19	15	24	39	11	60	10	11	3	8	200

TOT-FG 1stH: 11-31 35.5% 2ndH: 10-33 30.3% OT: 0-0 00.0% Game: 32.8% Deadbl
 3pt-FG 1stH: 4-15 26.7% 2ndH: 3-15 20.0% OT: 0-0 00.0% Game: 23.3% Rebs
 FThrow 1stH: 2-3 66.7% 2ndH: 9-16 56.3% OT: 0-0 00.0% Game: 57.9% 3

HOME TEAM: UNC Asheville 1-6

No.	N A M E	TOT-FG		3-PT	REBOUNDS							MIN		
		FG-FGA	FG-FGA	FT-FTA	OF	DE	TOT	PF	TP	A	TO		BLK	S
21	MOHN, Chad	f 4-8	0-1	4-6	1	5	6	3	12	2	3	0	2	31
42	BARBER, Joseph	f 7-13	0-1	0-0	2	5	7	2	14	1	5	0	0	30
55	WALKER, C.J.	c 1-1	0-0	2-4	0	5	5	1	4	1	2	2	0	18
02	GARLAND, K.J.	g 0-4	0-3	0-0	0	1	1	0	0	1	1	0	1	14
22	HOLMES, Oliver	g 1-6	0-0	0-0	1	5	6	1	2	2	3	1	1	38
03	COLLINGTON, Omar	4-11	2-5	0-0	0	3	3	2	10	2	1	0	0	26
15	MCCULLOUGH, Bryan	2-3	1-3	0-0	0	3	3	1	5	2	2	0	1	15
23	RUSH, Steven	1-3	1-3	0-0	0	0	0	1	3	0	0	0	0	6
33	CREASEMAN, Aaron	3-4	0-0	0-0	4	3	7	3	6	1	1	1	0	20
44	HARRELL, Joey	0-0	0-0	0-0	0	0	0	1	0	1	1	0	0	2
TEAM					1	1	2							
TOTALS		23-53	4-16	6-10	9	31	40	15	56	13	19	4	5	200

TOT-FG 1stH: 13-28 46.4% 2ndH: 10-25 40.0% OT: 0-0 00.0% Game: 43.4% Deadbl
 3pt-FG 1stH: 3-8 37.5% 2ndH: 1-8 12.5% OT: 0-0 00.0% Game: 25.0% Rebs
 FThrow 1stH: 1-4 25.0% 2ndH: 5-6 83.3% OT: 0-0 00.0% Game: 60.0% 3

OFFICIALS: Jamie Luckie, William Humes, Mark Schnurr

TECHNICAL FOULS:

Furman - none

UNC Asheville - none

ATTENDANCE: 750

SCORE BY PERIODS:	1st	2nd	OT1	OT2	OT3	OT4	TOTAL
Furman	28	32					60
UNC Asheville	30	26					56

OFFICIAL BASKETBALL BOX SCORE -- G A M E T O T A L S

Furman vs Ohio State

12/17/03 8 p.m. at Value City Arena - Columbus, Ohio

VISITORS: Furman 4-4

No.	N A M E	TOT-FG 3-PT			REBOUNDS							MIN			
		FG-FGA	FG-FGA	FT-FTA	OF	DE	TOT	PF	TP	A	TO		BLK	S	
05	NDOYE, Maleye	f	3-8	1-2	4-4	1	6	7	3	11	0	4	0	0	26
32	PROWELL, Quan	f	1-2	0-0	0-0	0	3	3	4	2	0	0	1	0	11
41	SANDERS, Nick	f	1-6	0-1	0-0	1	4	5	3	2	3	2	0	1	32
03	CARTER, Tony	g	3-4	2-3	2-2	0	2	2	4	10	6	3	0	0	32
04	BOSTAIN, Robby	g	4-8	0-2	1-2	0	1	1	2	9	1	2	0	2	17
01	DIAGNE, Moussa		2-6	0-1	1-2	0	2	2	2	5	2	3	1	1	26
13	WEBB, Eric		7-9	6-8	0-1	1	3	4	1	20	2	1	0	0	30
21	EARLE, Ben		3-5	3-5	0-0	1	0	1	1	9	1	1	0	1	15
45	PRICE, Cedrick		0-1	0-0	0-0	0	2	2	0	0	0	0	0	0	11
TEAM						0	1	1							
TOTALS			24-49	12-22	8-11	4	24	28	20	68	15	16	2	5	200

TOT-FG 1stH: 12-22 54.5% 2ndH: 12-27 44.4% OT: 0-0 00.0% Game: 49.0% Deadbl
 3pt-FG 1stH: 9-13 69.2% 2ndH: 3-9 33.3% OT: 0-0 00.0% Game: 54.5% Rebs
 FThrow 1stH: 3-5 60.0% 2ndH: 5-6 83.3% OT: 0-0 00.0% Game: 72.7% 1

HOME TEAM: Ohio State 5-3

No.	N A M E	TOT-FG 3-PT			REBOUNDS							MIN			
		FG-FGA	FG-FGA	FT-FTA	OF	DE	TOT	PF	TP	A	TO		BLK	S	
34	Dials, Terence	f	6-9	0-0	0-0	2	5	7	2	12	0	1	1	1	24
14	Radinovic, Velimir	c	3-7	0-0	3-5	3	4	7	1	9	0	2	0	2	37
00	Sullinger, J.J.	g	6-8	0-0	0-2	2	4	6	4	12	2	1	0	0	33
02	Fuss-Cheatham, B.	g	4-8	0-1	5-6	1	2	3	2	13	4	3	0	2	34
15	Billings, Ricardo	g	0-2	0-1	1-2	1	2	3	1	1	1	0	0	0	7
03	Harris, Ivan		0-0	0-0	0-0	1	0	1	1	0	0	0	0	0	4
10	Stockman, Tony		7-18	2-6	5-6	0	0	0	1	21	2	1	0	4	35
40	Sylvester, Matt		1-5	0-3	0-0	0	2	2	2	2	2	2	0	0	16
50	Jenkins, Shun		0-0	0-0	0-0	0	2	2	1	0	0	0	0	0	10
TEAM						1	2	3							
TOTALS			27-57	2-11	14-21	11	23	34	15	70	11	10	1	9	200

TOT-FG 1stH: 13-31 41.9% 2ndH: 14-26 53.8% OT: 0-0 00.0% Game: 47.4% Deadbl
 3pt-FG 1stH: 0-7 00.0% 2ndH: 2-4 50.0% OT: 0-0 00.0% Game: 18.2% Rebs
 FThrow 1stH: 6-10 60.0% 2ndH: 8-11 72.7% OT: 0-0 00.0% Game: 66.7% 2

OFFICIALS: Reggie Greenwood, Frank DeMayo and Fran Connolly

TECHNICAL FOULS:

Furman - none
 Ohio State - none

ATTENDANCE: 12,248

SCORE BY PERIODS:	1st	2nd	OT1	OT2	OT3	OT4	TOTAL
Furman	36	32					68
Ohio State	32	38					70

OFFICIAL BASKETBALL BOX SCORE -- G A M E T O T A L S

High Point vs Furman

12/20/03 2:30 p.m. at Greenville, S.C. (Timmons Arena)

VISITORS: High Point 5-4

No.	N A M E	TOT-FG 3-PT			REBOUNDS							A	TO	BLK	S	MIN
		FG-FGA	FG-FGA	FT-FTA	OF	DE	TOT	PF	TP							
30	CHAMBERS, Jorsua	f	0-2	0-1	0-0	0	4	4	3	0	6	2	0	1	22	
55	GATHINGS, Danny	f	8-16	0-2	3-4	1	6	7	4	19	0	3	1	5	34	
00	ECHENIQUE, Jerry	c	5-12	0-0	11-12	5	3	8	4	21	1	4	0	1	31	
03	ALLEN, Jeff	g	4-4	1-1	0-0	0	1	1	5	9	1	2	0	2	25	
10	WHITE, Zion	g	8-17	3-7	1-4	1	3	4	3	20	2	0	1	4	33	
11	PALACIOS, Javier		2-3	1-2	1-2	1	0	1	3	6	2	1	0	1	18	
12	MEEKS, Chris		2-5	0-1	0-0	1	1	2	4	4	1	0	0	0	18	
13	QUICK, Landon		0-2	0-1	2-2	0	0	0	0	2	0	2	0	1	5	
33	KONARE, Issa		0-1	0-0	0-0	1	0	1	1	0	0	1	0	0	4	
40	HALSCH, Brent		0-1	0-0	0-0	0	0	0	1	0	0	0	0	0	2	
44	HILLIMAN, Patrick		2-3	0-0	2-3	2	0	2	1	6	0	2	0	2	8	
TEAM						2	1	3								
TOTALS			31-66	5-15	20-27	14	19	33	29	87	13	17	2	17	200	

TOT-FG 1stH: 13-31 41.9% 2ndH: 18-35 51.4% OT: 0-0 00.0% Game: 47.0% Deadbl
 3pt-FG 1stH: 2-9 22.2% 2ndH: 3-6 50.0% OT: 0-0 00.0% Game: 33.3% Rebs
 FThrow 1stH: 6-10 60.0% 2ndH: 14-17 82.4% OT: 0-0 00.0% Game: 74.1% 2

HOME TEAM: Furman 5-4

No.	N A M E	TOT-FG 3-PT			REBOUNDS							A	TO	BLK	S	MIN
		FG-FGA	FG-FGA	FT-FTA	OF	DE	TOT	PF	TP							
05	NDOYE, Maleye	f	9-14	4-6	5-6	2	5	7	0	27	2	2	0	3	32	
41	SANDERS, Nick	f	3-3	1-1	1-2	3	1	4	4	8	2	2	0	0	26	
10	POJATINA, Marijan	c	0-2	0-0	0-0	0	2	2	4	0	0	2	0	0	10	
03	CARTER, Tony	g	7-10	2-5	2-3	2	2	4	0	18	2	2	0	0	24	
04	BOSTAIN, Robby	g	4-10	0-3	13-16	1	7	8	2	21	5	4	0	1	32	
01	DIAGNE, Moussa		0-1	0-1	0-0	0	1	1	4	0	0	1	0	0	10	
13	WEBB, Eric		3-4	3-4	5-6	0	4	4	2	14	3	4	0	0	25	
21	EARLE, Ben		1-5	1-3	0-0	0	2	2	2	3	1	1	0	3	18	
32	PROWELL, Quan		2-4	0-1	3-3	0	1	1	4	7	0	3	1	1	23	
TEAM						1	1	2								
TOTALS			29-53	11-24	29-36	9	26	35	22	98	15	22	1	8	200	

TOT-FG 1stH: 18-27 66.7% 2ndH: 11-26 42.3% OT: 0-0 00.0% Game: 54.7% Deadbl
 3pt-FG 1stH: 7-13 53.8% 2ndH: 4-11 36.4% OT: 0-0 00.0% Game: 45.8% Rebs
 FThrow 1stH: 8-11 72.7% 2ndH: 21-25 84.0% OT: 0-0 00.0% Game: 80.6% 3

OFFICIALS: John Corio, Tim Nestor, Sean Wright

TECHNICAL FOULS:

High Point - GATHINGS, Danny(2)
 Furman - none

ATTENDANCE: 1259

SCORE BY PERIODS:	1st	2nd	OT1	OT2	OT3	OT4	TOTAL
High Point	34	53					87
Furman	51	47					98